



FUEL INJECTION PARTS
SISTEMA DE INYECCIÓN DE COMBUSTIBLE

ABS SENSOR
SENSOR ABS

GS2000

FRONT WHEEL SENSOR (BOTH SIDES)

REPLACES / REEMPLAZA:

Audi: 8D0927803, 0986594014; **Bosch:** 0 986 594 014; **Meat & Doria:** 90008; **Mobiletron:** AB-EU040

APPLICATION / APLICACIÓN:

AUDI: A4 1.6 1988>2001, A4 1.8 1994>2001, A4 1.8 quattro 1994>2001, A4 1.8 T 1994>2001, A4 1.8 T quattro 1994>2001, A4 1.9 TDI 1994>2001, A4 1.9 TDI quattro 1994>2001, A4 2.4 1994>2001, A4 2.4 quattro 1994>2001, A4 2.5 TDI 1994>2001, A4 2.5 TDI quattro 1994>2001, A4 2.6 1994>2001, A4 2.6 quattro 1994>2001, A4 2.8 1994>2001, A4 2.8 quattro 1994>2001, A4 S4 quattro 1994>2001, A4 Avant 1.6 1994>2001, A4 Avant 1.8 1994>2001, A4 Avant 1.8 quattro 1994>2001, A4 Avant 1.8 T 1994>2001, A4 Avant 1.8 T quattro 1994>2001, A4 Avant 1.9 DUO 1994>2001, A4 Avant 1.9 TDI 1994>2001, A4 Avant 1.9 TDI quattro 1994>2001, A4 Avant 2.4 1994>2001, A4 Avant 2.4 quattro 1994>2001, A4 Avant 2.5 TDI 1994>2001, A4 Avant 2.5 TDI quattro 1994>2001, A4 Avant 2.6 1994>2001, A4 Avant 2.6 quattro 1994>2001, A4 Avant 2.8 1994>2001, A4 Avant 2.8 quattro 1994>2001, A4 Avant S4 quattro 1994>2001, A6 2.4 quattro 1997>2005, A6 Avant 2.4 quattro 1997>2005, A4 1.6 1994>2001, A4 Avant RS4 quattro 1994>2001;

VW: Passat 1.6 1996>2000, Passat 1.8 1996>2000, Passat 1.8 Syncro/4motion 1996>2000, Passat 1.8 T 1996>2000, Passat 1.8 T Syncro 1996>2000, Passat 1.9 TDI 1996>2000, Passat 1.9 TDI Syncro/4motion 1996>2000, Passat 2.0 1996>2000, Passat 2.3 VR5 1996>2000, Passat 2.3 VR5 Syncro/4motion 1996>2000, Passat 2.5 TDI 1996>2000, Passat 2.5 TDI Syncro/4motion 1996>2000, Passat 2.8 Syncro 1996>2000, Passat 2.8 V6 1996>2000, Passat 2.8 V6 Syncro/4motion 1996>2000, Passat Variant 1.6 1997>2000, Passat Variant 1.8 1997>2000, Passat Variant 1.8 4motion 1997>2000, Passat Variant 1.8 Syncro/4motion 1997>2000, Passat Variant 1.8 T 1997>2000, Passat Variant 1.9 TDI 1997>2000, Passat Variant 1.9 TDI Syncro/4motion 1997>2000, Passat Variant 2.3 VR5 1997>2000, Passat Variant 2.3 VR5 Syncro/4motion 1997>2000, Passat Variant 2.5 TDI 1997>2000, Passat Variant 2.5 TDI Syncro/4motion 1997>2000, Passat Variant 2.8 V6 1997>2000, Passat Variant 2.8 V6 Syncro/4motion 1997>2000, Passat 1.9 TDI 4motion 1996>2000, Passat 2.0 4motion 1996>2000, Passat 2.8 V6 4motion 1996>2000, Passat Variant 1.9 TDI 4motion 1997>2000, Passat Variant 2.0 1997>2000, Passat Variant 2.0 4motion 1997>2000, Passat Variant 2.8 V6 4motion 1997>2000



GS2001

FRONT WHEEL SENSOR (RIGHT SIDE)

REPLACES / REEMPLAZA:

Toyota: 8954260040

Lexus: 8954260040

APPLICATION / APLICACIÓN:

Toyota: Land Cruiser

Lexus: LX470

PS: set of GS2010



GS2002

FRONT WHEEL SENSOR (BOTH SIDES)

REPLACES / REEMPLAZA:

Fiat: 52050137

APPLICATION / APLICACIÓN:

FIAT: Argo HGT 1.8 2017>

PS: set of GS2003



GS2003

REAR WHEEL SENSOR (BOTH SIDES)

REPLACES / REEMPLAZA:

Fiat: 52064613

APPLICATION / APLICACIÓN:

FIAT: Argo HGT 1.8 2017>

PS: set of GS2002



GS2004

REAR WHEEL SENSOR (BOTH SIDES)

REPLACES / REEMPLAZA:

Hyundai: 52750-1GXXX, 52751-1G101FFF

APPLICATION / APLICACIÓN:

HYUNDAI: HB20 1.0/1.6 2013>

PS: set of GS2005 and GS2006



GS2005

FRONT WHEEL SENSOR (RIGHT SIDE)

REPLACES / REEMPLAZA:

Hyundai: 95671-1S300

APPLICATION / APLICACIÓN:

HYUNDAI: HB20 1.6 2012>

PS: set of GS2004 and GS2006



GS2006

FRONT WHEEL SENSOR (LEFT SIDE)

REPLACES / REEMPLAZA:

Hyundai: 95670-1S300

APPLICATION / APLICACIÓN:

HYUNDAI: HB20 1.6 2012>

PS: set of GS2004 and GS2005





GS2007

FRONT WHEEL SENSOR (LEFT SIDE)

REPLACES / REEMPLAZA:

VW: 1H0927807, 1J0927803, 0986594001; **Bosch:** 0 986 594 001; **Delphi:** SS10307; **Meat & Doria:** 90002; **Mobiletron:** AB-EU006

APPLICATION / APLICACIÓN:

AUDI: A3 1.6 1996>2003, A3 1.8 1996>2003, A3 1.8 T 1996>2003, A3 1.8 T quattro 1996>2003, A3 1.9 TDI 1996>2003, A3 1.9 TDI quattro 1996>2003, A3 S3 quattro 1996>2003, TT 1.8 T 1998>2006, TT 1.8 T quattro 1998>2006, TT 3.2 VR6 quattro 1998>2006, TT Roadster 1.8 T 1999>2006, TT Roadster 1.8 T quattro 1999>2006, TT Roadster 3.2 VR6 quattro 1999>2006;

SEAT: Arosa 1.0 1997>2004, Arosa 1.4 1997>2004, Arosa 1.4 16V 1997>2004, Arosa 1.4 TDI 1997>2004, Arosa 1.7 SDI 1997>2004, Cordoba 1.0 1993>2002, Cordoba 1.0 i 1993>2002, Cordoba 1.4 1993>2002, Cordoba 1.4 16V 1993>2002, Cordoba 1.4 i 1993>2002, Cordoba 1.4 i 16V 1993>2002, Cordoba 1.6 i 1993>2002, Cordoba 1.8 i 1993>2002, Cordoba 1.8 i 16V 1993>2002, Cordoba 1.8 T 20V Cupra 1993>2002, Cordoba 1.9 D 1993>2002, Cordoba 1.9 SDI 1993>2002, Cordoba 1.9 TDI 1993>2002, Cordoba 2.0 i 1993>2002, Cordoba 2.0 i 16V 1993>2002, Cordoba Vario 1.4 1996>2002, Cordoba Vario 1.4 16V 1996>2002, Cordoba Vario 1.4 i 1996>2002, Cordoba Vario 1.6 i 1996>2002, Cordoba Vario 1.8 i 1996>2002, Cordoba Vario 1.9 SDI 1996>2002, Cordoba Vario 1.9 TDI 1996>2002, Cordoba VARIO Box Body/Estate 1.9 TDI 2000>2002, Ibiza II 1.0 16V 1993>2002, Ibiza II 1.0 i 1993>2002, Ibiza II 1.4 1993>2002, Ibiza II 1.4 i 1993>2002, Ibiza II 1.4 i 16V 1993>2002, Ibiza II 1.6 i 1993>2002, Ibiza II 1.8 i 1993>2002, Ibiza II 1.8 i 16V 1993>2002, Ibiza II 1.8 T 20V Cupra 1993>2002, Ibiza II 1.9 D 1993>2002, Ibiza II 1.9 SDI 1993>2002, Ibiza II 1.9 TDI 1993>2002, Ibiza II 2.0 i 1993>2002, Ibiza II 2.0 i 16V 1993>2002, Inca 1.4 16V 1995>2003, Inca 1.4 i 1995>2003, Inca 1.6 i 1995>2003, Inca 1.7 D 1995>2003, Inca 1.9 D 1995>2003, Inca 1.9 SDI 1995>2003, Leon 1.4 16V 1999>2006, Leon 1.6 1999>2006, Leon 1.6 16V 1999>2006, Leon 1.8 20V 1999>2006, Leon 1.8 20V T 4 1999>2006, Leon 1.8 T 20V Cupra R 1999>2006, Leon 1.9 SDI 1999>2006, Leon 1.9 TDI 1999>2006, Leon 1.9 TDI Syncro 1999>2006, Leon 2.8 1999>2006, Leon 2.8 Cupra 4 1999>2006, Toledo I 1.6 i 1991>1999, Toledo I 1.8 16V 1991>1999, Toledo I 1.8 i 1991>1999, Toledo I 1.9 D 1991>1999, Toledo I 1.9 TDI 1991>1999, Toledo I 1.9 TDI 1991>1999, Toledo I 2.0 i 1991>1999, Toledo I 2.0 i 16V 1991>1999, Toledo II 1.4 16V 1998>2006, Toledo II 1.6 1998>2006, Toledo II 1.6 16V 1998>2006, Toledo II 1.8 20V 1998>2006, Toledo II 1.8 20V TDI 1998>2006, Toledo II 1.9 TDI 1998>2006, Toledo II 2.3 V5 1998>2006, Toledo II 2.3 V5 20V 1998>2006, Ibiza II 1.0 1993>2002, Ibiza II 1.3 i 1993>2002, Inca 1.9 TDI 1995>2003, Toledo II 1.9 TDI 4Drive 1998>2006;

VW: Bora 2.0 Flex 2007>2010, Bora 1.4 16V 1998>2013, Bora 1.6 1998>2013, Bora 1.6 16V 1998>2013, Bora 1.6 FSI 1998>2013, Bora 1.8 1998>2013, Bora 1.8 4motion 1998>2013, Bora 1.8 T 1998>2013, Bora 1.8 T 4motion 1998>2013, Bora 1.9 SDI 1998>2013, Bora 1.9 TDI 1998>2013, Bora 1.9 TDI 4motion 1998>2013, Bora 2.0 1998>2013, Bora 2.0 4motion 1998>2013, Bora 2.3 V5 1998>2013, Bora 2.3 V5 4motion 1998>2013, Bora 2.8 V6 4motion 1998>2013, Bora 2.8 VR6 4motion 1998>2013, Bora Variant 1.4 16V 1999>2005, Bora Variant 1.6 1999>2005, Bora Variant 1.6 16V 1999>2005, Bora Variant 1.6 FSI 1999>2005, Bora Variant 1.8 4motion 1999>2005, Bora Variant 1.8 T 1999>2005, Bora Variant 1.9 TDI 1999>2005, Bora Variant 1.9 TDI 4motion 1999>2005, Bora Variant 2.0 4motion 1999>2005, Bora Variant 2.3 V5 1999>2005, Bora Variant 2.3 V5 4motion 1999>2005, Bora Variant 2.8 V6 4motion 1999>2005, Caddy Box 1.9 D 2005>2009, Caddy II Box 1.4 1995>2004, Caddy II Box 1.7 SDI 1995>2004, Caddy II Box 1.9 D 1995>2004, Caddy II Box 1.9 SDI 1995>2004, Caddy II Box 1.9 TDI 1995>2004, Caddy II Box 60 1.4 1995>2004, Caddy II Box 75 1.6 1995>2004, Caddy II Estate 1.4 1995>2004, Caddy II Estate 1.4 16V 1995>2004, Caddy II Estate 1.6 1995>2004, Caddy II Estate 1.7 SDI 1995>2004, Caddy II Estate 1.9 D 1995>2004, Caddy II Estate 1.9 SDI 1995>2004, Caddy II Estate 1.9 TDI 1995>2004, Corrado 1.8 G60 1988>1995, Golf III 1.4 1991>1997, Golf III 1.6 1991>1997, Golf III 1.8 1991>1997, Golf III 1.8 Syncro (1HX1) 1991>1997, Golf III 1.9 D 1991>1997, Golf III 1.9 SDI 1991>1997, Golf III 1.9 TDI 1991>1997, Golf III 1.9 TDI 1991>1997, Golf III 1.9 TDI Syncro (1HX1) 1991>1997, Golf III 2.0 1991>1997, Golf III 2.0 GL 1991>1997, Golf III 2.0 GTI 16V 1991>1997, Golf III 2.0 Syncro (1HX1) 1991>1997, Golf III 2.8 VR6 1991>1997, Golf III 2.9 VR6 Syncro (1HX1) 1991>1997, Golf III Cabriolet 1.6 1993>1998, Golf III Cabriolet 1.8 1993>1998, Golf III Cabriolet 1.9 TDI 1993>1998, Golf III Cabriolet 1.9 TDI 1993>1998, Golf III Van 1.4 1991>1997, Golf III Van 1.4 1991>1997, Golf III Van 1.6 1991>1997, Golf III Van 1.8 1991>1997, Golf III Van 1.9 D 1991>1997, Golf III Van 1.9 SDI 1991>1997, Golf III Van 1.9 TDI 1991>1997, Golf III Van 1.9 TDI 1991>1997, Golf III Van 2.0 1991>1997, Golf III Van 2.0 GTI 1991>1997, Golf III Variant 1.4 1993>1999, Golf III Variant 1.6 1993>1999, Golf III Variant 1.8 1993>1999, Golf III Variant 1.8 Syncro 1993>1999, Golf III Variant 1.9 D 1993>1999, Golf III Variant 1.9 SDI 1993>1999, Golf III Variant 1.9 TDI 1993>1999, Golf III Variant 1.9 TDI 1993>1999, Golf III Variant 1.9 TDI 1993>1999, Golf III Variant 2.9 VR6 Syncro 1993>1999, Golf IV 1.4 16V 1997>2007, Golf IV 1.6 1997>2007, Golf IV 1.6 16V 1997>2007, Golf IV 1.6 FSI 1997>2007, Golf IV 1.8 1997>2007, Golf IV 1.8 4motion 1997>2007, Golf IV 1.8 T 1997>2007, Golf IV 1.8 T GTI 1997>2007, Golf IV 1.9 SDI 1997>2007, Golf IV 1.9 TDI 1997>2007, Golf IV 1.9 TDI 1997>2007, Golf IV 1.9 TDI 4motion 1997>2007, Golf IV 2.0 1997>2007, Golf IV 2.0 4motion 1997>2007, Golf IV 2.0 Bi-Fuel 1997>2007, Golf IV 2.3 V5 1997>2007, Golf IV 2.3 V5 4motion 1997>2007, Golf IV 2.8 VR6 1997>2007, Golf IV 2.8 VR6 4motion 1997>2007, Golf IV 3.2 R32 4motion 1997>2007, Golf IV Cabriolet 1.6 1998>2002, Golf IV Cabriolet 1.8 1998>2002, Golf IV Cabriolet 1.9 TDI 1998>2002, Golf IV Cabriolet 2.0 1998>2002, Golf IV Van 1.9 SDI 1997>2004, Golf IV Van 1.9 TDI 1997>2004, Golf IV Van 1.9 TDI 4motion 1997>2004, Golf IV Variant 1.4 16V 1999>2006, Golf IV Variant 1.6 1999>2006, Golf IV Variant 1.6 16V 1999>2006, Golf IV Variant 1.6 FSI 1999>2006, Golf IV Variant 1.8 4motion 1999>2006, Golf IV Variant 1.8 T 1999>2006, Golf IV Variant 1.8 T 1999>2006, Golf IV Variant 1.9 SDI 1999>2006, Golf IV Variant 1.9 TDI 1999>2006, Golf IV Variant 1.9 TDI 4motion 1999>2006, Golf IV Variant 2.0 1999>2006, Golf IV Variant 2.0 4motion 1999>2006, Golf IV Variant 2.0 Bi-Fuel 1999>2006, Golf IV Variant 2.3 V5 1999>2006, Golf IV Variant 2.3 V5 4motion 1999>2006, Golf IV Variant 2.8 V6 4motion 1999>2006, Golf V 1.6 MultiFuel 2003>2009, Golf V 2.0 2003>2009, Golf Van III Variant 1.4 1993>1999, Golf Van III Variant 1.8 1993>1999, Golf Van III Variant 1.9 1993>1999, Golf Van III Variant 1.9 SDI 1993>1999, Golf Van III Variant 1.9 TDI 1993>1999, Golf Van III Variant 1.4 1999>2006, Golf VAN IV Variant 1.6 1999>2006, Golf VAN IV Variant 1.9 SDI 1999>2006, Golf VAN IV Variant 1.9 TDI 1999>2006, Lupo 1.0 1998>2005, Lupo 1.4 1998>2005, Lupo 1.4 16V 1998>2005, Lupo 1.4 FSI 1998>2005, Lupo 1.4 TDI 1998>2005, Lupo 1.6 GTI 1998>2005, Lupo 1.7 SDI 1998>2005, New Beetle 1.4 1998>2010, New Beetle 1.6 1998>2010, New Beetle 1.8 T 1998>2010, New Beetle 1.9 TDI 1998>2010, New Beetle 2.0 1998>2010, New Beetle 2.3 V5 1998>2010, New Beetle 2.5 1998>2010, New Beetle RSI 3.2 4motion (1C9) 1998>2010, New Beetle Convertible 1.4 2002>2010, New Beetle Convertible 1.6 2002>2010, New Beetle Convertible 1.8 T 2002>2010, New Beetle Convertible 1.9 TDI 2002>2010, New Beetle Convertible 2.0 2002>2010, New Beetle Convertible 2.5 2002>2010, Passat 1.8 1991>1996, Passat 1.9 TDI 1991>1996, Passat 2.0 1991>1996, Passat 1.6 1988>1996, Passat 1.6 1988>1996, Passat 1.8 1988>1996, Passat 1.8 1988>1996, Passat 1.9 TD 1988>1996, Passat 1.9 TDI 1988>1996, Passat 2.0 1988>1996, Passat 2.0 16V 1988>1996, Passat 2.8 VR6 1988>1996, Passat Variant 1.6 1988>1997, Passat Variant 1.8 1988>1997, Passat Variant 1.9 TD 1988>1997, Passat Variant 1.9 TDI 1988>1997, Passat Variant 2.0 1988>1997, Passat Variant 2.0 16V 1988>1997, Passat Variant 2.8 VR6 1988>1997, Polo 1.7 SDI 1994>1999, Polo 100 1.4 16V 1994>1999, Polo 120 1.6 16V GTI 1994>1999, Polo 45 1.0 1994>1999, Polo 50 1.0 1994>1999, Polo 55 1.3 1994>1999, Polo 55 1.4 1994>1999, Polo 60 1.4 1994>1999, Polo 60 1.7 SDI 1994>1999, Polo 64 1.9 D 1994>1999, Polo 64 1.9 SDI 1994>1999, Polo 75 1.6 1994>1999, Polo 1.0 1999>2001, Polo 1.4 1999>2001, Polo 1.4 16V 1999>2001, Polo 1.4 TDI 1999>2001, Polo 1.6 16V GTI 1999>2001, Polo 1.7 SDI 1999>2001, Polo 1.9 D 1999>2001, Polo 1.9 SDI 1999>2001, Polo Classic 1.6 1995>2003, Polo Classic 1.8 1995>2003, Polo Classic 1.9 SDI 1995>2003, Polo Classic 1.9 TDI 1995>2003, Polo Classic 100 1.6 1995>2003, Polo Classic 110 1.9 TDI 1995>2003, Polo Classic 54 1.4 1995>2003, Polo Classic 57 1.7 SDI 1995>2003, Polo Classic 60 1.4 1995>2003, Polo Classic 64 1.9 D 1995>2003, Polo Classic 64 1.9 SDI 1995>2003, Polo Classic 68 1.9 SDI 1995>2003, Polo Classic 75 1.4 16V 1995>2003, Polo Classic 75 1.6 1995>2003, Polo Classic 90 1.8 1995>2003, Polo Classic 90 1.9 TDI 1995>2003, Polo Van Box Body / Hatchback 1.0 1994>1999, Polo Van Box Body/Estate 1.4 1996>2001, Polo Van Box Body/Estate 1.6 1996>2001, Polo Van Box Body/Estate 1.9 SDI 1996>2001, Polo Variant 1.4 1997>2001, Polo Variant 1.4 16V 1997>2001, Polo Variant 1.6 1997>2001, Polo Variant 1.7 SDI 1997>2001, Polo Variant 1.9 SDI 1997>2001, Polo Variant 1.9 TDI 1997>2001, Vento 1.4 1991>1998, Vento 1.6 1991>1998, Vento 1.8 1991>1998, Vento 1.9 D 1991>1998, Vento 1.9 SDI 1991>1998, Vento 1.9 TDI 1991>1998, Vento 2.0 1991>1998, Vento 2.0 GL 1991>1998, Vento 2.8 VR6 1991>1998, Bora 2.0 2007>2010, Bora Variant 2.0 1999>2005, Caddy II Pickup 1.6 1996>2000, Caddy II Pickup 1.9 D 1996>2000, Corrado 1.8 16V 1988>1995, Corrado 2.0 i 1988>1995, Corrado 2.0 i 16V 1988>1995, Corrado 2.9 VR6 1988>1995, Golf III Citystroker 1991>1997, Passat 1.8 G60 Syncro 1988>1996, Passat 2.0 Syncro 1988>1996, Passat 1.8 Syncro/4motion 1996>2000, Passat 1.8 T Syncro 1996>2000, Passat 1.9 TDI Syncro/4motion 1996>2000, Passat 2.8 V6 Syncro/4motion 1996>2000, Passat 2.8 4motion 2000>2005, Passat Variant 1.8 G60 Syncro 1988>1997, Passat Variant 2.0 Syncro 1988>1997, Passat Variant 2.9 VR6 Syncro 1988>1997, Polo Van Box Body/Estate 1.7 SDI 1996>2001, Polo Variant 1.8 1997>2001, SKODA: Octavia I 1.4 1996>2010, Octavia I 1.4 16V 1996>2010, Octavia I 1.6 1996>2010, Octavia I 1.8 1996>2010, Octavia I 1.8 T 1996>2010, Octavia I 1.8 T 4x4 1996>2010, Octavia I 1.9 SDI 1996>2010, Octavia I 1.9 TDI 1996>2010, Octavia I 2.0 1996>2010, Octavia I RS 1.8 T 1996>2010, Octavia I Box Body/Estate 1.9 D 2000>2010, Octavia I Box Body/Estate 1.9 TDI 2000>2010, Octavia I Combi 1.4 16V 1998>2010, Octavia I Combi 1.6 1998>2010, Octavia I Combi 1.8 20V 1998>2010, Octavia I Combi 1.8 T 1998>2010, Octavia I Combi 1.8 T 4x4 1998>2010, Octavia I Combi 1.9 SDI 1998>2010, Octavia I Combi 1.9 TDI 1998>2010, Octavia I Combi 1.9 TDI 4x4 1998>2010, Octavia I Combi 2.0 1998>2010, Octavia I Combi 2.0 4x4 1998>2010, Octavia I Combi RS 1.8 T 1998>2010



GS2008

FRONT WHEEL SENSOR (RIGHT SIDE)

REPLACES / REEMPLAZA:

VW: 1H0927808, 1J0927804, 0986594000; Bosch: 0 986 594 000; Delphi: SS10308; Cargo: 181854; Meat & Doria: 90001; Mobiletron: AB-EU003

APPLICATION / APLICACIÓN:

AUDI: A3 1.6 1996>2003, A3 1.8 1996>2003, A3 1.8 T 1996>2003, A3 1.8 T quattro 1996>2003, A3 1.9 TDI 1996>2003, A3 1.9 TDI quattro 1996>2003, A3 S3 quattro 1996>2003, TT 1.8 T 1998>2006, TT 1.8 T quattro 1998>2006, TT 3.2 VR6 quattro 1998>2006, TT Roadster 1.8 T 1999>2006, TT Roadster 1.8 T quattro 1999>2006, TT Roadster 3.2 VR6 quattro 1999>2006, A3 S3 quattro 2003>2012;

SEAT: Arosa 1.0 1997>2004, Arosa 1.4 1997>2004, Arosa 1.4 16V 1997>2004, Arosa 1.4 TDI 1997>2004, Arosa 1.7 SDI 1997>2004, Cordoba 1.0 1993>2002, Cordoba 1.0 i 1993>2002, Cordoba 1.4 1993>2002, Cordoba 1.4 16V 1993>2002, Cordoba 1.4 i 1993>2002, Cordoba 1.4 i 16V 1993>2002, Cordoba 1.6 i 1993>2002, Cordoba 1.8 i 1993>2002, Cordoba 1.8 i 16V 1993>2002, Cordoba 1.8 T 20V Cupra 1993>2002, Cordoba 1.9 D 1993>2002, Cordoba 1.9 SDI 1993>2002, Cordoba 1.9 TD 1993>2002, Cordoba 1.9 TDI 1993>2002, Cordoba 2.0 i 1993>2002, Cordoba 2.0 i 16V 1993>2002, Cordoba Vario 1.4 1996>2002, Cordoba Vario 1.4 16V 1996>2002, Cordoba Vario 1.4 i 1996>2002, Cordoba Vario 1.6 i 1996>2002, Cordoba Vario 1.8 i 1996>2002, Cordoba Vario 1.9 SDI 1996>2002, Cordoba Vario 1.9 TDI 1996>2002, Cordoba VARIO Box Body/Estate 1.9 TDI 2000>2002, Ibiza II 1.0 16V 1993>2002, Ibiza II 1.0 i 1993>2002, Ibiza II 1.4 1993>2002, Ibiza II 1.4 i 1993>2002, Ibiza II 1.4 i 16V 1993>2002, Ibiza II 1.6 i 1993>2002, Ibiza II 1.6 i 16V 1993>2002, Ibiza II 1.8 i 1993>2002, Ibiza II 1.8 i 16V 1993>2002, Ibiza II 1.8 T 20V Cupra 1993>2002, Ibiza II 1.8 T 1993>2002, Ibiza II 1.9 SDI 1993>2002, Ibiza II 1.9 TD 1993>2002, Ibiza II 1.9 TDI 1993>2002, Ibiza II 2.0 i 1993>2002, Ibiza II 2.0 i 16V 1993>2002, Inca 1.4 16V 1995>2003, Inca 1.4 i 1995>2003, Inca 1.6 i 1995>2003, Inca 1.7 D 1995>2003, Inca 1.9 D 1995>2003, Inca 1.9 SDI 1995>2003, Leon 1.4 16V 1999>2006, Leon 1.6 1999>2006, Leon 1.6 16V 1999>2006, Leon 1.8 20V 1999>2006, Leon 1.8 20V T 1999>2006, Leon 1.8 20V T 4 1999>2006, Leon 1.8 T Cupra R 1999>2006, Leon 1.9 SDI 1999>2006, Leon 1.9 TDI 1999>2006, Leon 1.9 TDI Syncro 1999>2006, Leon 2.8 1999>2006, Leon 2.8 Cupra 4 1999>2006, Toledo I 1.6 i 1991>1999, Toledo I 1.8 16V 1991>1999, Toledo I 1.8 i 1991>1999, Toledo I 1.9 D 1991>1999, Toledo I 1.9 TD 1991>1999, Toledo I 1.9 TDI 1991>1999, Toledo I 2.0 i 1991>1999, Toledo I 2.0 i 16V 1991>1999, Toledo II 1.4 16V 1998>2006, Toledo II 1.6 1998>2006, Toledo II 1.6 16V 1998>2006, Toledo II 1.8 20V 1998>2006, Toledo II 1.8 20V 1998>2006, Toledo II 2.0 1998>2006, Toledo II 2.3 V5 1998>2006, Toledo II 2.3 V5 20V 1998>2006, Ibiza II 1.0 1993>2002, Ibiza II 1.3 i 1993>2002, Inca 1.9 TDI 1995>2003, Toledo II 1.9 TDI 4Drive 1998>2006;

VW: Bora 2.0 Flex 2007>2010, Bora 1.4 16V 1998>2013, Bora 1.6 1998>2013, Bora 1.6 16V 1998>2013, Bora 1.6 FSI 1998>2013, Bora 1.8 1998>2013, Bora 1.8 4motion 1998>2013, Bora 1.8 T 1998>2013, Bora 1.8 T 4motion 1998>2013, Bora 1.9 SDI 1998>2013, Bora 1.9 TDI 1998>2013, Bora 1.9 TDI 4motion 1998>2013, Bora 2.0 1998>2013, Bora 2.0 4motion 1998>2013, Bora 2.3 V5 1998>2013, Bora 2.3 V5 4motion 1998>2013, Bora 2.8 V6 4motion 1998>2013, Bora 2.8 VR6 1998>2013, Bora Variant 1.4 16V 1999>2005, Bora Variant 1.6 1999>2005, Bora Variant 1.6 16V 1999>2005, Bora Variant 1.6 FSI 1999>2005, Bora Variant 1.8 4motion 1999>2005, Bora Variant 1.8 T 1999>2005, Bora Variant 1.9 TDI 1999>2005, Bora Variant 1.9 TDI 4motion 1999>2005, Bora Variant 2.0 4motion 1999>2005, Bora Variant 2.3 V5 1999>2005, Bora Variant 2.3 V5 4motion 1999>2005, Bora Variant 2.8 V6 4motion 1999>2005, Caddy Box 1.9 D 2005>2009, Caddy II Box 1.4 1995>2004, Caddy II Box 1.7 SDI 1995>2004, Caddy II Box 1.9 D 1995>2004, Caddy II Box 1.9 SDI 1995>2004, Caddy II Box 1.9 TDI 1995>2004, Caddy II Box 60 1.4 1995>2004, Caddy II Box 75 1.6 1995>2004, Caddy II Estate 1.4 1995>2004, Caddy II Estate 1.4 16V 1995>2004, Caddy II Estate 1.6 1995>2004, Caddy II Estate 1.7 SDI 1995>2004, Caddy II Estate 1.9 D 1995>2004, Caddy II Estate 1.9 SDI 1995>2004, Caddy II Estate 1.9 TDI 1995>2004, Corrado 1.8 G60 1988>1995, Golf III 1.4 1991>1997, Golf III 1.6 1991>1997, Golf III 1.8 1991>1997, Golf III 1.8 Syncro (1HX1) 1991>1997, Golf III 1.9 D 1991>1997, Golf III 1.9 SDI 1991>1997, Golf III 1.9 TD, GTD 1991>1997, Golf III 1.9 TDI 1991>1997, Golf III 1.9 TDI Syncro (1HX1) 1991>1997, Golf III 2.0 1991>1997, Golf III 2.0 GL 1991>1997, Golf III 2.0 GTI 16V 1991>1997, Golf III 2.0 Syncro (1HX1) 1991>1997, Golf III 2.8 VR6 1991>1997, Golf III 2.9 VR6 Syncro (1HX1) 1991>1997, Golf III Cabriolet 1.6 1993>1998, Golf III Cabriolet 1.8 1993>1998, Golf III Cabriolet 1.9 TDI 1993>1998, Golf III Cabriolet 2.0 1993>1998, Golf III Van 1.4 1991>1997, Golf III Van 1.6 1991>1997, Golf III Van 1.8 1991>1997, Golf III Van 1.9 D 1991>1997, Golf III Van 1.9 SDI 1991>1997, Golf III Van 1.9 TDI 1991>1997, Golf III Van 1.9 TDI 1991>1997, Golf III Van 2.0 1991>1997, Golf III Van 2.0 GTI 1991>1997, Golf III Variant 1.4 1993>1999, Golf III Variant 1.6 1993>1999, Golf III Variant 1.8 1993>1999, Golf III Variant 1.8 Syncro 1993>1999, Golf III Variant 1.9 D 1993>1999, Golf III Variant 1.9 SDI 1993>1999, Golf III Variant 1.9 TD 1993>1999, Golf III Variant 1.9 TDI 1993>1999, Golf III Variant 1.9 TDI Syncro 1993>1999, Golf III Variant 1.9 TDI Syncro 2.0 1993>1999, Golf III Variant 2.0 1993>1999, Golf III Variant 2.0 Syncro 1993>1999, Golf III Variant 2.9 VR6 Syncro 1993>1999, Golf IV 1.4 16V 1997>2007, Golf IV 1.6 1997>2007, Golf IV 1.6 16V 1997>2007, Golf IV 1.6 FSI 1997>2007, Golf IV 1.8 1997>2007, Golf IV 1.8 4motion 1997>2007, Golf IV 1.8 T 1997>2007, Golf IV 1.8 T GTI 1997>2007, Golf IV 1.9 SDI 1997>2007, Golf IV 1.9 TD 1997>2007, Golf IV 1.9 TDI 1997>2007, Golf IV 1.9 TDI 4motion 1997>2007, Golf IV 2.0 1997>2007, Golf IV 2.0 4motion 1997>2007, Golf IV 2.0 Bi-Fuel 1997>2007, Golf IV 2.3 V5 1997>2007, Golf IV 2.3 V5 4motion 1997>2007, Golf IV 2.8 VR6 1997>2007, Golf IV 2.8 VR6 4motion 1997>2007, Golf IV 3.2 R32 4motion 1997>2007, Golf IV Cabriolet 1.6 1998>2002, Golf IV Cabriolet 1.8 1998>2002, Golf IV Cabriolet 1.9 TDI 1998>2002, Golf IV Cabriolet 2.0 1998>2002, Golf IV Van 1.9 SDI 1997>2004, Golf IV Van 1.9 TDI 1997>2004, Golf IV Van 1.9 TDI 4motion 1997>2004, Golf IV Variant 1.4 16V 1999>2006, Golf IV Variant 1.6 1999>2006, Golf IV Variant 1.6 16V 1999>2006, Golf IV Variant 1.6 FSI 1999>2006, Golf IV Variant 1.6 TDI 1999>2006, Golf IV Variant 1.8 4motion 1999>2006, Golf IV Variant 1.8 T 1999>2006, Golf IV Variant 1.8 T 1999>2006, Golf IV Variant 1.8 T 1999>2006, Golf IV Variant 1.9 TDI 1999>2006, Golf IV Variant 1.9 TDI 1999>2006, Golf IV Variant 2.0 1999>2006, Golf IV Variant 2.0 4motion 1999>2006, Golf IV Variant 2.0 Bi-Fuel 1999>2006, Golf IV Variant 2.3 V5 1999>2006, Golf IV Variant 2.3 V5 4motion 1999>2006, Golf IV Variant 2.8 V6 4motion 1999>2006, Golf V 1.6 MultiFuel 2003>2009, Golf V 2.0 2003>2009, Golf Van III Variant 1.4 1993>1999, Golf Van III Variant 1.8 1993>1999, Golf Van III Variant 1.9 1993>1999, Golf Van III Variant 1.9 SDI 1993>1999, Golf Van III Variant 1.9 TDI 1993>1999, Golf Van III Variant 1.4 1999>2006, Golf VAN IV Variant 1.6 1999>2006, Golf VAN IV Variant 1.9 SDI 1999>2006, Golf VAN IV Variant 1.9 TDI 1999>2006, Lupo 1.0 1998>2005, Lupo 1.4 1998>2005, Lupo 1.4 16V 1998>2005, Lupo 1.4 FSI 1998>2005, Lupo 1.4 TDI 1998>2005, Lupo 1.6 GTI 1998>2005, Lupo 1.7 SDI 1998>2005, New Beetle 1.4 1998>2010, New Beetle 1.6 1998>2010, New Beetle 1.8 T 1998>2010, New Beetle 1.9 TDI 1998>2010, New Beetle 2.0 1998>2010, New Beetle 2.3 V5 1998>2010, New Beetle 2.5 1998>2010, New Beetle RSI 3.2 4motion (1C9) 1998>2010, New Beetle Convertible 1.4 2002>2010, New Beetle Convertible 1.6 2002>2010, New Beetle Convertible 1.8 T 2002>2010, New Beetle Convertible 1.9 TDI 2002>2010, New Beetle Convertible 2.0 2002>2010, New Beetle Convertible 2.5 2002>2010, Passat 1.8 1991>1996, Passat 1.9 TD 1991>1996, Passat 2.0 1991>1996, Passat 1.6 1988>1996, Passat 1.8 1988>1996, Passat 1.9 TD 1988>1996, Passat 1.9 TDI 1988>1996, Passat 2.0 1988>1996, Passat 2.0 16V 1988>1996, Passat 2.8 VR6 1988>1996, Passat Variant 1.6 1988>1997, Passat Variant 1.8 1988>1997, Passat Variant 1.9 TD 1988>1997, Passat Variant 1.9 TDI 1988>1997, Passat Variant 2.0 1988>1997, Passat Variant 2.0 16V 1988>1997, Passat Variant 2.8 VR6 1988>1997, Polo 1.7 SDI 1994>1999, Polo 100 1.4 16V 1994>1999, Polo 120 1.6 16V GTI 1994>1999, Polo 45 1.0 1994>1999, Polo 50 1.0 1994>1999, Polo 55 1.3 1994>1999, Polo 55 1.4 1994>1999, Polo 60 1.4 1994>1999, Polo 60 1.7 SDI 1994>1999, Polo 64 1.9 D 1994>1999, Polo 64 1.9 SDI 1994>1999, Polo 75 1.6 1994>1999, Polo 1.0 1999>2001, Polo 1.4 1999>2001, Polo 1.4 16V 1999>2001, Polo 1.6 16V GTI 1999>2001, Polo 1.7 SDI 1999>2001, Polo 1.9 D 1999>2001, Polo 1.9 SDI 1999>2001, Polo Classic 1.6 1995>2003, Polo Classic 1.8 1995>2003, Polo Classic 1.9 SDI 1995>2003, Polo Classic 1.9 TDI 1995>2003, Polo Classic 100 1.6 1995>2003, Polo Classic 110 1.9 TDI 1995>2003, Polo Classic 54 1.4 1995>2003, Polo Classic 57 1.7 SDI 1995>2003, Polo Classic 60 1.4 1995>2003, Polo Classic 64 1.9 D 1995>2003, Polo Classic 64 1.9 SDI 1995>2003, Polo Classic 68 1.9 SDI 1995>2003, Polo Classic 75 1.4 16V 1995>2003, Polo Classic 75 1.6 1995>2003, Polo Classic 90 1.8 1995>2003, Polo Classic 90 1.9 TDI 1995>2003, Polo Van Box Body / Hatchback 1.0 1994>1999, Polo Van Box Body/Estate 1.4 1996>2001, Polo Van Box Body/Estate 1.6 1996>2001, Polo Van Box Body/Estate 1.9 SDI 1996>2001, Polo Variant 1.4 1997>2001, Polo Variant 1.4 16V 1997>2001, Polo Variant 1.6 1997>2001, Polo Variant 1.7 SDI 1997>2001, Polo Variant 1.9 SDI 1997>2001, Polo Variant 1.9 TDI 1997>2001, Vento 1.4 1991>1998, Vento 1.6 1991>1998, Vento 1.8 1991>1998, Vento 1.9 D 1991>1998, Vento 1.9 SDI 1991>1998, Vento 1.9 TDI 1991>1998, Vento 1.9 TDI 1991>1998, Vento 2.0 1991>1998, Vento 2.0 GL 1991>1998, Vento 2.8 VR6 1991>1998, Bora 2.0 2007>2010, Bora Variant 2.0 1999>2005, Caddy II Pickup 1.6 1996>2000, Caddy II Pickup 1.9 D 1996>2000, Corrado 1.8 16V 1988>1995, Corrado 2.0 i 1988>1995, Corrado 2.0 i 16V 1988>1995, Corrado 2.9 VR6 1988>1995, Golf III Citystromeo 1991>1997, Passat 1.8 G60 Syncro 1988>1996, Passat 2.0 Syncro 1988>1996, Passat 1.8 Syncro/4motion 1996>2000, Passat 1.8 T Syncro 1996>2000, Passat 1.9 TDI Syncro/4motion 1996>2000, Passat 2.8 V6 Syncro/4motion 1996>2000, Passat 2.8 4motion 2000>2005, Passat Variant 1.8 G60 Syncro 1988>1997, Passat Variant 2.0 Syncro 1988>1997, Passat Variant 2.9 VR6 Syncro 1988>1997, Polo Classic 2.0 1995>2003, Polo Van Box Body/Estate 1.7 SDI 1996>2001, Polo Variant 1.8 1997>2001, SKODA: Octavia I 1.4 1996>2010, Octavia I 1.4 16V 1996>2010, Octavia I 1.6 1996>2010, Octavia I 1.8 1996>2010, Octavia I 1.8 T 4x4 1996>2010, Octavia I 1.9 SDI 1996>2010, Octavia I 1.9 TDI 1996>2010, Octavia I 2.0 1996>2010, Octavia I RS 1.8 T 1996>2010, Octavia I Box Body/Estate 1.9 D 2000>2010, Octavia I Box Body/Estate 1.9 TDI 2000>2010, Octavia I Combi 1.4 16V 1998>2010, Octavia I Combi 1.6 1998>2010, Octavia I Combi 1.8 20V 1998>2010, Octavia I Combi 1.8 T 1998>2010, Octavia I Combi 1.8 T 4x4 1998>2010, Octavia I Combi 1.9 SDI 1998>2010, Octavia I Combi 1.9 TDI 1998>2010, Octavia I Combi 1.9 TDI 4x4 1998>2010, Octavia I Combi 2.0 1998>2010, Octavia I Combi 2.0 4x4 1998>2010, Octavia I Combi RS 1.8 T 1998>2010

GS2009

REAR WHEEL SENSOR (BOTH SIDES)



REPLACES / REEMPLAZA:

VW: 1J0927807; **Bosch:** 0 986 594 0004; **Delphi:** SS20000; **Cargo:** 181870; **Meat & Doria:** 90003; **Mobiletron:** AB-EU002

APPLICATION / APLICACIÓN:

AUDI: A3 1.6 1996>2003, A3 1.8 1996>2003, A3 1.8 T 1996>2003, A3 1.8 T Quattro 1998>2003, A3 1.9 Tdi 1996>2001, Tt 1.8 T 1998>2006, Tt Roadster 1.8 T 1999>2006;

SEAT: Arosa 1.0 1997>2001, Arosa 1.4 1997>2004, Arosa 1.4 16V 2000>2004, Arosa 1.4 Tdi 2000>2004, Arosa 1.7 Sdi 1997>2004, Leon 1.4 16V 1999>2006, Leon 1.6 1999>2006, Leon 1.6 16 V 2000>2006, Leon 1.8 20V 1999>2006, Leon 1.8 20V T 1999>2006, Leon 1.8 20V T 4 1999>2006, Leon 1.8 T Cupra R 2002>2006, Leon 1.9 Sdi 1999>2006, Leon 1.9 Tdi 1999>2006, Toledo I 1.6 I 1991>1999, Toledo I 1.9 Tdi 1995>1999, Toledo Ii 1.4 16V 2000>2002, Toledo Ii 1.6 1998>2004, Toledo Ii 1.6 16V 2000>2006, Toledo Ii 1.8 20V 1998>2004, Toledo Ii 1.8 20Vt 2000>2004, Toledo Ii 1.9 Tdi 1998>2004, Toledo Ii 2.3 V5 1998>2000, Toledo Ii 2.3 V5 20V 2000>2003;

SKODA: Felicia I 1.6 Lx 1995>1998, Felicia I 1.9 D 1995>1998, Felicia I Pick-Up 1.9 D 1997>2002, Felicia I Sw 1.6 Glx 1995>1998, Felicia I Sw 1.9 D 1995>1998, Felicia Ii 1.3 1998>2001, Felicia Ii 1.6 1998>2001, Felicia Ii 1.9 D 1998>2001, Felicia Ii Sw 1.3 1998>2001, Felicia Ii Sw 1.6 1998>2001, Felicia Ii Sw 1.9 D 1998>2001, Octavia I 1.4 1999>2001, Octavia I 1.4 16V 2000>2010, Octavia I 1.6 1996>2004, Octavia I 1.8 1996>2000, Octavia I 1.8 T 1997>2010, Octavia I 1.8 T 4X4 2001>2006, Octavia I 1.9 Sdi 1997>2003, Octavia I 1.9 Tdi 1996>2004, Octavia I 2.0 1999>2007, Octavia I Rs 1.8 T 2001>2006, Octavia I Combi 1.4 16V 2000>2010, Octavia I Combi 1.6 1998>2004, Octavia I Combi 1.8 20V 1998>2000, Octavia I Combi 1.8 T 1998>2010, Octavia I Combi 1.8 T 4X4 2001>2006, Octavia I Combi 1.9 Sdi 1998>2003, Octavia I Combi 1.9 Tdi 1998>2004, Octavia I Combi 1.9 Tdi 4X4 1999>2006, Octavia I Combi 2.0 1999>2007, Octavia I Combi Rs 1.8 T 2002>2006

GS2010

FRONT WHEEL SENSOR (LEFT SIDE)



REPLACES / REEMPLAZA:

Toyota: 8954360010; **Lexus:** 8954360010

APPLICATION / APLICACIÓN:

Toyota: Land Cruiser

Lexus: LX470

PS: set of GS2001

GS2011

FRONT WHEEL SENSOR (RIGHT SIDE)



REPLACES / REEMPLAZA:

BMW: 34526752682, 34526792896, 0986594528; **Bosch:** 0 986 594 528; **Delphi:** SS20042; **Cargo:** 182300; **Meat & Doria:** 90139; **Mobiletron:** AB-EU093

APPLICATION / APLICACIÓN:

BMW: 3 316 i 1997>2005, 3 318 d 1997>2005, 3 318 i 1997>2005, 3 320 d 1997>2005, 3 320 i 1997>2005, 3 325 i 1997>2005, 3 330 d 1997>2005, 3 330 i 1997>2005, 3 330 i 2004>2011, 3 Compact 316 ti 2001>2005, 3 Compact 318 td 2001>2005, 3 Compact 318 ti 2001>2005, 3 Compact 320 td 2001>2005, 3 Compact 325 ti 2001>2005, 3 Convertible 318 Ci 2000>2007, 3 Convertible 320 Cd 2000>2007, 3 Convertible 320 Ci 2000>2007, 3 Convertible 325 Ci 2000>2007, 3 Convertible 330 Cd 2000>2007, 3 Convertible 330 Ci 2000>2007, 3 Convertible M3 2000>2007, 3 Coupe 316 Ci 1998>2006, 3 Coupe 318 Ci 1998>2006, 3 Coupe 320 Cd 1998>2006, 3 Coupe 320 Ci 1998>2006, 3 Coupe 325 Ci 1998>2006, 3 Coupe 330 Cd 1998>2006, 3 Coupe 330 Ci 1998>2006, 3 Coupe M3 1998>2006, 3 Touring 316 i 1999>2005, 3 Touring 318 d 1999>2005, 3 Touring 318 i 1999>2005, 3 Touring 320 d 1999>2005, 3 Touring 320 i 1999>2005, 3 Touring 325 i 1999>2005, 3 Touring 325 i 1999>2005, 3 Touring 330 d 1999>2005, 3 Touring 330 i 1999>2005, Z4 Coupe 3.0 si 2006>2009, Z4 Coupe M 2006>2009, Z4 Roadster 2.0 i 2002>2009, Z4 Roadster 2.2 i 2002>2009, Z4 Roadster 2.5 i 2002>2009, Z4 Roadster 3.0 i 2002>2009, Z4 Roadster 3.0 si 2002>2009, Z4 Roadster M 2002>2009, 3 323 i 1997>2005, 3 325 xi 1997>2005, 3 328 i 1997>2005, 3 330 xd 1997>2005, 3 330 xi 1997>2005, 3 Convertible 323 Ci 2000>2007, 3 Coupe 323 Ci 1998>2006, 3 Coupe 328 Ci 1998>2006, 3 Coupe 330 xi 1998>2006, 3 Touring 325 xi 1999>2005, 3 Touring 328 i 1999>2005, 3 Touring 330 xd 1999>2005, 3 Touring 330 xi 1999>2005;

BMW BRIL: 3 SERIES 318 i 2004>2005

GS2012

FRONT WHEEL SENSOR (LEFT SIDE)



REPLACES / REEMPLAZA:

BMW: 34526752681, 34526792897, 0986594527; **Bosch:** 0 986 594 527; **Delphi:** SS20041; **Cargo:** 182297; **Meat & Doria:** 90138; **Mobiletron:** AB-EU092

APPLICATION / APLICACIÓN:

BMW: 3 316 i 1997>2005, 3 318 d 1997>2005, 3 318 i 1997>2005, 3 320 d 1997>2005, 3 320 i 1997>2005, 3 325 i 1997>2005, 3 330 d 1997>2005, 3 330 i 1997>2005, 3 330 i 2004>2011, 3 Compact 316 ti 2001>2005, 3 Compact 318 td 2001>2005, 3 Compact 318 ti 2001>2005, 3 Compact 320 td 2001>2005, 3 Compact 325 ti 2001>2005, 3 Convertible 318 Ci 2000>2007, 3 Convertible 320 Cd 2000>2007, 3 Convertible 320 Ci 2000>2007, 3 Convertible 325 Ci 2000>2007, 3 Convertible 330 Cd 2000>2007, 3 Convertible 330 Ci 2000>2007, 3 Convertible M3 2000>2007, 3 Coupe 316 Ci 1998>2006, 3 Coupe 318 Ci 1998>2006, 3 Coupe 320 Cd 1998>2006, 3 Coupe 320 Ci 1998>2006, 3 Coupe 325 Ci 1998>2006, 3 Coupe 330 Cd 1998>2006, 3 Coupe 330 Ci 1998>2006, 3 Coupe M3 1998>2006, 3 Touring 316 i 1999>2005, 3 Touring 318 d 1999>2005, 3 Touring 318 i 1999>2005, 3 Touring 320 d 1999>2005, 3 Touring 320 i 1999>2005, 3 Touring 325 i 1999>2005, 3 Touring 325 i 1999>2005, 3 Touring 330 d 1999>2005, 3 Touring 330 i 1999>2005, Z4 Coupe 3.0 si 2006>2009, Z4 Coupe M 2006>2009, Z4 Roadster 2.0 i 2002>2009, Z4 Roadster 2.2 i 2002>2009, Z4 Roadster 2.5 i 2002>2009, Z4 Roadster 3.0 i 2002>2009, Z4 Roadster 3.0 si 2002>2009, Z4 Roadster M 2002>2009, 3 323 i 1997>2005, 3 325 xi 1997>2005, 3 328 i 1997>2005, 3 330 xd 1997>2005, 3 330 xi 1997>2005, 3 Convertible 323 Ci 2000>2007, 3 Coupe 323 Ci 1998>2006, 3 Coupe 328 Ci 1998>2006, 3 Coupe 330 xi 1998>2006, 3 Touring 325 xi 1999>2005, 3 Touring 328 i 1999>2005, 3 Touring 330 xd 1999>2005, 3 Touring 330 xi 1999>2005;

BMW BRIL: 3 SERIES 318 i 2004>2005

GS2013

REAR WHEEL SENSOR (BOTH SIDES)



REPLACES / REEMPLAZA:

BMW: 34526752683, 0986594513, 34526752702; **Bosch:** 0 986 594 513; **Delphi:** SS20097; **Cargo:** 182299; **Meat & Doria:** 90140; **Mobiletron:** AB-EU043

APPLICATION / APLICACIÓN:

BMW: 3 316 i 1997>2005, 3 318 d 1997>2005, 3 318 i 1997>2005, 3 320 d 1997>2005, 3 320 i 1997>2005, 3 323 i 1997>2005, 3 325 i 1997>2005, 3 325 xi 1997>2005, 3 330 i 1997>2005, 3 330 xd 1997>2005, 3 330 xi 1997>2005, 3 330 i 2004>2011, 3 Compact 316 ti 2001>2005, 3 Compact 318 td 2001>2005, 3 Compact 318 ti 2001>2005, 3 Compact 320 td 2001>2005, 3 Compact 325 ti 2001>2005, 3 Convertible 318 Ci 2000>2007, 3 Convertible 320 Cd 2000>2007, 3 Convertible 320 Ci 2000>2007, 3 Convertible 325 Ci 2000>2007, 3 Convertible 330 Cd 2000>2007, 3 Convertible 330 Ci 2000>2007, 3 Convertible M3 2000>2007, 3 Coupe 316 Ci 1998>2006, 3 Coupe 318 Ci 1998>2006, 3 Coupe 320 Cd 1998>2006, 3 Coupe 320 Ci 1998>2006, 3 Coupe 323 Ci 1998>2006, 3 Coupe 325 Ci 1998>2006, 3 Coupe 330 Ci 1998>2006, 3 Coupe M3 1998>2006, 3 Touring 316 i 1999>2005, 3 Touring 318 d 1999>2005, 3 Touring 318 i 1999>2005, 3 Touring 320 d 1999>2005, 3 Touring 320 i 1999>2005, 3 Touring 323 i 1999>2005, 3 Touring 325 i 1999>2005, 3 Touring 330 i 1999>2005, 3 328 i 1997>2005, 3 330 d 1997>2005, 3 330 i 1997>2005, 3 Convertible 330 Cd 2000>2007, 3 Coupe 328 Ci 1998>2006, 3 Coupe 330 Cd 1998>2006, 3 Coupe 330 xi 1998>2006, 3 Touring 325 xi 1999>2005, 3 Touring 328 i 1999>2005, 3 Touring 330 xd 1999>2005, 3 Touring 330 xi 1999>2005, 3 Touring 330 xi 1999>2005, BMW BRIL: 3 SERIES 318 i 2004>2005


GS2014
REAR WHEEL SENSOR
REPLACES / REEMPLAZA:
GM: 94769014

APPLICATION / APLICACIÓN:
GM: Agile, Celta, Prisma, Spin

PS: set of GS2015

GS2015
FRONT WHEEL SENSOR
REPLACES / REEMPLAZA:
GM: 94769015

APPLICATION / APLICACIÓN:
GM: Classic Advantage 1.0 Vhc Flexpower 4P 2014>2016, Classic Ls 1.0 Vhc Flexpower 4P 2011>2016, Agile Lt 1.4 Flex-Manual 2010>2013, Agile Ltz 1.4 Flex- Easytronic 2013>2014, Agile Ltz 1.4 Flex- Manual 2010>2014, Agile Ltz Effect 1.4 Flex- Easytronic 2014>2014, Agile Ltz Effect 1.4 Flex- Manual 2014>2014, Agile Ltz Wi-Fi 1.4 Flex- Manual 2012>2012, Celta Advantage 1.0 8V Flex 4P 2014>2014, Celta Life/ Ls 1.0 Mpi 8V 2P- Flex 2014>2014, Celta Spirit/ Lt 1.0 Mpi 4P- Flex 2014>2016

PS: set of GS2014

GS2016
FRONT WHEEL SENSOR (BOTH SIDES)
REPLACES / REEMPLAZA:
Audi: 4B0927803, 4B0927803 with 4B0927803A, 0986594006, 0986594007; **Bosch:** 0 986 594 006; **Delphi:** SS20125;

Meat & Doria: 90052; **Mobiletron:** AB-EU113

APPLICATION / APLICACIÓN:
AUDI: A6 2.8 1995>1997, A6 1.8 1997>2005, A6 1.8 T 1997>2005, A6 1.8 T quattro 1997>2005, A6 1.9 TDI 1997>2005, A6 2.4 1997>2005, A6 2.4 quattro 1997>2005, A6 2.5 TDI 1997>2005, A6 2.5 TDI quattro 1997>2005, A6 2.7 T quattro 1997>2005, A6 2.8 1997>2005, A6 2.8 quattro 1997>2005, A6 Avant 1.8 1997>2005, A6 Avant 1.8 T 1997>2005, A6 Avant 1.8 T quattro 1997>2005, A6 Avant 1.9 TDI 1997>2005, A6 Avant 2.4 1997>2005, A6 Avant 2.4 quattro 1997>2005, A6 Avant 2.5 TDI 1997>2005, A6 Avant 2.5 TDI quattro 1997>2005, A6 Avant 2.8 1997>2005, A6 Avant 2.8 quattro 1997>2005, A6 Avant 2.7 T quattro 1997>2005

GS2017
FRONT WHEEL SENSOR (LEFT SIDE)
REPLACES / REEMPLAZA:
Honda: B07H17, 57455-TEAT01

APPLICATION / APLICACIÓN:
HONDA: Civic X Hatchback 1.5 VTEC 2017>

GS2018
FRONT WHEEL SENSOR (RIGHT SIDE)
REPLACES / REEMPLAZA:
Honda: B07H18, 57450-TEAT01

APPLICATION / APLICACIÓN:
HONDA: Civic X Hatchback 1.5 VTEC 2017>

PS: set of GS2017, GS2019 and GS2020

GS2019
REAR WHEEL SENSOR (LEFT SIDE)
REPLACES / REEMPLAZA:
Honda: 47560-TEAT01

APPLICATION / APLICACIÓN:
HONDA: Civic X Hatchback 1.5 VTEC 2017>

PS: set of GS2017, GS2018 and GS2020

GS2020
REAR WHEEL SENSOR (RIGHT SIDE)
REPLACES / REEMPLAZA:
Honda: 47510-TEAT01

APPLICATION / APLICACIÓN:
HONDA: Civic Touring CVT 1.5 Turbo 2017>2019

PS: set of GS2017, GS2018 and GS2019

GS2021

FRONT AND REAR WHEEL SENSOR (RIGHT SIDE)

REPLACES / REEMPLAZA:

VW: 7H0927804, WHT003856, WHT003856B, WHT003856A, 0986594505, 7L0927808A, 7L0927808B, 0986594525; **Bosch:** 0 986 594 505; **Delphi:** SS20036;

Meat & Doria: 90061, 90061E; **Mobiletron:** AB-EU050

APPLICATION / APLICACIÓN:

AUDI: A1 1.0 TFSI 2010>2018, A1 1.4 TDI 2010>2018, A1 1.4 TFSI 2010>2018, A1 1.4 TSI 2010>2018, A1 1.6 TDI 2010>2018, A1 1.8 TFSI 2010>2018, A1 S1 quattro 2010>2018, A1 Sportback 1.0 TFSI 2011>2018, A1 Sportback 1.4 TDI 2011>2018, A1 Sportback 1.4 TFSI 2011>2018, A1 Sportback 1.4 TSI 2011>2018, A1 Sportback 1.6 TDI 2011>2018, A1 Sportback 1.8 TFSI 2011>2018, A1 Sportback S1 quattro 2011>2018, A3 1.2 TSI 2003>2012, A3 1.4 TFSI 2003>2012, A3 1.6 2003>2012, A3 1.6 E-Power 2003>2012, A3 1.6 FSI 2003>2012, A3 1.6 TDI 2003>2012, A3 1.8 TFSI 2003>2012, A3 1.8 TFSI quattro 2003>2012, A3 1.9 TDI 2003>2012, A3 2.0 FSI 2003>2012, A3 2.0 TDI 2003>2012, A3 2.0 TDI 16V 2003>2012, A3 2.0 TDI 16V quattro 2003>2012, A3 2.0 TDI 16V quattro 2003>2012, A3 2.0 TFSI quattro 2003>2012, A3 2.0 TFSI quattro 2003>2012, A3 3.2 V6 quattro 2003>2012, A3 S3 quattro 2003>2012, A3 1.8 TFSI quattro 2012>1900, A3 2.0 TDI quattro 2012>1900, A3 2.0 TFSI quattro 2012>1900, A3 S3 quattro 2012>1900, A3 Convertible 1.2 TFSI 2008>2013, A3 Convertible 1.4 TFSI 2008>2013, A3 Convertible 1.6 2008>2013, A3 Convertible 1.6 TDI 2008>2013, A3 Convertible 1.8 TFSI 2008>2013, A3 Convertible 1.9 TDI 2008>2013, A3 Convertible 2.0 TDI 2008>2013, A3 Convertible 2.0 TFSI 2008>2013, A3 Convertible 2.0 TFSI quattro 2014>1900, A3 Convertible 2.0 TDI quattro 2014>1900, A3 Convertible 2.0 TFSI quattro 2014>1900, A3 Convertible 40 TFSI 2014>1900, A3 Convertible S3 quattro 2014>1900, A3 Limousine 1.6 TDI quattro 2013>2019, A3 Limousine 1.8 TFSI quattro 2013>2019, A3 Limousine 2.0 TDI quattro 2013>2019, A3 Limousine 2.0 TFSI quattro 2013>2019, A3 Limousine S3 quattro 2013>2019, A3 Sportback 1.2 TSI 2004>2013, A3 Sportback 1.4 TFSI 2004>2013, A3 Sportback 1.6 2004>2013, A3 Sportback 1.6 E-Power 2004>2013, A3 Sportback 1.6 FSI 2004>2013, A3 Sportback 1.6 TDI 2004>2013, A3 Sportback 1.8 TFSI 2004>2013, A3 Sportback 1.8 TFSI quattro 2004>2013, A3 Sportback 1.9 TDI 2004>2013, A3 Sportback 2.0 FSI 2004>2013, A3 Sportback 2.0 TDI 2004>2013, A3 Sportback 2.0 TDI 16V 2004>2013, A3 Sportback 2.0 TDI 16V quattro 2004>2013, A3 Sportback 2.0 TDI quattro 2004>2013, A3 Sportback 2.0 TFSI 2004>2013, A3 Sportback 2.0 TFSI quattro 2004>2013, A3 Sportback 3.2 V6 quattro 2004>2013, A3 Sportback RS3 quattro 2004>2013, A3 Sportback 1.6 TDI quattro 2012>2018, A3 Sportback 1.8 TFSI quattro 2012>2018, A3 Sportback 2.0 TDI quattro 2012>2018, A3 Sportback 2.0 TFSI quattro 2012>2018, A3 Sportback S3 quattro 2012>2018, Q3 1.4 TFSI 2011>2018, Q3 1.4 TSI 2011>2018, Q3 2.0 TDI 2011>2018, Q3 2.0 TDI quattro 2011>2018, Q3 2.0 TFSI 2011>2018, Q3 2.0 TFSI quattro 2011>2018, Q3 RS 2.5 quattro 2011>2018, Q3 RS perparamace 2.5 quattro 2011>2018, TT 1.8 TFSI 2006>2014, TT 2.0 TDI quattro 2006>2014, TT 2.0 TFSI 2006>2014, TT 2.0 TFSI quattro 2006>2014, TT 2.0 TFSI quattro 2006>2014, TT 2.5 RS quattro 2006>2014, TT 3.2 V6 quattro 2006>2014, TT Roadster 1.8 TFSI 2007>2014, TT Roadster 2.0 TDI quattro 2007>2014, TT Roadster 2.0 TFSI 2007>2014, TT Roadster 2.0 TFSI quattro 2007>2014, TT Roadster 2.0 TTS quattro 2007>2014, TT Roadster 2.5 RS quattro 2007>2014, TT Roadster 3.2 V6 quattro 2007>2014, A3 1.8 T 2003>2012, A3 Convertible 40 TFSI quattro 2014>1900, A3 Limousine 40 TDI quattro 2013>2019, A3 Limousine 40 TFSI quattro 2013>2019, A3 Limousine RS3 quattro 2013>2019, A3 Sportback 40 TDI quattro 2012>2018, A3 Sportback 40 TFSI quattro 2012>2018, A3 Sportback RS3 quattro 2012>2018, Q3 1.4 TFSI Flex 2011>2018, TT 2.0 TFSI 2014>1900, TT 2.0 TFSI quattro 2014>1900, TT 2.0 TTS quattro 2014>1900, TT Roadster 2.0 TFSI 2014>1900, TT Roadster 2.0 TFSI quattro 2014>1900, TT Roadster 2.0 TTS quattro 2014>1900, SEAT: ALHAMBRA 1.4 TSI 2010>2011, ALHAMBRA 1.8 TSI 2010>2011, ALHAMBRA 2.0 TDI 2010>2011, ALHAMBRA 2.0 TDI 4Drive 2010>2011, ALHAMBRA 2.0 TSI 2010>2011, Altea 1.2 TSI 2004>2011, Altea 1.4 16V 2004>2011, Altea 1.4 TSI 2004>2011, Altea 1.6 2004>2011, Altea 1.6 LPG 2004>2011, Altea 1.6 Multifuel 2004>2011, Altea 1.6 TDI 2004>2011, Altea 1.8 TFSI 2004>2011, Altea 1.9 TDI 2004>2011, Altea 2.0 FSI 2004>2011, Altea 2.0 TDI 2004>2011, Altea 2.0 TDI 16V 2004>2011, Altea 2.0 TFSI 2004>2011, Altea XL 1.2 TSI 2006>2010, Altea XL 1.4 16V 2006>2010, Altea XL 1.4 TSI 2006>2010, Altea XL 1.6 2006>2010, Altea XL 1.6 LPG 2006>2010, Altea XL 1.6 Multifuel 2006>2010, Altea XL 1.6 TDI 2006>2010, Altea XL 1.8 TFSI 2006>2010, Altea XL 1.9 TDI 2006>2010, Altea XL 1.9 TDI 4x4 2006>2010, Altea XL 2.0 FSI 2006>2010, Altea XL 2.0 TDI 2006>2010, Altea XL 2.0 TDI 16V 2006>2010, Altea XL 2.0 TDI 16V 4x4 2006>2010, Altea XL 2.0 TDI 4x4 2006>2010, Altea XL 2.0 TFSI 2006>2010, Altea XL 2.0 TFSI 4x4 2006>2010, Leon 1.2 TSI 2005>2012, Leon 1.4 16V 2005>2012, Leon 1.4 TSI 2005>2012, Leon 1.6 2005>2012, Leon 1.6 LPG 2005>2012, Leon 1.6 Multifuel 2005>2012, Leon 1.6 TDI 2005>2012, Leon 1.8 TSI 2005>2012, Leon 1.9 TDI 2005>2012, Leon 2.0 Cupra R 2005>2012, Leon 2.0 FSI 2005>2012, Leon 2.0 TDI 2005>2012, Leon 2.0 TDI 16V 2005>2012, Leon 2.0 TFSI 2005>2012, Leon ST 1.6 TDI 4Drive 2014>1900, Leon ST 1.8 TSI 4Drive 2014>1900, Leon ST 2.0 TDI 4Drive 2014>1900, Leon ST Box Body/Estate 2.0 TDI 4Drive 2014>1900, Toledo III 1.4 16V 2004>2009, Toledo III 1.4 TSI 2004>2009, Toledo III 1.6 2004>2009, Toledo III 1.8 TFSI 2004>2009, Toledo III 1.9 TDI 2004>2009, Toledo III 2.0 FSI 2004>2009, Toledo III 2.0 TDI 2004>2009, Toledo III 2.0 TDI 16V 2004>2009, Toledo III 2.0 TFSI 2004>2009, Altea 2.0 TDI 16V 4WD 2004>2011, Leon ST 2.0 Cupra 4Drive 2014>1900, Leon ST 2.0 TDI 4Drive 2014>1900;

VW: Amarok 2.0 BiTDI 2010>2016, Amarok 2.0 BiTDI 4motion 2010>2016, Amarok 2.0 TDI 2010>2016, Amarok 2.0 TDI 4motion 2010>2016, Amarok 2.0 TSI 2010>2016, Amarok 3.0 TDI 2010>2016, Amarok 3.0 TDI 4motion 2010>2016, Amarok Platparam/Chassis 2.0 TDI 2011>2016, Amarok Platparam/Chassis 2.0 TDI 4motion 2011>2016, Amarok Platparam/Chassis 2.0 TSI 2011>2016, Amarok Platparam/Chassis 3.0 TDI 4motion 2011>2016, Beetle 1.2 TSI 16V 2011>2019, Beetle 1.4 TSI 2011>2019, Beetle 1.6 TDI 2011>2019, Beetle 2.0 TDI 2011>2019, Beetle 2.0 TSI 2011>2019, Beetle Convertible 1.2 TSI 2011>2019, Beetle Convertible 1.2 TSI 16V 2011>2019, Beetle Convertible 1.4 TSI 2011>2019, Beetle Convertible 1.6 TDI 2011>2019, Beetle Convertible 2.0 TDI 2011>2019, Beetle Convertible 2.0 TSI 2011>2019, Caddy Alltrack Box 1.0 TSI 2015>2017, Caddy Alltrack Box 1.2 TSI 2015>2017, Caddy Alltrack Box 1.4 TGI CNG 2015>2017, Caddy Alltrack Box 1.4 TSI 2015>2017, Caddy Alltrack Box 1.6 TDI 2015>2017, Caddy Alltrack Box 2.0 TDI 2015>2017, Caddy Alltrack Estate 1.0 TSI 2015>2017, Caddy Alltrack Estate 1.2 TSI 2015>2017, Caddy Alltrack Estate 1.4 TGI CNG 2015>2017, Caddy Alltrack Estate 1.4 TSI 2015>2017, Caddy Alltrack Estate 1.6 TDI 2015>2017, Caddy Alltrack Estate 2.0 TDI 2015>2017, Caddy Alltrack Estate 2.0 TDI 4motion 2015>2017, Caddy III Box 1.2 TSI 2004>2015, Caddy III Box 1.4 2004>2015, Caddy III Box 1.6 2004>2015, Caddy III Box 1.6 BiFuel 2004>2015, Caddy III Box 1.6 TDI 2004>2015, Caddy III Box 1.9 TDI 2004>2015, Caddy III Box 1.9 TDI 4motion 2004>2015, Caddy III Box 2.0 EcoFuel 2004>2015, Caddy III Box 2.0 SDI 2004>2015, Caddy III Box 2.0 TDI 2004>2015, Caddy III Box 2.0 TDI 16V 2004>2015, Caddy III Box 2.0 TDI 16V 4motion 2004>2015, Caddy III Box 2.0 TDI 4motion 2004>2015, Caddy III Estate 1.2 TSI 2004>2015, Caddy III Estate 1.4 2004>2015, Caddy III Estate 1.6 2004>2015, Caddy III Estate 1.6 BiFuel 2004>2015, Caddy III Estate 1.6 TDI 2004>2015, Caddy III Estate 1.9 TDI 2004>2015, Caddy III Estate 1.9 TDI 4motion 2004>2015, Caddy III Estate 2.0 EcoFuel 2004>2015, Caddy III Estate 2.0 SDI 2004>2015, Caddy III Estate 2.0 TDI 2004>2015, Caddy III Estate 2.0 TDI 16V 2004>2015, Caddy III Estate 2.0 TDI 16V 4motion 2004>2015, Caddy III Estate 2.0 TDI 4motion 2004>2015, Caddy IV Box 1.0 TSI 2015>2017, Caddy IV Box 1.2 TSI 2015>2017, Caddy IV Box 1.4 TGI CNG 2015>2017, Caddy IV Box 1.4 TSI 2015>2017, Caddy IV Box 1.6 2015>2017, Caddy IV Box 1.6 TDI 2015>2017, Caddy IV Box 2.0 TDI 2015>2017, Caddy IV Estate 1.4 TGI CNG 2015>2017, Caddy IV Estate 1.4 TSI 2015>2017, Caddy IV Estate 1.6 2015>2017, Caddy IV Estate 1.6 TDI 2015>2017, Caddy IV Estate 2.0 TDI 2015>2017, Caddy IV Estate 2.0 TDI 4motion 2015>2017, CC 1.4 TSI 2011>2016, CC 1.4 TSI MultiFuel 2011>2016, CC 1.8 TSI 2011>2016, CC 2.0 TDI 2011>2016, CC 2.0 TDI 4motion 2011>2016, CC 2.0 TSI 2011>2016, CC 3.6 FSI 4motion 2011>2016, Crafter Box 2.0 TDI 2016>1900, Crafter Box 2.0 TDI 4motion 2016>1900, Crafter Box 2.0 TDI RWD 2016>1900, Crafter Box e-Crafter 2016>1900, Crafter Bus 2.0 TDI 2016>1900, Crafter Bus 2.0 TDI 4motion 2016>1900, Crafter Platparam/Chassis 2.0 TDI 2016>1900, Crafter Platparam/Chassis 2.0 TDI 4motion 2016>1900, Crafter Platparam/Chassis 2.0 TDI RWD 2016>1900, EOS 1.4 TSI 2006>2015, EOS 1.6 FSI 2006>2015, EOS 2.0 FSI 2006>2015, EOS 2.0 TDI 2006>2015, EOS 2.0 TDI 16V 2006>2015, EOS 2.0 TFSI 2006>2015, EOS 2.0 TFSI 2006>2015, EOS 3.6 V6 2006>2015, Golf Alltrack VII 1.6 TDI 4motion 2014>2018, Golf Alltrack VII 2.0 TDI 4motion 2014>2018, Golf PLUS 1.2 TSI 2004>2013, Golf PLUS 1.4 16V 2004>2013, Golf PLUS 1.4 FSI 2004>2013, Golf PLUS 1.4 TSI 2004>2013, Golf PLUS 1.6 2004>2013, Golf PLUS 1.6 BiFuel 2004>2013, Golf PLUS 1.6 FSI 2004>2013, Golf PLUS 1.6 Multifuel 2004>2013, Golf PLUS 1.6 TDI 2004>2013, Golf PLUS 1.2 TSI 2004>2013, Golf PLUS 1.4 16V 2004>2013, Golf PLUS 1.4 FSI 2004>2013, Golf PLUS 1.4 TSI 2004>2013, Golf PLUS 1.6 2004>2013, Golf PLUS 1.6 BiFuel 2004>2013, Golf PLUS 1.6 FSI 2004>2013, Golf PLUS 1.6 Multifuel 2004>2013, Golf PLUS 1.9 TDI 2004>2013, Golf PLUS 2.0 FSI 2004>2013, Golf PLUS 2.0 TDI 2004>2013, Golf PLUS 2.0 TDI 16V 2004>2013, Golf PLUS Van 1.2 TSI 2009>2014, Golf PLUS Van 1.4 TSI 2009>2014, Golf PLUS Van 1.6 TDI 2009>2014, Golf PLUS Van 2.0 TDI 2009>2014, Golf V 1.4 16V 2003>2009, Golf V 1.4 FSI 2003>2009, Golf V 1.4 TSI 2003>2009, Golf V 1.6 2003>2009, Golf V 1.6 FSI 2003>2009, Golf V 1.6 Multifuel 2003>2009, Golf V 1.9 TDI 2003>2009, Golf V 1.9 TDI 4motion 2003>2009, Golf V 1.9 TDI 4motion 2007>2009, Golf V 2.0 2003>2009, Golf V 2.0 FSI 4motion 2003>2009, Golf V 2.0 GTI 2003>2009, Golf V 2.0 SDI 2003>2009, Golf V 2.0 TDI 2003>2009, Golf V 2.0 TDI 16V 2003>2009, Golf V 2.0 TDI 16V 4motion 2003>2009, Golf V 2.0 TDI 4motion 2003>2009, Golf V 3.2 R32 4motion 2003>2009, Golf Variant 1.4 2007>2009, Golf Variant 1.4 TSI 2007>2009, Golf Variant 1.6 2007>2009, Golf Variant 1.6 BiFuel 2007>2009, Golf Variant 1.6 Multifuel 2007>2009, Golf Variant 1.9 TDI 2007>2009, Golf Variant 1.9 TDI 4motion 2007>2009, Golf Variant 1.9 TDI 4motion 2007>2009, Golf Variant 2.0 2007>2009, Golf Variant 2.0 TDI 2007>2009, Golf Variant 2.0 TDI 16V 2007>2009, Golf Variant 2.5 2007>2009, Golf VAN VI Variant 1.2 TSI 2009>2014, Golf VAN VI Variant 1.4 TSI 2009>2014, Golf VAN VI Variant 1.6 TDI 2009>2014, Golf VAN VI Variant 1.6 TDI BlueMotion 2009>2014, Golf VAN VI Variant 2.0 TDI 2009>2014, Golf VAN VII Variant 1.6 TDI BlueMotion 4motion 2013>2017...

CONTINUE...

GS2021

FRONT AND REAR WHEEL SENSOR (RIGHT SIDE)

REPLACES / REEMPLAZA:

VW: 7H0927804, WHT003856A, WHT003856B, 0986594505, 7L0927808A, 7L0927808B, 0986594525; **Bosch:** 0 986 594 505; **Delphi:** SS20036;

Meat & Doria: 90061, 90061E; **Mobiletron:** AB-EU050

APPLICATION / APLICACION:

...**VW:** Golf VAN VII Variant 2.0 TDi BlueMotion 4motion 2013>2017, Golf VI 1.2 TSI 2008>2013, Golf VI 1.4 2008>2013, Golf VI 1.4 TSI 2008>2013, Golf VI 1.6 2008>2013, Golf VI 1.6 BiFuel 2008>2013, Golf VI 1.6 MultiFuel 2008>2013, Golf VI 1.6 TDI 2008>2013, Golf VI 1.8 TSI 2008>2013, Golf VI 2.0 GTi 2008>2013, Golf VI 2.0 R 4motion 2008>2013, Golf VI 2.0 TDI 2008>2013, Golf VI 2.0 TDI 4motion 2008>2013, Golf VI Convertible 1.2 TSI 2011>2016, Golf VI Convertible 1.2 TSI 16V 2011>2016, Golf VI Convertible 1.4 TSI 2011>2016, Golf VI Convertible 1.6 TDI 2011>2016, Golf VI Convertible 2.0 GTI 2011>2016, Golf VI Convertible 2.0 R 2011>2016, Golf VI Convertible 2.0 TDI 2011>2016, Golf VI Convertible 2.0 TSI 2011>2016, Golf VI Van 1.2 TSI 2008>2012, Golf VI Van 1.2 TSI BlueMotion 2008>2012, Golf VI Van 1.4 TSI 2008>2012, Golf VI Van 1.6 TDI 2008>2012, Golf VI Van 1.6 TDI BlueMotion 2008>2012, Golf VI Van 2.0 GTi 2008>2012, Golf VI Van 2.0 TDi 2008>2012, Golf VI Van 2.0 TSi R 4motion 2008>2012, Golf VI Van TSi 2008>2012, Golf VI Variant 1.2 TSI 2009>2014, Golf VI Variant 1.4 2009>2014, Golf VI Variant 1.4 TSI 2009>2014, Golf VI Variant 1.6 2009>2014, Golf VI Variant 1.6 BiFuel 2009>2014, Golf VI Variant 1.6 MultiFuel 2009>2014, Golf VI Variant 1.6 TDI 2009>2014, Golf VI Variant 1.6 TDI 4motion 2009>2014, Golf VI Variant 2.0 TDI 2009>2014, Golf VI Variant 2.0 TSI 2009>2014, Golf VI Variant 2.5 2009>2014, Golf VII 1.6 TDI 4motion 2012>1900, Golf VII 2.0 GTI 2012>1900, Golf VII 2.0 R 4motion 2012>1900, Golf VII 2.0 TDI 4motion 2012>1900, Golf VII Van 2.0 GTI 2013>1900, Golf VII Van 2.0 TDI BlueMotion 4motion 2013>1900, Golf VII Variant 1.6 TDI 4motion 2013>2018, Golf VII Variant 2.0 R 4motion 2013>2018, Golf VII Variant 2.0 TDI 4motion 2013>2018, GRAND CALiparaNIA Camper 2.0 TDI 2019>1900, GRAND CALiparaNIA Camper 2.0 TDI 4motion 2019>1900, Jetta III 1.4 TSI 2004>2010, Jetta III 1.6 2004>2010, Jetta III 1.6 FSI 2004>2010, Jetta III 1.6 MultiFuel 2004>2010, Jetta III 1.6 TDI 2004>2010, Jetta III 1.9 TDI 2004>2010, Jetta III 2.0 FSI 2004>2010, Jetta III 2.0 TDI 2004>2010, Jetta III 2.0 TDI 16V 2004>2010, Jetta III 2.0 TFSI 2004>2010, Jetta III 2.5 2004>2010, Jetta IV 1.2 TSI 2010>2018, Jetta IV 1.2 TSI 16V 2010>2018, Jetta IV 1.4 TSI 2010>2018, Jetta IV 1.4 TSI Hybrid 2010>2018, Jetta IV 1.6 MPI 2010>2018, Jetta IV 1.6 TDI 2010>2018, Jetta IV 2.0 2010>2018, Jetta IV 2.0 Flex 2010>2018, Jetta IV 2.0 TDI 2010>2018, Jetta IV 2.0 TSI 2010>2018, Jetta Saloon 1.4 TSI 2017>1900, Multivan V 1.9 TDI 2003>2015, Multivan V 2.0 2003>2015, Multivan V 2.0 BiTDI 2003>2015, Multivan V 2.0 BiTDI 4motion 2003>2015, Multivan V 2.0 TDI 2003>2015, Multivan V 2.0 TDI 4motion 2003>2015, Multivan V 2.0 TSI 2003>2015, Multivan V 2.0 TSI 4motion 2003>2015, Multivan V 2.5 TDI 2003>2015, Multivan V 2.5 TDI 4motion 2003>2015, Multivan V 3.2 V6 2003>2015, Multivan V 3.2 V6 4motion 2003>2015, Multivan V 2.0 TDI 2015>1900, Multivan VI 2.0 TDI 4motion 2015>1900, Multivan VI 2.0 TSI 2015>1900, Multivan VI 2.0 TSI 4motion 2015>1900, Passat 1.4 TSI 2010>2014, Passat 1.4 TSI EcoFuel 2010>2014, Passat 1.4 TSI MultiFuel 2010>2014, Passat 1.6 TDI 2010>2014, Passat 1.8 TSI 2010>2014, Passat 2.0 TDI 2010>2014, Passat 2.0 TDI 4motion 2010>2014, Passat 2.0 TSI 2010>2014, Passat 3.6 FSI 4motion 2010>2014, Passat 1.4 TSI 2005>2010, Passat 1.4 TSI EcoFuel 2005>2010, Passat 1.6 2005>2010, Passat 1.6 FSI 2005>2010, Passat 1.6 TDI 2005>2010, Passat 1.8 TSI 2005>2010, Passat 1.9 TDI 2005>2010, Passat 2.0 BlueTDI 2005>2010, Passat 2.0 FSI 2005>2010, Passat 2.0 FSI 4motion 2005>2010, Passat 2.0 TDI 2005>2010, Passat 2.0 TDI 16V 2005>2010, Passat 2.0 TDI 16V 4motion 2005>2010, Passat 2.0 TDI 4motion 2005>2010, Passat 3.2 FSI 4motion 2005>2010, Passat 3.6 R36 4motion 2005>2010, Passat 2.5 2011>1900, Passat Alltrack 1.8 TSI 2012>2014, Passat Alltrack 2.0 TDI 2012>2014, Passat Alltrack 2.0 TDI 4motion 2012>2014, Passat Alltrack 2.0 TSI 4motion 2012>2014, Passat Box Body/Estate 1.4 TSI BlueMotion 2010>2014, Passat Box Body/Estate 2.0 TDI BlueMotion 2010>2014, Passat Box Body/Estate 2.0 TFSI 2010>2014, Passat Box Body/Estate 3.6 FSI 4motion 2010>2014, Passat CC 1.4 TSI MultiFuel 2008>2012, Passat CC 1.8 TSI 2008>2012, Passat CC 2.0 BlueTDI 2008>2012, Passat CC 2.0 TDI 2008>2012, Passat CC 2.0 TDI 4motion 2008>2012, Passat CC 2.0 TSI 2008>2012, Passat CC 3.6 FSI 2008>2012, Passat Variant 1.4 TSI 2010>2015, Passat Variant 1.4 TSI EcoFuel 2010>2015, Passat Variant 1.4 TSI MultiFuel 2010>2015, Passat Variant 1.6 TDI 2010>2015, Passat Variant 1.8 TSI 2010>2015, Passat Variant 2.0 TDI 2010>2015, Passat Variant 2.0 TDI 4motion 2010>2015, Passat Variant 2.0 TSI 2010>2015, Passat Variant 3.6 FSI 4motion 2010>2015, Passat Variant 1.4 TSI 2005>2011, Passat Variant 1.4 TSI EcoFuel 2005>2011, Passat Variant 1.6 2005>2011, Passat Variant 1.6 FSI 2005>2011, Passat Variant 1.6 TDI 2005>2011, Passat Variant 1.8 TSI 2005>2011, Passat Variant 1.9 TDI 2005>2011, Passat Variant 2.0 BlueTDI 2005>2011, Passat Variant 2.0 FSI 2005>2011, Passat Variant 2.0 FSI 4motion 2005>2011, Passat Variant 2.0 TDI 2005>2011, Passat Variant 2.0 TDI 16V 2005>2011, Passat Variant 2.0 TDI 16V 4motion 2005>2011, Passat Variant 2.0 TDI 4motion 2005>2011, Passat Variant 3.2 FSI 4motion 2005>2011, Passat Variant 3.6 R36 4motion 2005>2011, Scirocco 1.4 TSI 2008>2017, Scirocco 2.0 R 2008>2017, Scirocco 2.0 TDI 2008>2017, Scirocco 2.0 TSI 2008>2017, Scirocco Van 2.0 TDI 2008>2014, Scirocco Van 2.0 TFSI 2008>2014, Sharan 1.4 TSI 2010>1900, Sharan 2.0 TDI 2010>1900, Sharan 2.0 TDI 4motion 2010>1900, Sharan 2.0 TSI 2010>1900, Tiguan 1.4 TSI 2007>2018, Tiguan 1.4 TSI 4motion 2007>2018, Tiguan 2.0 TDI 2007>2018, Tiguan 2.0 TDI 4motion 2007>2018, Tiguan 2.0 TFSI 2007>2018, Tiguan 2.0 TFSI 4motion 2007>2018, Tiguan 2.0 TSI 4motion 2007>2018, Touran 1.4 FSI 2003>2010, Touran 1.4 TSI 2003>2010, Touran 1.4 TSI EcoFuel 2003>2010, Touran 1.6 2003>2010, Touran 1.6 BiFuel 2003>2010, Touran 1.6 FSI 2003>2010, Touran 1.9 TDI 2003>2010, Touran 2.0 EcoFuel 2003>2010, Touran 2.0 FSI 2003>2010, Touran 2.0 TDI 2003>2010, Touran 2.0 TDI 16V 2003>2010, Touran 1.2 TSI 2010>2015, Touran 1.4 TSI 2010>2015, Touran 1.4 TSI EcoFuel 2010>2015, Touran 1.6 TDI 2010>2015, Touran 2.0 TDI 2010>2015, Transporter V Box 1.9 TDI 2003>2015, Transporter V Box 2.0 2003>2015, Transporter V Box 2.0 BiFuel 2003>2015, Transporter V Box 2.0 BiTDI 2003>2015, Transporter V Box 2.0 BiTDI 4motion 2003>2015, Transporter V Box 2.0 TDI 2003>2015, Transporter V Box 2.0 TDI 4motion 2003>2015, Transporter V Box 2.0 TSI 2003>2015, Transporter V Box 2.5 TDI 2003>2015, Transporter V Box 2.5 TDI 4motion 2003>2015, Transporter V Box 3.2 4motion 2003>2015, Transporter V Box 3.2 V6 2003>2015, Transporter V Bus 1.9 TDI 2003>2015, Transporter V Bus 2.0 2003>2015, Transporter V Bus 2.0 BiTDI 2003>2015, Transporter V Bus 2.0 BiTDI 4motion 2003>2015, Transporter V Bus 2.0 CNG 2003>2015, Transporter V Bus 2.0 TDI 2003>2015, Transporter V Bus 2.0 TDI 4motion 2003>2015, Transporter V Bus 2.0 TSI 2003>2015, Transporter V Bus 2.0 TSI 4motion 2003>2015, Transporter V Bus 2.5 TDI 2003>2015, Transporter V Bus 2.5 TDI 4motion 2003>2015, Transporter V Bus 3.2 V6 2003>2015, Transporter V Bus 3.2 V6 4motion 2003>2015, Transporter V Platparam/Chassis 1.9 TDI 2003>2015, Transporter V Platparam/Chassis 2.0 2003>2015, Transporter V Platparam/Chassis 2.0 BiTDI 2003>2015, Transporter V Platparam/Chassis 2.0 BiTDI 4motion 2003>2015, Transporter V Platparam/Chassis 2.0 CNG 2003>2015, Transporter V Platparam/Chassis 2.0 TDI 2003>2015, Transporter V Platparam/Chassis 2.0 TDI 4motion 2003>2015, Transporter V Platparam/Chassis 2.0 TSI 2003>2015, Transporter V Platparam/Chassis 2.5 TDI 2003>2015, Transporter V Platparam/Chassis 2.5 TDI 4motion 2003>2015, Transporter V Platparam/Chassis 3.2 4motion 2003>2015, Transporter V Platparam/Chassis 3.2 V6 2003>2015, Transporter VI Box 2.0 TDI 2015>2016, Transporter VI Box 2.0 TDI 4motion 2015>2016, Transporter VI Box 2.0 TSI 2015>2016, Transporter VI Bus 2.0 TDI 2015>1900, Transporter VI Bus 2.0 TDI 4motion 2015>1900, Transporter VI Bus 2.0 TSI 2015>1900, Transporter VI Bus 2.0 TSI 4motion 2015>1900, Transporter VI Platparam/Chassis 2.0 TDI 2015>2016, Transporter VI Platparam/Chassis 2.0 TDI 4motion 2015>2016, Transporter VI Platparam/Chassis 2.0 TSI 2015>2016, XL1 0.8 TDI E-Hybrid 2014>1900, Amarok 2.0 TSI 4motion 2010>2016, Beetle 1.8 TSI 2011>2019, Beetle 2.5 2011>2019, Beetle Convertible 1.8 TSI 2011>2019, Beetle Convertible 2.5 2011>2019, Caddy III Estate 1.9 D 2004>2015, CC 3.6 FSI 2011>2016, Golf Alltrack VII 1.8 TSI 4motion 2014>2018, Golf IV 3.2 R32 4motion 1997>2007, Golf V 1.8 T 2003>2009, Golf V 2.5 2003>2009, Golf VAN VII Variant 2.0 TDi BlueMotion 2013>2017, Golf VI 2.0 2008>2013, Golf VI 2.0 TFSI 4motion 2008>2013, Golf VI 2.5 2008>2013, Golf VI Blue E-Motion 2008>2013, Golf VII 2.0 R 360S 4motion 2012>1900, Golf VII Variant 1.8 TSI 4motion 2013>2018, Golf VII Variant 2.0 R 360S 4motion 2013>2018, Golf VII Variant 2.0 TDI 2013>2018, Jetta III 2.0 2004>2010, Jetta III 2.8 VR6 2004>2010, Jetta IV 1.8 TSI 2010>2018, Jetta IV 2.5 2010>2018, Passat 2.0 2005>2010, Passat 3.6 FSI 2005>2010, Passat 3.6 FSI 4motion 2005>2010, Passat Variant 2.0 2005>2011, Passat Variant 3.6 FSI 2005>2011, Passat Variant 3.6 FSI 4motion 2005>2011, Sharan 1.8 TSI 2010>1900, Transporter IV Box 2.5 TDI Syncro 1995>2003, Transporter IV Bus 2.5 TDI Syncro 1996>2003, Transporter IV Platparam/Chassis 2.5 TDI Syncro 1998>2003, Transporter V Box 3.2 V6 4motion 2003>2015, Transporter V Bus 2.5 2003>2015;

PORSCHE: Carrera GT 5.7 2003>2006;

CONTINUE...

GS2021

FRONT AND REAR WHEEL SENSOR (RIGHT SIDE)

REPLACES / REEMPLAZA:

VW: 7H0927804, WHT003856, WHT003856B, WHT003856A, 0986594505, 7L0927808A, 7L0927808B, 0986594525; **Bosch:** 0 986 594 505; **Delphi:** SS20036;

Meat & Doria: 90061, 90061E; **Mobiletron:** AB-EU050

APPLICATION / APLICACIÓN:

...**SKODA:** Octavia II 1.2 TSI 2004>2013, Octavia II 1.4 2004>2013, Octavia II 1.4 TSI 2004>2013, Octavia II 1.6 2004>2013, Octavia II 1.6 FSI 2004>2013, Octavia II 1.6 LPG 2004>2013, Octavia II 1.6 MultiFuel 2004>2013, Octavia II 1.6 TDI 2004>2013, Octavia II 1.8 TSI 2004>2013, Octavia II 1.9 TDI 2004>2013, Octavia II 2.0 FSI 2004>2013, Octavia II 2.0 RS 2004>2013, Octavia II 2.0 TDI 2004>2013, Octavia II 2.0 TDI 16V 2004>2013, Octavia II 2.0 TDI RS 2004>2013, Octavia II Combi 1.2 TSI 2004>2013, Octavia II Combi 1.4 2004>2013, Octavia II Combi 1.4 TSI 2004>2013, Octavia II Combi 1.6 2004>2013, Octavia II Combi 1.6 FSI 2004>2013, Octavia II Combi 1.6 LPG 2004>2013, Octavia II Combi 1.6 MultiFuel 2004>2013, Octavia II Combi 1.6 TDI 2004>2013, Octavia II Combi 1.6 TDI 4x4 2004>2013, Octavia II Combi 1.8 TSI 2004>2013, Octavia II Combi 1.8 TSI 4x4 2004>2013, Octavia II Combi 1.9 TDI 2004>2013, Octavia II Combi 1.9 TDI 4x4 2004>2013, Octavia II Combi 2.0 FSI 2004>2013, Octavia II Combi 2.0 FSI 4x4 2004>2013, Octavia II Combi 2.0 RS 2004>2013, Octavia II Combi 2.0 TDI 2004>2013, Octavia II Combi 2.0 TDI 16V 2004>2013, Octavia II Combi 2.0 TDI 16V 4x4 2004>2013, Octavia II Combi 2.0 TDI 4x4 2004>2013, Octavia II Combi 2.0 TDI RS 2004>2013, Octavia III 1.6 TDI 4x4 2014>1900, Octavia III 1.8 TSI 4x4 2014>1900, Octavia III 2.0 TDI / TDI RS 4x4 2014>1900, Octavia III 2.0 TDI 4x4 2014>1900, Octavia III Combi 1.6 TDI 4x4 2012>1900, Octavia III Combi 1.8 TSI 4x4 2012>1900, Octavia III Combi 2.0 TDI / TDI RS 4x4 2012>1900, Octavia III Combi 2.0 TDI 4x4 2012>1900, Superb II 1.4 TSI 2008>2015, Superb II 1.6 TDI 2008>2015, Superb II 1.8 TSI 2008>2015, Superb II 1.8 TSI 4x4 2008>2015, Superb II 1.9 TDI 2008>2015, Superb II 2.0 TDI 2008>2015, Superb II 2.0 TDI 16V 2008>2015, Superb II 2.0 TDI 16V 4x4 2008>2015, Superb II 2.0 TDI 4x4 2008>2015, Superb II 2.0 TSI 2008>2015, Superb II 3.6 FSI 4x4 2008>2015, Superb II Estate 1.4 TSI 2009>2015, Superb II Estate 1.6 TDI 2009>2015, Superb II Estate 1.8 TSI 2009>2015, Superb II Estate 1.8 TSI 4x4 2009>2015, Superb II Estate 1.9 TDI 2009>2015, Superb II Estate 2.0 TDI 2009>2015, Superb II Estate 2.0 TDI 16V 2009>2015, Superb II Estate 2.0 TDI 16V 4x4 2009>2015, Superb II Estate 2.0 TDI 4x4 2009>2015, Superb II Estate 2.0 TSI 2009>2015, Superb III 3.6 V6 4x4 2009>2015, Superb III 1.4 TSI 4x4 2015>1900, Superb III 2.0 TDI 4x4 2015>1900, Superb III 2.0 TSI 4x4 2015>1900, Superb III Estate 1.4 TSI 4x4 2015>1900, Superb III Estate 2.0 TDI 4x4 2015>1900, Superb III Estate 2.0 TSI 4x4 2015>1900, Yeti 1.2 TSI 2009>2017, Yeti 1.4 TSI 2009>2017, Yeti 1.4 TSI 4x4 2009>2017, Yeti 1.6 2009>2017, Yeti 1.6 TDI 2009>2017, Yeti 1.8 TSI 4x4 2009>2017, Yeti 2.0 TDI 2009>2017, Yeti 2.0 TDI 4x4 2009>2017, Octavia III 2.0 TSI 4x4 2014>1900, Octavia III Combi 2.0 TSI 4x4 2012>1900;

MAN: TGE Box 2.0 TDI 2017>1900, TGE Box 2.0 TDI AWD 2017>1900, TGE Box 2.0 TDI RWD 2017>1900, TGE Box eTGE 2017>1900, TGE Platparam/Chassis 2.0 TDI 2016>1900, TGE Platparam/Chassis 2.0 TDI AWD 2016>1900, TGE Platparam/Chassis 2.0 TDI RWD 2016>1900



GS2022

FRONT AND REAR WHEEL SENSOR (LEFT SIDE)

REPLACES / REEMPLAZA:

VW: 7H0927803, WHT003857, 0986594504, 7L0927807A, 7L0927807B, 0986594524; **Bosch:** 0 986 594 504; **Delphi:** SS20035; **Meat & Doria:** 90060;

Mobiletron: AB-EU051

APPLICATION / APLICACIÓN:

Audi: A1 1.0 TFSI 2010>2018, A1 1.4 TDI 2010>2018, A1 1.4 TFSI 2010>2018, A1 1.4 TSI 2010>2018, A1 1.6 TDI 2010>2018, A1 1.8 TFSI 2010>2018, A1 S1 quattro 2010>2018, A1 Sportback 1.0 TFSI 2011>2018, A1 Sportback 1.4 TDI 2011>2018, A1 Sportback 1.4 TFSI 2011>2018, A1 Sportback 1.4 TSI 2011>2018, A1 Sportback 1.6 TDI 2011>2018, A1 Sportback 1.8 TFSI 2011>2018, A1 Sportback S1 quattro 2011>2018, A3 1.2 TSI 2003>2012, A3 1.4 TFSI 2003>2012, A3 1.6 2003>2012, A3 1.6 E-Power 2003>2012, A3 1.6 FSI 2003>2012, A3 1.6 TDI 2003>2012, A3 1.8 TFSI 2003>2012, A3 1.8 TFSI quattro 2003>2012, A3 1.9 TDI 2003>2012, A3 2.0 FSI 2003>2012, A3 2.0 TDI 2003>2012, A3 2.0 TDI 16V 2003>2012, A3 2.0 TDI 16V quattro 2003>2012, A3 2.0 TDI quattro 2003>2012, A3 2.0 TFSI 2003>2012, A3 2.0 TFSI quattro 2003>2012, A3 3.2 V6 quattro 2003>2012, A3 S3 quattro 2003>2012, A3 1.8 TFSI quattro 2012>1900, A3 2.0 TDI quattro 2012>1900, A3 2.0 TFSI quattro 2012>1900, A3 S3 quattro 2012>1900, A3 Convertible 1.2 TFSI 2008>2013, A3 Convertible 1.4 TFSI 2008>2013, A3 Convertible 1.6 2008>2013, A3 Convertible 1.6 TDI 2008>2013, A3 Convertible 1.8 TFSI 2008>2013, A3 Convertible 1.9 TDI 2008>2013, A3 Convertible 2.0 TDI 2008>2013, A3 Convertible 2.0 TFSI 2008>2013, A3 Convertible 1.8 TFSI quattro 2014>1900, A3 Convertible 2.0 TDI quattro 2014>1900, A3 Convertible 2.0 TFSI quattro 2014>1900, A3 Convertible 40 TFSI 2014>1900, A3 Convertible S3 quattro 2014>1900, A3 Limousine 1.6 TDI quattro 2013>2019, A3 Limousine 1.8 TFSI quattro 2013>2019, A3 Limousine 2.0 TDI quattro 2013>2019, A3 Limousine 2.0 TFSI quattro 2013>2019, A3 Limousine S3 quattro 2013>2019, A3 Sportback 1.2 TSI 2004>2013, A3 Sportback 1.4 TFSI 2004>2013, A3 Sportback 1.4 TFSI quattro 2004>2013, A3 Sportback 1.6 E-Power 2004>2013, A3 Sportback 1.6 FSI 2004>2013, A3 Sportback 1.6 TDI 2004>2013, A3 Sportback 1.6 TDI quattro 2004>2013, A3 Sportback 1.8 TFSI 2004>2013, A3 Sportback 1.8 TFSI quattro 2004>2013, A3 Sportback 1.9 TDI 2004>2013, A3 Sportback 2.0 FSI 2004>2013, A3 Sportback 2.0 TDI 2004>2013, A3 Sportback 2.0 TDI 16V 2004>2013, A3 Sportback 2.0 TDI 16V quattro 2004>2013, A3 Sportback 2.0 TDI quattro 2004>2013, A3 Sportback 2.0 TFSI 2004>2013, A3 Sportback 2.0 TFSI quattro 2004>2013, A3 Sportback 3.2 V6 quattro 2004>2013, A3 Sportback RS3 quattro 2004>2013, A3 Sportback S3 quattro 2004>2013, A3 Sportback 1.6 TDI quattro 2012>2018, A3 Sportback 1.8 TFSI quattro 2012>2018, A3 Sportback 2.0 TDI quattro 2012>2018, A3 Sportback 2.0 TFSI quattro 2012>2018, A3 Sportback S3 quattro 2012>2018, Q3 1.4 TFSI 2011>2018, Q3 1.4 TSI 2011>2018, Q3 2.0 TDI 2011>2018, Q3 2.0 TDI quattro 2011>2018, Q3 2.0 TFSI quattro 2011>2018, Q3 2.0 TFSI quattro 2011>2018, Q3 RS 2.5 quattro 2011>2018, Q3 RS perparamance 2.5 quattro 2011>2018, TT 1.8 TFSI 2006>2014, TT 2.0 TDI quattro 2006>2014, TT 2.0 TFSI quattro 2006>2014, TT 2.0 TFSI quattro 2006>2014, TT 2.0 TFSI quattro 2006>2014, TT 2.5 RS quattro 2006>2014, TT 3.2 V6 quattro 2006>2014, TT Roadster 1.8 TFSI 2007>2014, TT Roadster 2.0 TDI quattro 2007>2014, TT Roadster 2.0 TFSI 2007>2014, TT Roadster 2.0 TFSI quattro 2007>2014, TT Roadster 2.0 TFSI quattro 2007>2014, TT Roadster 2.5 RS quattro 2007>2014, TT Roadster 3.2 V6 quattro 2007>2014, A1 1.2 TFSI 2010>2018, A1 2.0 TDI 2010>2018, A1 2.0 TFSI quattro 2010>2018, A1 Sportback 1.2 TFSI 2011>2018, A1 Sportback 2.0 TDI 2011>2018, A3 1.8 T 2003>2012, A3 Convertible 40 TFSI quattro 2014>1900, A3 Limousine 40 TDI quattro 2013>2019, A3 Limousine 40 TFSI quattro 2013>2019, A3 Limousine RS3 quattro 2013>2019, A3 Sportback 40 TDI quattro 2012>2018, A3 Sportback 40 TFSI quattro 2012>2018, A3 Sportback RS3 quattro 2012>2018, Q3 1.4 TFSI Flex 2011>2018, TT 2.0 TFSI 2014>1900, TT 2.0 TFSI quattro 2014>1900, TT 2.0 TFSI quattro 2014>1900, TT Roadster 2.0 TFSI 2014>1900, TT Roadster 2.0 TFSI quattro 2014>1900, SEAT: ALHAMBRA 1.4 TSI 2010>2011, ALHAMBRA 1.8 TSI 2010>2011, ALHAMBRA 2.0 TDI 2010>2011, ALHAMBRA 2.0 TDI 4Drive 2010>2011, ALHAMBRA 2.0 TSI 2010>2011, Altea 1.2 TSI 2004>2011, Altea 1.4 16V 2004>2011, Altea 1.4 TSI 2004>2011, Altea 1.6 2004>2011, Altea 1.6 LPG 2004>2011, Altea 1.6 Multifuel 2004>2011, Altea 1.6 TDI 2004>2011, Altea 1.8 TFSI 2004>2011, Altea 1.9 TDI 2004>2011, Altea 2.0 FSI 2004>2011, Altea 2.0 TDI 2004>2011, Altea 2.0 TDI 16V 2004>2011, Altea 2.0 TFSI 2004>2011, Altea XL 1.2 TSI 2006>2010, Altea XL 1.4 16V 2006>2010, Altea XL 1.4 TSI 2006>2010, Altea XL 1.6 2006>2010, Altea XL 1.6 LPG 2006>2010, Altea XL 1.6 Multifuel 2006>2010, Altea XL 1.6 TDI 2006>2010, Altea XL 1.8 TFSI 2006>2010, Altea XL 1.9 TDI 2006>2010, Altea XL 1.9 TDI 4x4 2006>2010, Altea XL 2.0 FSI 2006>2010, Altea XL 2.0 TDI 2006>2010, Altea XL 2.0 TDI 16V 2006>2010, Altea XL 2.0 TDI 16V 4x4 2006>2010, Altea XL 2.0 TDI 4x4 2006>2010, Altea XL 2.0 TFSI 2006>2010, Altea XL 2.0 TFSI 4x4 2006>2010, Leon 1.2 TSI 2005>2012, Leon 1.4 16V 2005>2012, Leon 1.4 TSI 2005>2012, Leon 1.6 2005>2012, Leon 1.6 LPG 2005>2012, Leon 1.6 MultiFuel 2005>2012, Leon 1.6 TDI 2005>2012, Leon 1.8 TSI 2005>2012, Leon 1.9 TDI 2005>2012, Leon 2.0 Cupra R 2005>2012, Leon 2.0 FSI 2005>2012, Leon 2.0 TDI 2005>2012, Leon 2.0 TDI 16V 2005>2012, Leon 2.0 TFSI 2005>2012, Leon ST 1.6 TDI 4Drive 2014>1900, Leon ST 1.8 TSI 4Drive 2014>1900, Leon ST 2.0 TDI 4Drive 2014>1900, Leon ST Box Body/Estate 2.0 TDI 4Drive 2014>1900, Toledo III 1.6 2004>2009, Toledo III 1.8 TFSI 2004>2009, Toledo III 1.9 TDI 2004>2009, Toledo III 2.0 FSI 2004>2009, Toledo III 2.0 TDI 2004>2009, Toledo III 2.0 TDI 16V 2004>2009, Toledo III 2.0 TFSI 2004>2009, Altea 2.0 TDI 16V 4WD 2004>2011, Leon ST 2.0 Cupra 4Drive 2014>1900, Leon ST 2.0 TSI 4Drive 2014>1900, **VW:** Amarok 2.0 BiTDI 2010>2016, Amarok 2.0 BiTDI 4motion 2010>2016, Amarok 2.0 TDI 2010>2016, Amarok 2.0 TDI 4motion 2010>2016, Amarok 2.0 TSI 2010>2016, Amarok 3.0 TDI 2010>2016, Amarok 3.0 TDI 4motion 2010>2016, Amarok Platparam/Chassis 2.0 TDI 2011>2016, Amarok Platparam/Chassis 2.0 TDI 4motion 2011>2016, Amarok Platparam/Chassis 2.0 TSI 2011>2016, Amarok Platparam/Chassis 3.0 TDI 4motion 2011>2016, Beetle 1.2 TSI 2011>2019, Beetle 1.2 TSI 16V 2011>2019, Beetle 1.4 TSI 2011>2019, Beetle 1.6 TDI 2011>2019, Beetle 2.0 TDI 2011>2019, Beetle 2.0 TSI 2011>2019, Beetle Convertible 1.2 TSI 2011>2019, Beetle Convertible 1.2 TSI 16V 2011>2019, Beetle Convertible 1.4 TSI 2011>2019, Beetle Convertible 1.6 TDI 2011>2019, Beetle Convertible 2.0 TDI 2011>2019, Beetle Convertible 2.0 TSI 2011>2019, Caddy Alltrack Box 1.0 TSI 2015>2017, Caddy Alltrack Box 1.2 TSI 2015>2017, Caddy Alltrack Box 1.4 TGI CNG 2015>2017, Caddy Alltrack Box 1.4 TSI 2015>2017, Caddy Alltrack Box 1.6 TDI 2015>2017, Caddy Alltrack Box 2.0 TDI 2015>2017, Caddy Alltrack Box 2.0 TDI 4motion 2015>2017, Caddy Alltrack Estate 1.0 TSI 2015>2017, Caddy Alltrack Estate 1.2 TSI 2015>2017, Caddy Alltrack Estate 1.4 TGI CNG 2015>2017...

CONTINUE...



GS2022

FRONT AND REAR WHEEL SENSOR (LEFT SIDE)

REPLACES / REEMPLAZA:

VW: 7H0927803, WHT003857, 0986594504, 7L0927807A, 7L0927807B, 0986594524; Bosch: 0 986 594 504; Delphi: SS20035; Meit & Doria: 90060;

Mobiletron: AB-EU051

APPLICATION / APLICACIÓN:

...VW: Caddy Alltrack Estate 1.4 TSI 2015>2017, Caddy Alltrack Estate 1.6 TDI 2015>2017, Caddy Alltrack Estate 2.0 TDI 2015>2017, Caddy Alltrack Estate 2.0 TDI 4motion 2015>2017, Caddy III Box 1.2 TSI 2004>2015, Caddy III Box 1.4 2004>2015, Caddy III Box 1.6 2004>2015, Caddy III Box 1.6 BiFuel 2004>2015, Caddy III Box 1.6 TDI 2004>2015, Caddy III Box 1.9 TDI 2004>2015, Caddy III Box 1.9 TDI 4motion 2004>2015, Caddy III Box 2.0 EcoFuel 2004>2015, Caddy III Box 2.0 SDI 2004>2015, Caddy III Box 2.0 TDI 2004>2015, Caddy III Box 2.0 TDI 16V 2004>2015, Caddy III Box 2.0 TDI 16V 4motion 2004>2015, Caddy III Box 2.0 TDI 4motion 2004>2015, Caddy III Estate 1.2 TSI 2004>2015, Caddy III Estate 1.4 2004>2015, Caddy III Estate 1.6 2004>2015, Caddy III Estate 1.6 BiFuel 2004>2015, Caddy III Estate 1.6 TDI 2004>2015, Caddy III Estate 1.9 TDI 2004>2015, Caddy III Estate 1.9 TDI 4motion 2004>2015, Caddy III Estate 2.0 EcoFuel 2004>2015, Caddy III Estate 2.0 SDI 2004>2015, Caddy III Estate 2.0 TDI 2004>2015, Caddy III Estate 2.0 TDI 16V 2004>2015, Caddy III Estate 2.0 TDI 16V 4motion 2004>2015, Caddy III Estate 2.0 TDI 4motion 2004>2015, Caddy IV Box 1.0 TSI 2015>2017, Caddy IV Box 1.2 TSI 2015>2017, Caddy IV Box 1.4 TGI CNG 2015>2017, Caddy IV Box 1.4 TSI 2015>2017, Caddy IV Box 1.6 2015>2017, Caddy IV Box 1.6 TDI 2015>2017, Caddy IV Box 2.0 TDI 2015>2017, Caddy IV Box 2.0 TDI 4motion 2015>2017, Caddy IV Estate 1.0 TSI 2015>2017, Caddy IV Estate 1.2 TSI 2015>2017, Caddy IV Estate 1.4 TGI CNG 2015>2017, Caddy IV Estate 1.4 TSI 2015>2017, Caddy IV Estate 1.6 2015>2017, Caddy IV Estate 1.6 TDI 2015>2017, Caddy IV Estate 2.0 TDI 2015>2017, Caddy IV Estate 2.0 TDI 4motion 2015>2017, CC 1.4 TSI 2011>2016, CC 1.4 TSI MultiFuel 2011>2016, CC 1.8 TSI 2011>2016, CC 2.0 TDI 2011>2016, CC 2.0 TDI 4motion 2011>2016, CC 2.0 TSI 2011>2016, CC 3.6 FSI 4motion 2011>2016, Crafter Box 2.0 TDI 2016-1900, Crafter Box 2.0 TDI 4motion 2016-1900, Crafter Box 2.0 TDI RWD 2016>1900, Crafter Box e-Crafter 2016>1900, Crafter Bus 2.0 TDI 2016>1900, Crafter Bus 2.0 TDI 4motion 2016>1900, Crafter Platparam/Chassis 2.0 TDI 2016>1900, Crafter Platparam/Chassis 2.0 TDI 4motion 2016>1900, Crafter Platparam/Chassis 2.0 TDI RWD 2016>1900, EOS 1.4 TSI 2006>2015, EOS 1.6 FSI 2006>2015, EOS 2.0 FSI 2006>2015, EOS 2.0 TDI 2006>2015, EOS 2.0 TDI 16V 2006>2015, EOS 2.0 TFSI 2006>2015, EOS 2.0 TDI 2006>2015, EOS 3.2 V6 2006>2015, EOS 3.6 V6 2006>2015, Golf Alltrack VII 1.6 TDI 4motion 2014>2018, Golf Alltrack VII 2.0 TDI 4motion 2014>2018, Golf PLUS 1.2 TSI 2004>2013, Golf PLUS 1.4 16V 2004>2013, Golf PLUS 1.4 FSI 2004>2013, Golf PLUS 1.4 TSI 2004>2013, Golf PLUS 1.6 2004>2013, Golf PLUS 1.6 BiFuel 2004>2013, Golf PLUS 1.6 FSI 2004>2013, Golf PLUS 1.6 MultiFuel 2004>2013, Golf PLUS 1.6 TDI 2004>2013, Golf PLUS 1.9 TDI 2004>2013, Golf PLUS 1.9 TDI 2004>2013, Golf PLUS 1.9 TDI 2004>2013, Golf PLUS 2.0 TDI 2004>2013, Golf PLUS 2.0 TDI 16V 2004>2013, Golf PLUS Van 1.2 TSI 2009>2014, Golf PLUS Van 1.4 TSI 2009>2014, Golf PLUS Van 1.6 TDI 2009>2014, Golf PLUS Van 2.0 TDI 2009>2014, Golf V 1.4 16V 2003>2009, Golf V 1.4 FSI 2003>2009, Golf V 1.4 TSI 2003>2009, Golf V 1.6 2003>2009, Golf V 1.6 FSI 2003>2009, Golf V 1.6 MultiFuel 2003>2009, Golf V 1.9 TDI 2003>2009, Golf V 1.9 TDI 4motion 2003>2009, Golf V 1.9 TDI 2003>2009, Golf V 2.0 2003>2009, Golf V 2.0 FSI 2003>2009, Golf V 2.0 FSI 4motion 2003>2009, Golf V 2.0 GTI 2003>2009, Golf V 2.0 SDI 2003>2009, Golf V 2.0 TDI 2003>2009, Golf V 2.0 TDI 16V 2003>2009, Golf V 2.0 TDI 16V 4motion 2003>2009, Golf V 2.0 TDI 4motion 2003>2009, Golf V 3.2 R32 4motion 2003>2009, Golf Variant 1.4 2007>2009, Golf Variant 1.4 TSI 2007>2009, Golf Variant 1.6 2007>2009, Golf Variant 1.6 MultiFuel 2007>2009, Golf Variant 1.9 TDI 2007>2009, Golf Variant 1.9 TDI 4motion 2007>2009, Golf Variant 2.0 2007>2009, Golf Variant 2.0 TDI 2007>2009, Golf Variant 2.0 TDI 16V 2007>2009, Golf Variant 2.5 2007>2009, Golf VAN VI Variant 1.2 TSI 2009>2014, Golf VAN VI Variant 1.4 TSI 2009>2014, Golf VAN VI Variant 1.6 TDI 2009>2014, Golf VAN VI Variant 1.6 TDI BlueMotion 2009>2014, Golf VAN VI Variant 2.0 TDI 2009>2014, Golf VAN VII Variant 1.6 TDI BlueMotion 4motion 2013>2017, Golf VAN VII Variant 2.0 TDI BlueMotion 4motion 2013>2017, Golf VI 1.2 TSI 2008>2013, Golf VI 1.4 2008>2013, Golf VI 1.4 TSI 2008>2013, Golf VI 1.6 2008>2013, Golf VI 1.6 BiFuel 2008>2013, Golf VI 1.6 MultiFuel 2008>2013, Golf VI 1.6 TDI 2008>2013, Golf VI 1.6 TDI 2008>2013, Golf VI 1.8 TSI 2008>2013, Golf VI 2.0 GTI 2008>2013, Golf VI 2.0 R 4motion 2008>2013, Golf VI 2.0 TDI 2008>2013, Golf VI 2.0 TDI 4motion 2008>2013, Golf VI Convertible 1.2 TSI 2011>2016, Golf VI Convertible 1.2 TSI 16V 2011>2016, Golf VI Convertible 1.4 TSI 2011>2016, Golf VI Convertible 1.6 TDI 2011>2016, Golf VI Convertible 2.0 GTI 2011>2016, Golf VI Convertible 2.0 R 2011>2016, Golf VI Convertible 2.0 TDI 2011>2016, Golf VI Convertible 2.0 TSI 2011>2016, Golf VI Van 1.2 TSI 2008>2012, Golf VI Van 1.2 TSI BlueMotion 2008>2012, Golf VI Van 1.4 TSI 2008>2012, Golf VI Van 1.6 TDI 2008>2012, Golf VI Van 1.6 TDI BlueMotion 2008>2012, Golf VI Van 2.0 GTI 2008>2012, Golf VI Van 2.0 TDI 2008>2012, Golf VI Van 2.0 TSI R 4motion 2008>2012, Golf VI Van TSI 2008>2012, Golf VI Variant 1.2 TSI 2009>2014, Golf VI Variant 1.4 2009>2014, Golf VI Variant 1.4 TSI 2009>2014, Golf VI Variant 1.6 2009>2014, Golf VI Variant 1.6 BiFuel 2009>2014, Golf VI Variant 1.6 MultiFuel 2009>2014, Golf VI Variant 1.6 TDI 2009>2014, Golf VI Variant 1.6 TDI 4motion 2009>2014, Golf VII 1.6 TDI 4motion 2012>1900, Golf VII 2.0 GTI 2012>1900, Golf VII 2.0 R 4motion 2012>1900, Golf VII 2.0 TDI 2012>1900, Golf VII 2.0 TDI 4motion 2012>1900, Golf VII Van 2.0 GTI 2013>1900, Golf VII Van 2.0 TDI BlueMotion 4motion 2013>1900, Golf VII Variant 1.6 TDI 4motion 2013>2018, Golf VII Variant 2.0 R 4motion 2013>2018, Golf VII Variant 2.0 TDI 4motion 2013>2018, GRAND CALIPARANIA Camper 2.0 TDI 2019>1900, GRAND CALIPARANIA Camper 2.0 TDI 4motion 2019>1900, Jetta III 1.4 TSI 2004>2010, Jetta III 1.6 2004>2010, Jetta III 1.6 MultiFuel 2004>2010, Jetta III 1.6 TDI 2004>2010, Jetta III 1.9 TDI 2004>2010, Jetta III 2.0 FSI 2004>2010, Jetta III 2.0 TDI 2004>2010, Jetta III 2.0 TDI 16V 2004>2010, Jetta III 2.0 TFSI 2004>2010, Jetta III 2.5 2004>2010, Jetta IV 1.2 TSI 2010>2018, Jetta IV 1.2 TSI 16V 2010>2018, Jetta IV 1.4 TSI 2010>2018, Jetta IV 1.4 TSI Hybrid 2010>2018, Jetta IV 1.6 2010>2018, Jetta IV 1.6 MPI 2010>2018, Jetta IV 1.6 TDI 2010>2018, Jetta IV 2.0 2010>2018, Jetta IV 2.0 Flex 2010>2018, Jetta IV 2.0 TDI 2010>2018, Jetta IV 2.0 TSI 2010>2018, Jetta Saloon 1.4 TSI 2017>1900, Multivan V 1.9 TDI 2003>2015, Multivan V 2.0 2003>2015, Multivan V 2.0 BITDI 2003>2015, Multivan V 2.0 BITDI 4motion 2003>2015, Multivan V 2.0 TDI 2003>2015, Multivan V 2.0 TDI 4motion 2003>2015, Multivan V 2.0 TSI 2003>2015, Multivan V 2.0 TSI 4motion 2003>2015, Multivan V 2.5 TDI 2003>2015, Multivan V 2.5 TDI 4motion 2003>2015, Multivan V 3.2 V6 2003>2015, Multivan V 3.2 V6 4motion 2003>2015, Multivan VI 2.0 TDI 2015>1900, Multivan VI 2.0 TDI 4motion 2015>1900, Multivan VI 2.0 TSI 2015>1900, Multivan VI 2.0 TSI 4motion 2015>1900, Passat 1.4 TSI 2010>2014, Passat 1.4 TSI EcoFuel 2010>2014, Passat 1.4 TSI MultiFuel 2010>2014, Passat 1.6 TDI 2010>2014, Passat 1.8 TSI 2010>2014, Passat 2.0 TDI 2010>2014, Passat 2.0 TDI 4motion 2010>2014, Passat 2.0 TSI 2010>2014, Passat 3.6 FSI 4motion 2010>2014, Passat 1.4 TSI 2005>2010, Passat 1.4 TSI EcoFuel 2005>2010, Passat 1.6 2005>2010, Passat 1.6 FSI 2005>2010, Passat 1.6 TDI 2005>2010, Passat 1.8 TSI 2005>2010, Passat 1.9 TDI 2005>2010, Passat 2.0 BlueTDI 2005>2010, Passat 2.0 FSI 2005>2010, Passat 2.0 FSI 4motion 2005>2010, Passat 2.0 TDI 2005>2010, Passat 2.0 TDI 16V 2005>2010, Passat 2.0 TDI 16V 4motion 2005>2010, Passat 2.0 TDI 4motion 2005>2010, Passat 3.2 FSI 4motion 2005>2010, Passat 3.6 R36 4motion 2005>2010, Passat 2.5 2011>1900, Passat Alltrack 1.8 TSI 2012>2014, Passat Alltrack 2.0 TDI 2012>2014, Passat Alltrack 2.0 TDI 4motion 2012>2014, Passat Alltrack 2.0 TSI 4motion 2012>2014, Passat Box Body/Estate 1.4 TSI BlueMotion 2010>2014, Passat Box Body/Estate 1.6 TDI BlueMotion 2010>2014, Passat Box Body/Estate 1.8 TFSI 2010>2014, Passat Box Body/Estate 2.0 TDI BlueMotion 2010>2014, Passat Box Body/Estate 2.0 TFSI 2010>2014, Passat Box Body/Estate 3.6 FSI 4motion 2010>2014, Passat CC 1.4 TSI MultiFuel 2008>2012, Passat CC 1.8 TSI 2008>2012, Passat CC 2.0 BlueTDI 2008>2012, Passat CC 2.0 TDI 2008>2012, Passat CC 2.0 TDI 4motion 2008>2012, Passat CC 2.0 TSI 2008>2012, Passat CC 3.6 FSI 2008>2012, Passat CC 3.6 FSI 4motion 2008>2012, Passat Variant 1.4 TSI 2010>2015, Passat Variant 1.4 TSI EcoFuel 2010>2015, Passat Variant 1.4 TSI MultiFuel 2010>2015, Passat Variant 1.6 TDI 2010>2015, Passat Variant 1.8 TSI 2010>2015, Passat Variant 2.0 TDI 2010>2015, Passat Variant 2.0 TDI 4motion 2010>2015, Passat Variant 2.0 TSI 2010>2015, Passat Variant 3.6 FSI 4motion 2010>2015, Passat Variant 1.4 TSI 2005>2011, Passat Variant 1.4 TSI EcoFuel 2005>2011, Passat Variant 1.6 2005>2011, Passat Variant 1.6 FSI 2005>2011, Passat Variant 1.6 TDI 2005>2011, Passat Variant 1.8 TSI 2005>2011, Passat Variant 1.9 TDI 2005>2011, Passat Variant 2.0 BlueTDI 2005>2011, Passat Variant 2.0 FSI 2005>2011, Passat Variant 2.0 FSI 4motion 2005>2011, Passat Variant 2.0 TDI 2005>2011, Passat Variant 2.0 TDI 16V 2005>2011, Passat Variant 2.0 TDI 16V 4motion 2005>2011, Passat Variant 2.0 TDI 4motion 2005>2011, Passat Variant 3.2 FSI 4motion 2005>2011, Passat Variant 3.6 R36 4motion 2005>2011, Scirocco 1.4 TSI 2008>2017, Scirocco 2.0 R 2008>2017, Scirocco 2.0 TDI 2008>2017, Scirocco 2.0 TSI 2008>2017, Scirocco Van 1.4 TSI 2008>2014, Scirocco Van 2.0 TDI 2008>2014, Scirocco Van 2.0 TFSI 2008>2014, Sharan 1.4 TSI 2010>1900, Sharan 2.0 TDI 2010>1900, Sharan 2.0 TDI 4motion 2010>1900, Sharan 2.0 TSI 2010>1900, Tiguan 1.4 TSI 2007>2018, Tiguan 1.4 TSI 4motion 2007>2018, Tiguan 2.0 TDI 2007>2018, Tiguan 2.0 TDI 4motion 2007>2018, Tiguan 2.0 TFSI 2007>2018, Tiguan 2.0 TFSI 4motion 2007>2018, Tiguan 2.0 TSI 4motion 2007>2018, Touran 1.4 FSI 2003>2010, Touran 1.4 TSI 2003>2010, Touran 1.4 TSI EcoFuel 2003>2010, Touran 1.6 2003>2010, Touran 1.6 BiFuel 2003>2010, Touran 1.6 FSI 2003>2010, Touran 1.9 TDI 2003>2010, Touran 2.0 EcoFuel 2003>2010, Touran 2.0 FSI 2003>2010, Touran 2.0 TDI 2003>2010, Touran 2.0 TDI 16V 2003>2010, Touran 1.2 TSI 2010>2015, Touran 1.4 TSI 2010>2015, Touran 1.4 TSI EcoFuel 2010>2015, Touran 1.6 TDI 2010>2015, Touran 2.0 TDI 2010>2015, Transporter V Box 1.9 TDI 2003>2015, Transporter V Box 2.0 2003>2015, Transporter V Box 2.0 BiFuel 2003>2015, Transporter V Box 2.0 BITDI 2003>2015, Transporter V Box 2.0 BITDI 4motion 2003>2015, Transporter V Box 2.0 TDI 2003>2015, Transporter V Box 2.0 TDI 4motion 2003>2015...

CONTINUE...

GS2022

FRONT AND REAR WHEEL SENSOR (LEFT SIDE)

REPLACES / REEMPLAZA:

VW: 7H0927803, WHT003857, 0986594504, 7L0927807A, 7L0927807B, 0986594524; **Bosch:** 0 986 594 504; **Delphi:** SS20035; **Meat & Doria:** 90060; **Mobiletron:** AB-EU051

APPLICATION / APLICACIÓN:

... **VW:** Transporter V Box 2.0 TSI 2003>2015, Transporter V Box 2.5 TDI 2003>2015, Transporter V Box 2.5 TDI 4motion 2003>2015, Transporter V Box 3.2 4motion 2003>2015, Transporter V Box 3.2 V6 2003>2015, Transporter V Bus 1.9 TDI 2003>2015, Transporter V Bus 2.0 2003>2015, Transporter V Bus 2.0 BiTDI 2003>2015, Transporter V Bus 2.0 BiTDI 4motion 2003>2015, Transporter V Bus 2.0 CNG 2003>2015, Transporter V Bus 2.0 TDI 2003>2015, Transporter V Bus 2.0 TDI 4motion 2003>2015, Transporter V Bus 2.0 TSI 2003>2015, Transporter V Bus 2.0 TSI 4motion 2003>2015, Transporter V Bus 2.5 TDI 2003>2015, Transporter V Bus 2.5 TDI 4motion 2003>2015, Transporter V Bus 3.2 V6 2003>2015, Transporter V Platparam/Chassis 1.9 TDI 2003>2015, Transporter V Platparam/Chassis 2.0 2003>2015, Transporter V Platparam/Chassis 2.0 BiTDI 2003>2015, Transporter V Platparam/Chassis 2.0 BiTDI 4motion 2003>2015, Transporter V Platparam/Chassis 2.0 CNG 2003>2015, Transporter V Platparam/Chassis 2.0 TDI 2003>2015, Transporter V Platparam/Chassis 2.0 TDI 4motion 2003>2015, Transporter V Platparam/Chassis 2.0 TSI 2003>2015, Transporter V Platparam/Chassis 2.5 TDI 2003>2015, Transporter V Platparam/Chassis 2.5 TDI 4motion 2003>2015, Transporter V Platparam/Chassis 3.2 4motion 2003>2015, Transporter V Platparam/Chassis 3.2 V6 2003>2015, Transporter VI Box 2.0 TDI 2015>2016, Transporter VI Box 2.0 TDI 4motion 2015>2016, Transporter VI Box 2.0 TSI 2015>2016, Transporter VI Box 2.0 TSI 4motion 2015>2016, Transporter VI Box 2.0 TSI 2015>2016, Transporter VI Box 2.0 TDI 4motion 2015>2016, Transporter VI Box 2.0 TDI 4motion 2015>2016, Transporter VI Box 2.0 TSI 2015>2016, Transporter VI Box 2.0 TSI 4motion 2015>2016, Transporter VI Platparam/Chassis 2.0 TDI 2015>2016, Transporter VI Platparam/Chassis 2.0 TDI 4motion 2015>2016, Transporter VI Platparam/Chassis 2.0 TSI 2015>2016, Transporter VI Platparam/Chassis 2.0 TSI 2015>2016, XL 1.0 8 TDI E-Hybrid 2014>1900, Amarok 2.0 TSI 4motion 2010>2016, Beetle 1.8 TSI 2011>2019, Beetle 2.5 2011>2019, Beetle Convertible 1.8 TSI 2011>2019, Beetle Convertible 2.5 2011>2019, Caddy III Estate 1.9 D 2004>2015, Golf Alltrack VII 1.8 TSI 4motion 2014>2018, Golf IV 3.2 R32 4motion 1997>2007, Golf V 1.8 T 2003>2009, Golf V 2.5 2003>2009, Golf VAN VII Variant 2.0 TDI BlueMotion 2013>2017, Golf VI 2.0 2008>2013, Golf VI 2.0 TFSI 4motion 2008>2013, Golf VI Blue E-Motion 2008>2013, Golf VII 2.0 R 360S 4motion 2012>1900, Golf VII Variant 1.8 TSI 4motion 2013>2018, Golf VII Variant 2.0 R 360S 4motion 2013>2018, Golf VII Variant 2.0 TDI 2013>2018, Jetta III 2.0 2004>2010, Jetta III 2.8 VR6 2004>2010, Jetta IV 1.8 TSI 2010>2018, Jetta IV 2.5 2010>2018, Passat 2.0 2005>2010, Passat 3.6 FSI 2005>2010, Passat 3.6 FSI 4motion 2005>2010, Passat Variant 2.0 2005>2011, Passat Variant 3.6 FSI 2005>2011, Passat Variant 3.6 FSI 4motion 2005>2011, Sharan 1.8 TSI 2010>1900, Transporter IV Box 2.5 TDI Syncro 1995>2003, Transporter IV Bus 2.5 TDI Syncro 1996>2003, Transporter IV Platparam/Chassis 2.5 TDI Syncro 1998>2003, Transporter V Box 3.2 V6 4motion 2003>2015, Transporter V Bus 2.5 2003>2015;

PORSCHE: Carrera GT 5.7 2003>2006;

SKODA: Octavia II 1.2 TSI 2004>2013, Octavia II 1.4 2004>2013, Octavia II 1.4 TSI 2004>2013, Octavia II 1.6 2004>2013, Octavia II 1.6 FSI 2004>2013, Octavia II 1.6 LPG 2004>2013, Octavia II 1.6 MultiFuel 2004>2013, Octavia II 1.6 TDI 2004>2013, Octavia II 1.8 TSI 2004>2013, Octavia II 1.9 TDI 2004>2013, Octavia II 2.0 FSI 2004>2013, Octavia II 2.0 RS 2004>2013, Octavia II 2.0 TDI 2004>2013, Octavia II 2.0 TDI 16V 2004>2013, Octavia II 2.0 TDI RS 2004>2013, Octavia II Combi 1.2 TSI 2004>2013, Octavia II Combi 1.4 2004>2013, Octavia II Combi 1.4 TSI 2004>2013, Octavia II Combi 1.6 2004>2013, Octavia II Combi 1.6 FSI 2004>2013, Octavia II Combi 1.8 TSI 1.6 LPG 2004>2013, Octavia II Combi 1.6 MultiFuel 2004>2013, Octavia II Combi 1.6 TDI 2004>2013, Octavia II Combi 1.6 TDI 4x4 2004>2013, Octavia II Combi 1.8 TSI 2004>2013, Octavia II Combi 1.8 TSI 4x4 2004>2013, Octavia II Combi 1.9 TDI 2004>2013, Octavia II Combi 1.9 TDI 4x4 2004>2013, Octavia II Combi 2.0 FSI 2004>2013, Octavia II Combi 2.0 FSI 4x4 2004>2013, Octavia II Combi 2.0 RS 2004>2013, Octavia II Combi 2.0 TDI 2004>2013, Octavia II Combi 2.0 TDI 16V 2004>2013, Octavia II Combi 2.0 TDI 16V 4x4 2004>2013, Octavia II Combi 2.0 TDI 4x4 2004>2013, Octavia II Combi 2.0 TDI RS 2004>2013, Octavia III 1.6 TDI 4x4 2014>1900, Octavia III 1.8 TSI 4x4 2014>1900, Octavia III 2.0 TDI / TDI RS 4x4 2014>1900, Octavia III 2.0 TDI 4x4 2014>1900, Octavia III Combi 1.6 TDI 4x4 2012>1900, Octavia III Combi 1.8 TSI 4x4 2012>1900, Octavia III Combi 2.0 TDI / TDI RS 4x4 2012>1900, Octavia III Combi 2.0 TDI 4x4 2012>1900, Superb II 1.4 TSI 2008>2015, Superb II 1.6 TDI 2008>2015, Superb II 1.8 TSI 2008>2015, Superb II 1.8 TSI 4x4 2008>2015, Superb II 1.9 TDI 2008>2015, Superb II 2.0 TDI 2008>2015, Superb II 2.0 TDI 16V 4x4 2008>2015, Superb II 2.0 TDI 4x4 2008>2015, Superb II 2.0 TSI 2008>2015, Superb II 3.6 FSI 4x4 2008>2015, Superb II Estate 1.4 TSI 2009>2015, Superb II Estate 1.6 TDI 2009>2015, Superb II Estate 1.8 TSI 2009>2015, Superb II Estate 1.8 TSI 4x4 2009>2015, Superb II Estate 1.9 TDI 2009>2015, Superb II Estate 2.0 TDI 2009>2015, Superb II Estate 2.0 TDI 16V 2009>2015, Superb II Estate 2.0 TDI 16V 4x4 2009>2015, Superb III 1.4 TSI 4x4 2015>1900, Superb III 2.0 TDI 4x4 2015>1900, Superb III 2.0 TDI 4x4 2015>1900, Superb III Estate 1.4 TSI 4x4 2015>1900, Superb III Estate 2.0 TDI 4x4 2015>1900, Yeti 1.2 TSI 2009>2017, Yeti 1.4 TSI 2009>2017, Yeti 1.4 TSI 4x4 2009>2017, Yeti 1.6 2009>2017, Yeti 1.6 TSI 2009>2017, Yeti 1.8 TSI 4x4 2009>2017, Yeti 2.0 TDI 2009>2017, Yeti 2.0 TDI 4x4 2009>2017, Octavia III 2.0 TSI 4x4 2014>1900, Octavia III Combi 2.0 TSI 4x4 2012>1900;

MAN: TGE Box 2.0 TDI 2017>1900, TGE Box 2.0 TDI AWD 2017>1900, TGE Box 2.0 TDI RWD 2017>1900, TGE Box eTGE 2017>1900, TGE Platparam/Chassis 2.0 TDI 2016>1900, TGE Platparam/Chassis 2.0 TDI AWD 2016>1900, TGE Platparam/Chassis 2.0 TDI RWD 2016>1900



GS2023

REAR WHEEL SENSOR (RIGHT SIDE)

REPLACES / REEMPLAZA:

VW: 1K0927808, 0986594507, 0986594561; **Bosch:** 0 986 594 507; **Delphi:** SS20034; **Meat & Doria:** 90050; **Mobiletron:** AB-EU012

APPLICATION / APLICACIÓN:

AUDI: A3 1.2 TSI 2003>2012, A3 1.4 TFSI 2003>2012, A3 1.6 2003>2012, A3 1.6 E-Power 2003>2012, A3 1.6 FSI 2003>2012, A3 1.6 TDI 2003>2012, A3 1.8 TFSI 2003>2012, A3 1.9 TDI 2003>2012, A3 2.0 FSI 2003>2012, A3 2.0 TDI 2003>2012, A3 2.0 TDI 16V 2003>2012, A3 2.0 TFSI 2003>2012, A3 Convertible 1.2 TFSI 2008>2013, A3 Convertible 1.4 TFSI 2008>2013, A3 Convertible 1.6 2008>2013, A3 Convertible 1.6 TDI 2008>2013, A3 Convertible 1.8 TFSI 2008>2013, A3 Convertible 1.9 TDI 2008>2013, A3 Convertible 2.0 TDI 2008>2013, A3 Convertible 2.0 FSI 2008>2013, A3 Sportback 1.2 TSI 2004>2013, A3 Sportback 1.4 TFSI 2004>2013, A3 Sportback 1.6 2004>2013, A3 Sportback 1.6 E-Power 2004>2013, A3 Sportback 1.6 FSI 2004>2013, A3 Sportback 1.6 TDI 2004>2013, A3 Sportback 1.8 TFSI 2004>2013, A3 Sportback 1.9 TDI 2004>2013, A3 Sportback 2.0 FSI 2004>2013, A3 Sportback 2.0 TDI 2004>2013, A3 Sportback 2.0 TDI 16V 2004>2013, A3 Sportback 2.0 TFSI 2004>2013, A3 Sportback 2.0 TFSI quattro 2004>2013, Q3 1.4 TFSI 2011>2018, Q3 1.4 TSI 2011>2018, Q3 2.0 TDI 2011>2018, Q3 2.0 TFSI quattro 2011>2018, TT 1.8 TFSI 2006>2014, TT 2.0 TFSI 2006>2014, TT Roadster 1.8 TFSI 2007>2014, TT Roadster 2.0 TFSI 2007>2014, TT Roadster 2.5 RS quattro 2007>2014, A1 1.0 TFSI 2010>2018, A1 1.4 TDI 2010>2018, A1 1.4 TFSI 2010>2018, A1 1.4 TSI 2010>2018, A1 1.6 TDI 2010>2018, A1 1.8 TFSI 2010>2018, A1 2.0 TFSI quattro 2010>2018, A1 S1 quattro 2010>2018, A1 Sportback 1.0 TFSI 2011>2018, A1 Sportback 1.4 TDI 2011>2018, A1 Sportback 1.4 TFSI 2011>2018, A1 Sportback 1.4 TSI 2011>2018, A1 Sportback 1.6 TDI 2011>2018, A1 Sportback 1.6 TDI 2011>2018, A1 Sportback S1 quattro 2011>2018, A3 1.8 T 2003>2012, A3 1.8 TFSI quattro 2003>2012, A3 2.0 TDI 16V quattro 2003>2012, A3 2.0 TDI quattro 2003>2012, A3 2.0 TFSI quattro 2003>2012, A3 3.2 V6 quattro 2003>2012, A3 S3 quattro 2003>2012, A3 Sportback 1.8 TFSI quattro 2004>2013, A3 Sportback 2.0 TDI 16V quattro 2004>2013, A3 Sportback 2.0 TDI quattro 2004>2013, A3 Sportback 3.2 V6 quattro 2004>2013, A3 Sportback RS3 quattro 2004>2013, A3 Sportback S3 quattro 2004>2013, Q3 1.4 TFSI Flex 2011>2018, Q3 2.0 TDI quattro 2011>2018, Q3 2.0 TFSI 2011>2018, Q3 RS 2.5 quattro 2011>2018, Q3 RS perparamance 2.5 quattro 2011>2018, TT 2.0 TDI quattro 2006>2014, TT 2.0 TFSI quattro 2006>2014, TT 2.0 TTS quattro 2006>2014, TT 3.2 V6 quattro 2006>2014, TT 2.0 TFSI 2014>1900, TT Roadster 2.0 TDI quattro 2007>2014, TT Roadster 2.0 TFSI quattro 2007>2014, TT Roadster 2.0 TFSI quattro 2007>2014, TT Roadster 3.2 V6 quattro 2007>2014, TT Roadster 2.0 TFSI 2014>1900;

SEAT: ALHAMBRA 1.4 TSI 2010>2011, ALHAMBRA 1.8 TSI 2010>2011, ALHAMBRA 2.0 TDI 2010>2011, ALHAMBRA 2.0 TDI 4Drive 2010>2011, ALHAMBRA 2.0 TSI 2010>2011, Altea 1.2 TSI 2004>2011, Altea 1.4 16V 2004>2011, Altea 1.4 TSI 2004>2011, Altea 1.6 2004>2011, Altea 1.6 LPG 2004>2011, Altea 1.6 Multifuel 2004>2011, Altea 1.6 TDI 2004>2011, Altea 1.8 TFSI 2004>2011, Altea 1.9 TDI 2004>2011, Altea 2.0 FSI 2004>2011, Altea 2.0 TDI 2004>2011, Altea 2.0 TDI 16V 2004>2011, Altea 2.0 TFSI 2004>2011, Altea XL 1.2 TSI 2006>2010, Altea XL 1.4 16V 2006>2010, Altea XL 1.4 TSI 2006>2010, Altea XL 1.6 2006>2010, Altea XL 1.6 LPG 2006>2010, Altea XL 1.6 Multifuel 2006>2010, Altea XL 1.6 TDI 2006>2010, Altea XL 1.8 TFSI 2006>2010, Altea XL 1.9 TDI 2006>2010, Altea XL 1.9 TDI 4x4 2006>2010, Altea XL 2.0 FSI 2006>2010, Altea XL 2.0 TDI 2006>2010, Altea XL 2.0 TDI 16V 2006>2010, Altea XL 2.0 TDI 16V 4x4 2006>2010...

CONTINUE...



GS2023

REAR WHEEL SENSOR (RIGHT SIDE)

REPLACES / REEMPLAZA:

VW: 1K0927808, 0986594507, 0986594561; **Bosch:** 0 986 594 507; **Delphi:** SS20034; **Meat & Doria:** 90050; **Mobiletron:** AB-EU012

APPLICATION / APLICACIÓN:

...SEAT: Altea XL 2.0 TDI 16V 4x4 2006>2010, Altea XL 2.0 TFSI 2006>2010, Altea XL 2.0 TFSI 4x4 2006>2010, Leon 1.2 TSI 2005>2012, Leon 1.4 16V 2005>2012, Leon 1.4 TSI 2005>2012, Leon 1.6 2005>2012, Leon 1.6 LPG 2005>2012, Leon 1.6 MultiFuel 2005>2012, Leon 1.6 TDI 2005>2012, Leon 1.8 TSI 2005>2012, Leon 1.9 TDI 2005>2012, Leon 2.0 Cupra R 2005>2012, Leon 2.0 FSI 2005>2012, Leon 2.0 TDI 2005>2012, Leon 2.0 TDI 16V 2005>2012, Leon 2.0 TFSI 2005>2012, Toledo III 1.4 16V 2004>2009, Toledo III 1.4 TSI 2004>2009, Toledo III 1.6 2004>2009, Toledo III 1.8 TFSI 2004>2009, Toledo III 1.9 TDI 2004>2009, Toledo III 2.0 FSI 2004>2009, Toledo III 2.0 TDI 2004>2009, Toledo III 2.0 TDI 16V 2004>2009, Toledo III 2.0 TFSI 2004>2009, Altea XL 2.0 TDI 4x4 2006>2010;

VW: Beetle 1.2 TSI 2011>2019, Beetle 1.2 TSI 16V 2011>2019, Beetle 1.4 TSI 2011>2019, Beetle 1.6 TDI 2011>2019, Beetle 2.0 TDI 2011>2019, Beetle 2.0 TSI 2011>2019, Beetle Convertible 1.2 TSI 2011>2019, Beetle Convertible 1.2 TSI 16V 2011>2019, Beetle Convertible 1.4 TSI 2011>2019, Beetle Convertible 1.6 TDI 2011>2019, Beetle Convertible 2.0 TDI 2011>2019, Beetle Convertible 2.0 TSI 2011>2019, EOS 1.4 TSI 2006>2015, EOS 1.6 FSI 2006>2015, EOS 2.0 FSI 2006>2015, EOS 2.0 TDI 2006>2015, EOS 2.0 TDI 16V 2006>2015, EOS 2.0 TFSI 2006>2015, EOS 3.6 V6 2006>2015, Golf PLUS 1.2 TSI 2004>2013, Golf PLUS 1.4 16V 2004>2013, Golf PLUS 1.4 FSI 2004>2013, Golf PLUS 1.4 TSI 2004>2013, Golf PLUS 1.6 2004>2013, Golf PLUS 1.6 BiFuel 2004>2013, Golf PLUS 1.6 FSI 2004>2013, Golf PLUS 1.6 MultiFuel 2004>2013, Golf PLUS 1.6 TDI 2004>2013, Golf PLUS 1.9 TDI 2004>2013, Golf PLUS 2.0 FSI 2004>2013, Golf PLUS 2.0 TDI 2004>2013, Golf PLUS 2.0 TDI 16V 2004>2013, Golf PLUS Van 1.2 TSI 2009>2014, Golf PLUS Van 1.4 TSI 2009>2014, Golf PLUS Van 1.6 TDI 2009>2014, Golf PLUS Van 2.0 TDI 2009>2014, Golf V 1.4 16V 2003>2009, Golf V 1.4 FSI 2003>2009, Golf V 1.4 TSI 2003>2009, Golf V 1.6 2003>2009, Golf V 1.6 FSI 2003>2009, Golf V 1.6 MultiFuel 2003>2009, Golf V 1.9 TDI 2003>2009, Golf V 1.9 TDI 4motion 2003>2009, Golf V 2.0 2003>2009, Golf V 2.0 FSI 2003>2009, Golf V 2.0 FSI 4motion 2003>2009, Golf V 2.0 GTI 2003>2009, Golf V 2.0 SDI 2003>2009, Golf V 2.0 TDI 2003>2009, Golf V 2.0 TDI 16V 2003>2009, Golf V 2.0 TDI 16V 4motion 2003>2009, Golf V 2.0 TDI 4motion 2003>2009, Golf V Variant 1.4 2007>2009, Golf V Variant 1.4 TSI 2007>2009, Golf V Variant 1.6 2007>2009, Golf V Variant 1.6 MultiFuel 2007>2009, Golf V Variant 1.9 TDI 2007>2009, Golf V Variant 1.9 TDI 4motion 2007>2009, Golf V Variant 2.0 2007>2009, Golf V Variant 2.0 TDI 2007>2009, Golf V Variant 2.0 TDI 16V 2007>2009, Golf V Variant 2.5 2007>2009, Golf VAN 1.2 TSI 2009>2014, Golf VAN 1.4 TSI 2009>2014, Golf VAN 1.6 TDI 2009>2014, Golf VAN 1.6 TDI BlueMotion 2009>2014, Golf VAN 1.9 TDI 2009>2014, Golf VAN 1.9 TDI 4motion 2009>2014, Golf VI 1.2 TSI 2008>2013, Golf VI 1.4 2008>2013, Golf VI 1.4 TSI 2008>2013, Golf VI 1.6 2008>2013, Golf VI 1.6 BiFuel 2008>2013, Golf VI 1.6 MultiFuel 2008>2013, Golf VI 1.6 TDI 2008>2013, Golf VI 1.8 TSI 2008>2013, Golf VI 2.0 GTI 2008>2013, Golf VI 2.0 TDI 2008>2013, Golf VI Convertible 1.2 TSI 2011>2016, Golf VI Convertible 1.4 TSI 2011>2016, Golf VI Convertible 1.6 TDI 2011>2016, Golf VI Van 1.2 TSI 2008>2012, Golf VI Van 1.2 TSI BlueMotion 2008>2012, Golf VI Van 1.4 TSI 2008>2012, Golf VI Van 1.6 TDI 2008>2012, Golf VI Van 1.6 TDI BlueMotion 2008>2012, Golf VI Van 2.0 GTI 2008>2012, Golf VI Van 2.0 TDI 2008>2012, Golf VI Van TSI 2008>2012, Golf VI Variant 1.2 TSI 2009>2014, Golf VI Variant 1.4 2009>2014, Golf VI Variant 1.4 TSI 2009>2014, Golf VI Variant 1.6 2009>2014, Golf VI Variant 1.6 BiFuel 2009>2014, Golf VI Variant 1.6 MultiFuel 2009>2014, Golf VI Variant 1.6 TDI 2009>2014, Golf VI Variant 1.6 TDI 4motion 2009>2014, Golf VI Variant 2.0 TDI 2009>2014, Golf VI Variant 2.0 TSI 2009>2014, Golf VI Variant 2.5 2009>2014, Jetta III 1.4 TSI 2004>2010, Jetta III 1.6 2004>2010, Jetta III 1.6 FSI 2004>2010, Jetta III 1.6 MultiFuel 2004>2010, Jetta III 1.6 TDI 2004>2010, Jetta III 1.9 TDI 2004>2010, Jetta III 2.0 FSI 2004>2010, Jetta III 2.0 TDI 2004>2010, Jetta III 2.0 TDI 16V 2004>2010, Jetta III 2.5 2004>2010, Jetta IV 1.2 TSI 2010>2018, Jetta IV 1.2 TSI 16V 2010>2018, Jetta IV 1.4 TSI 2010>2018, Jetta IV 1.4 TSI Hybrid 2010>2018, Jetta IV 1.6 2010>2018, Jetta IV 1.6 MPI 2010>2018, Jetta IV 1.6 TDI 2010>2018, Jetta IV 2.0 2010>2018, Jetta IV 2.0 Flex 2010>2018, Jetta IV 2.0 TDI 2010>2018, Jetta IV 2.0 TSI 2010>2018, Jetta Saloon 1.4 TSI 2017>1900, Passat 1.4 TSI 2005>2010, Passat 1.4 TSI EcoFuel 2005>2010, Passat 1.6 2005>2010, Passat 1.6 FSI 2005>2010, Passat 1.6 TDI 2005>2010, Passat 1.8 TSI 2005>2010, Passat 1.9 TDI 2005>2010, Passat 2.0 BlueTDI 2005>2010, Passat 2.0 FSI 2005>2010, Passat 2.0 TDI 2005>2010, Passat 2.0 TDI 16V 2005>2010, Passat 2.0 TDI 16V 4motion 2005>2010, Passat 2.0 TDI 4motion 2005>2010, Passat 2.5 2011>1900, Passat CC 1.8 TSI 2008>2012, Passat CC 2.0 BlueTDI 2008>2012, Passat CC 2.0 TDI 2008>2012, Passat CC 2.0 TSI 2008>2012, Passat CC 3.6 FSI 2008>2012, Passat Variant 1.4 TSI 2005>2011, Passat Variant 1.4 TSI EcoFuel 2005>2011, Passat Variant 1.6 2005>2011, Passat Variant 1.6 FSI 2005>2011, Passat Variant 1.6 TDI 2005>2011, Passat Variant 1.8 TSI 2005>2011, Passat Variant 1.9 TDI 2005>2011, Passat Variant 2.0 BlueTDI 2005>2011, Passat Variant 2.0 FSI 2005>2011, Passat Variant 2.0 TDI 2005>2011, Passat Variant 2.0 TDI 16V 2005>2011, Passat Variant 2.0 TDI 16V 4motion 2005>2011, Passat Variant 2.0 TDI 4motion 2005>2011, Scirocco 1.4 TSI 2008>2017, Scirocco 2.0 R 2008>2017, Scirocco 2.0 TDI 2008>2017, Scirocco 2.0 TSI 2008>2017, Scirocco Van 1.4 TSI 2008>2014, Scirocco Van 2.0 TDI 2008>2014, Scirocco Van 2.0 TFSI 2008>2014, Sharan 1.4 TSI 2010>1900, Sharan 2.0 TDI 2010>1900, Sharan 2.0 TDI 4motion 2010>1900, Sharan 2.0 TSI 2010>1900, Tiguan 1.4 TSI 2007>2018, Tiguan 2.0 TDI 2007>2018, Touran 1.4 FSI 2003>2010, Touran 1.4 TSI 2003>2010, Touran 1.4 TSI EcoFuel 2003>2010, Touran 1.6 2003>2010, Touran 1.6 BiFuel 2003>2010, Touran 1.6 FSI 2003>2010, Touran 1.9 TDI 2003>2010, Touran 2.0 EcoFuel 2003>2010, Touran 2.0 FSI 2003>2010, Touran 2.0 TDI 2003>2010, Touran 2.0 TDI 16V 2003>2010, Touran 1.2 TSI 2010>2015, Touran 1.4 TSI 2010>2015, Touran 1.4 TSI EcoFuel 2010>2015, Touran 1.6 TDI 2010>2015, Touran 2.0 TDI 2010>2015, Beetle 1.8 TSI 2011>2019, Beetle 2.5 2011>2019, Beetle Convertible 1.8 TSI 2011>2019, Beetle Convertible 2.5 2011>2019, CC 1.8 TSI 2011>2016, CC 2.0 TDI 2011>2016, CC 2.0 TSI 2011>2016, EOS 3.2 V6 2006>2015, Golf V 1.8 T 2003>2009, Golf V 2.5 2003>2009, Golf V 3.2 R32 4motion 2003>2009, Golf VI 2.0 2008>2013, Golf VI 2.0 R 4motion 2008>2013, Golf VI 2.5 2008>2013, Golf VI Blue E-Motion 2008>2013, Golf VI Convertible 1.2 TSI 16V 2011>2016, Golf VI Convertible 2.0 GTI 2011>2016, Golf VI Convertible 2.0 R 2011>2016, Golf VI Convertible 2.0 TDI 2011>2016, Golf VI Convertible 2.0 TSI 2011>2016, Jetta III 2.0 2004>2010, Jetta III 2.8 VR6 2004>2010, Jetta IV 1.8 TSI 2010>2018, Jetta IV 2.5 2010>2018, Passat 1.4 TSI 2010>2014, Passat 1.4 TSI EcoFuel 2010>2014, Passat 1.4 TSI MultiFuel 2010>2014, Passat 1.6 TDI 2010>2014, Passat 1.8 TSI 2010>2014, Passat 2.0 TDI 2010>2014, Passat 2.0 TSI 2010>2014, Passat 2.0 TSI 2005>2010, Passat 3.6 FSI 2005>2010, Passat Alltrack 1.8 TSI 2012>2014, Passat Alltrack 2.0 TDI 2012>2014, Passat CC 1.4 TSI MultiFuel 2008>2012, Passat Variant 1.4 TSI 2010>2015, Passat Variant 1.4 TSI EcoFuel 2010>2015, Passat Variant 1.4 TSI MultiFuel 2010>2015, Passat Variant 1.6 TDI 2010>2015, Passat Variant 1.8 TSI 2010>2015, Passat Variant 2.0 TDI 2010>2015, Passat Variant 2.0 TSI 2010>2015, Passat Variant 2.0 2005>2011, Passat Variant 3.6 FSI 2005>2011, Sharan 1.8 TSI 2010>1900, Tiguan 2.0 TFSI 2007>2018, Tiguan 2.0 TFSI 4motion 2007>2018;

SKODA: Octavia II 1.2 TSI 2004>2013, Octavia II 1.4 2004>2013, Octavia II 1.4 TSI 2004>2013, Octavia II 1.6 2004>2013, Octavia II 1.6 FSI 2004>2013, Octavia II 1.6 LPG 2004>2013, Octavia II 1.6 MultiFuel 2004>2013, Octavia II 1.6 TDI 2004>2013, Octavia II 1.8 TSI 2004>2013, Octavia II 1.9 TDI 2004>2013, Octavia II 2.0 FSI 2004>2013, Octavia II 2.0 RS 2004>2013, Octavia II 2.0 TDI 2004>2013, Octavia II 2.0 TDI 16V 2004>2013, Octavia II 2.0 TDI RS 2004>2013, Octavia II Combi 1.2 TSI 2004>2013, Octavia II Combi 1.4 2004>2013, Octavia II Combi 1.4 TSI 2004>2013, Octavia II Combi 1.6 2004>2013, Octavia II Combi 1.6 FSI 2004>2013, Octavia II Combi 1.6 LPG 2004>2013, Octavia II Combi 1.6 MultiFuel 2004>2013, Octavia II Combi 1.6 TDI 2004>2013, Octavia II Combi 1.8 TSI 2004>2013, Octavia II Combi 1.9 TDI 2004>2013, Octavia II Combi 2.0 FSI 2004>2013, Octavia II Combi 2.0 RS 2004>2013, Octavia II Combi 2.0 TDI 2004>2013, Octavia II Combi 2.0 TDI 16V 2004>2013, Octavia II Combi 2.0 TDI RS 2004>2013, Superb II 1.4 TSI 2008>2015, Superb II 1.6 TDI 2008>2015, Superb II 1.8 TSI 2008>2015, Superb II 1.9 TDI 2008>2015, Superb II 2.0 TDI 2008>2015, Superb II 2.0 TDI 16V 2008>2015, Superb II 2.0 TDI 4x4 2008>2015, Superb II 2.0 TSI 2008>2015, Superb II Estate 1.4 TSI 2009>2015, Superb II Estate 1.6 TDI 2009>2015, Superb II Estate 1.8 TSI 2009>2015, Superb II Estate 1.9 TDI 2009>2015, Superb II Estate 2.0 TDI 2009>2015, Superb II Estate 2.0 TDI 16V 2009>2015, Superb II Estate 2.0 TDI 4x4 2009>2015, Superb II Estate 2.0 TSI 2009>2015, Yeti 1.2 TSI 2009>2017, Yeti 1.4 TSI 2009>2017, Yeti 1.6 2009>2017, Yeti 1.6 TDI 2009>2017, Yeti 2.0 TDI 2009>2017, Octavia II Combi 2.0 FSI 4x4 2004>2013, Octavia II Combi 2.0 TDI 16V 4x4 2004>2013, Octavia II Combi 2.0 TDI 4x4 2004>2013, Superb II 1.8 TSI 4x4 2008>2015, Superb II 2.0 TDI 16V 4x4 2008>2015, Superb II 3.6 FSI 4x4 2008>2015, Superb II Estate 1.8 TSI 4x4 2009>2015, Superb II Estate 2.0 TDI 16V 4x4 2009>2015, Superb II Estate 3.6 V6 4x4 2009>2015

GS2024

REAR WHEEL SENSOR (LEFT SIDE)

REPLACES / REEMPLAZA:

VW: 1K0927807, 0986594561, WHT003859A/0986594506; **Bosch:** 0 986 594 506; **Delphi:** SS20033; **Meat & Doria:** 90049; **Mobiletron:** AB-EU017

APPLICATION / APLICACIÓN:

AUDI: A3 1.2 TSI 2003>2012, A3 1.4 TFSI 2003>2012, A3 1.6 2003>2012, A3 1.6 E-Power 2003>2012, A3 1.6 FSI 2003>2012, A3 1.6 TDI 2003>2012, A3 1.8 TFSI 2003>2012, A3 1.9 TDI 2003>2012, A3 2.0 FSI 2003>2012, A3 2.0 TDI 2003>2012, A3 2.0 TDI 16V 2003>2012, A3 2.0 TFSI 2003>2012, A3 Convertible 1.2 TFSI 2008>2013, A3 Convertible 1.4 TFSI 2008>2013, A3 Convertible 1.6 2008>2013, A3 Convertible 1.6 TDI 2008>2013, A3 Convertible 1.8 TFSI 2008>2013, A3 Convertible 1.9 TDI 2008>2013, A3 Convertible 2.0 TDI 2008>2013, A3 Convertible 2.0 TFSI 2008>2013, A3 Sportback 1.2 TSI 2004>2013, A3 Sportback 1.4 TFSI 2004>2013, A3 Sportback 1.6 2004>2013, A3 Sportback 1.6 E-Power 2004>2013, A3 Sportback 1.6 FSI 2004>2013, A3 Sportback 1.6 TDI 2004>2013, A3 Sportback 1.8 TFSI 2004>2013, A3 Sportback 1.9 TDI 2004>2013, A3 Sportback 2.0 FSI 2004>2013, A3 Sportback 2.0 TDI 16V 2004>2013, A3 Sportback 2.0 TFSI 2004>2013, A3 Sportback 2.0 TFSI quattro 2004>2013, Q3 1.4 TFSI 2011>2018, Q3 1.4 TSI 2011>2018, Q3 2.0 TDI 2011>2018, Q3 2.0 TFSI quattro 2011>2018, TT 1.8 TFSI 2006>2014, TT 2.0 TFSI 2006>2014, TT Roadster 1.8 TFSI 2007>2014, TT Roadster 2.0 TFSI 2007>2014, A3 1.8 T 2003>2012, A3 1.8 TFSI quattro 2003>2012, A3 2.0 TDI 16V quattro 2003>2012, A3 2.0 TDI quattro 2003>2012, A3 3.2 V6 quattro 2003>2012, A3 S3 quattro 2003>2012, A3 Sportback 1.8 TFSI quattro 2004>2013, A3 Sportback 2.0 TDI 16V quattro 2004>2013, A3 Sportback 2.0 TDI quattro 2004>2013, A3 Sportback 3.2 V6 quattro 2004>2013, A3 Sportback RS3 quattro 2004>2013, A3 Sportback S3 quattro 2004>2013, Q3 1.4 TFSI Flex 2011>2018, Q3 2.0 TDI quattro 2011>2018, Q3 2.0 TFSI 2011>2018, Q3 RS 2.5 quattro 2011>2018, Q3 RS perparamance 2.5 quattro 2011>2018, TT 2.0 TDI quattro 2006>2014, TT 2.0 TFSI quattro 2006>2014, TT 2.0 TTS quattro 2006>2014, TT 2.5 RS quattro 2006>2014, TT 3.2 V6 quattro 2006>2014, TT 2.0 TFSI 2014>1900, TT Roadster 2.0 TDI quattro 2007>2014, TT Roadster 2.0 TFSI quattro 2007>2014, TT Roadster 2.0 TTS quattro 2007>2014, TT Roadster 2.5 RS quattro 2007>2014, TT Roadster 3.2 V6 quattro 2007>2014, TT Roadster 2.0 TFSI 2014>1900, SEAT: ALHAMBRA 1.4 TSI 2010>2011, ALHAMBRA 1.8 TSI 2010>2011, ALHAMBRA 2.0 TDI 2010>2011, ALHAMBRA 2.0 TDI 4Drive 2010>2011, ALHAMBRA 2.0 TSI 2010>2011, Altea 1.2 TSI 2004>2011, Altea 1.4 16V 2004>2011, Altea 1.4 TSI 2004>2011, Altea 1.6 2004>2011, Altea 1.6 LPG 2004>2011, Altea 1.6 Multifuel 2004>2011, Altea 1.6 TDI 2004>2011, Altea 1.8 TFSI 2004>2011, Altea 1.9 TDI 2004>2011, Altea 2.0 FSI 2004>2011, Altea 2.0 TDI 2004>2011, Altea 2.0 TDI 16V 2004>2011, Altea 2.0 TFSI 2004>2011, Altea XL 1.2 TSI 2006>2010, Altea XL 1.4 16V 2006>2010, Altea XL 1.4 TSI 2006>2010, Altea XL 1.6 2006>2010, Altea XL 1.6 LPG 2006>2010, Altea XL 1.6 Multifuel 2006>2010, Altea XL 1.6 TDI 2006>2010, Altea XL 1.8 TFSI 2006>2010, Altea XL 1.8 TFSI 2006>2010, Altea XL 1.9 TDI 2006>2010, Altea XL 1.9 TDI 4x4 2006>2010, Altea XL 1.9 TDI 2.0 FSI 2006>2010, Altea XL 2.0 TDI 2006>2010, Altea XL 2.0 TDI 16V 2006>2010, Altea XL 2.0 TDI 16V 4x4 2006>2010, Altea XL 2.0 TFSI 2006>2010, Altea XL 2.0 TFSI 4x4 2006>2010, Leon 1.2 TSI 2005>2012, Leon 1.4 16V 2005>2012, Leon 1.4 TSI 2005>2012, Leon 1.6 2005>2012, Leon 1.6 LPG 2005>2012, Leon 1.6 Multifuel 2005>2012, Leon 1.6 TDI 2005>2012, Leon 1.8 TSI 2005>2012, Leon 1.9 TDI 2005>2012, Leon 2.0 Cupra R 2005>2012, Leon 2.0 FSI 2005>2012, Leon 2.0 TDI 2005>2012, Leon 2.0 TDI 16V 2005>2012, Leon 2.0 TFSI 2005>2012, Toledo III 1.4 16V 2004>2009, Toledo III 1.4 TSI 2004>2009, Toledo III 1.6 2004>2009, Toledo III 1.8 TFSI 2004>2009, Toledo III 1.9 TDI 2004>2009, Toledo III 2.0 FSI 2004>2009, Toledo III 2.0 TDI 2004>2009, Toledo III 2.0 TDI 16V 2004>2009, Toledo III 2.0 TFSI 2004>2009, Altea XL 2.0 TDI 4x4 2006>2010;

VW: Beetle 1.2 TSI 2011>2019, Beetle 1.2 TSI 16V 2011>2019, Beetle 1.4 TSI 2011>2019, Beetle 1.6 TDI 2011>2019, Beetle 2.0 TDI 2011>2019, Beetle 2.0 TSI 2011>2019, Beetle Convertible 1.2 TSI 2011>2019, Beetle Convertible 1.2 TSI 16V 2011>2019, Beetle Convertible 1.4 TSI 2011>2019, Beetle Convertible 1.6 TDI 2011>2019, Beetle Convertible 2.0 TDI 2011>2019, Beetle Convertible 2.0 TSI 2011>2019, EOS 1.4 TSI 2006>2015, EOS 1.6 FSI 2006>2015, EOS 2.0 FSI 2006>2015, EOS 2.0 TDI 2006>2015, EOS 2.0 TDI 16V 2006>2015, EOS 2.0 TFSI 2006>2015, EOS 3.2 V6 2006>2015, EOS 3.6 V6 2006>2015, Golf PLUS 1.2 TSI 2004>2013, Golf PLUS 1.4 16V 2004>2013, Golf PLUS 1.4 FSI 2004>2013, Golf PLUS 1.4 TSI 2004>2013, Golf PLUS 1.6 2004>2013, Golf PLUS 1.6 BiFuel 2004>2013, Golf PLUS 1.6 FSI 2004>2013, Golf PLUS 1.6 Multifuel 2004>2013, Golf PLUS 1.6 TDI 2004>2013, Golf PLUS 1.9 TDI 2004>2013, Golf PLUS 2.0 FSI 2004>2013, Golf PLUS 2.0 TDI 2004>2013, Golf PLUS 2.0 TDI 16V 2004>2013, Golf PLUS Van 1.2 TSI 2009>2014, Golf PLUS Van 1.4 TSI 2009>2014, Golf PLUS Van 1.6 TDI 2009>2014, Golf PLUS Van 2.0 TDI 2009>2014, Golf V 1.4 16V 2003>2009, Golf V 1.4 FSI 2003>2009, Golf V 1.4 TSI 2003>2009, Golf V 1.6 2003>2009, Golf V 1.6 FSI 2003>2009, Golf V 1.6 Multifuel 2003>2009, Golf V 1.9 TDI 2003>2009, Golf V 1.9 TDI 4motion 2003>2009, Golf V 2.0 2003>2009, Golf V 2.0 FSI 2003>2009, Golf V 2.0 FSI 4motion 2003>2009, Golf V 2.0 GTI 2003>2009, Golf V 2.0 SDI 2003>2009, Golf V 2.0 TDI 2003>2009, Golf V 2.0 TDI 16V 2003>2009, Golf V 2.0 TDI 16V 4motion 2003>2009, Golf V 2.0 TDI 4motion 2003>2009, Golf V 3.2 R32 4motion 2003>2009, Golf V Variant 1.4 2007>2009, Golf V Variant 1.4 TSI 2007>2009, Golf V Variant 1.6 2007>2009, Golf V Variant 1.6 Multifuel 2007>2009, Golf V Variant 1.9 TDI 2007>2009, Golf V Variant 1.9 TDI 4motion 2007>2009, Golf V Variant 2.0 2007>2009, Golf V Variant 2.0 TDI 2007>2009, Golf V Variant 2.0 TDI 16V 2007>2009, Golf V Variant 2.5 2007>2009, Golf VAN VI Variant 1.2 TSI 2009>2014, Golf VAN VI Variant 1.4 TSI 2009>2014, Golf VAN VI Variant 1.6 TDI 2009>2014, Golf VAN VI Variant 1.6 TDI BlueMotion 2009>2014, Golf VAN VI Variant 2.0 TDI 2009>2014, Golf VI 1.2 TSI 2008>2013, Golf VI 1.4 2008>2013, Golf VI 1.4 TSI 2008>2013, Golf VI 1.6 2008>2013, Golf VI 1.6 BiFuel 2008>2013, Golf VI 1.6 TSI 2008>2013, Golf VI 1.6 TSI 2008>2013, Golf VI 1.8 TSI 2008>2013, Golf VI 2.0 GTI 2008>2013, Golf VI 2.0 TDI 2008>2013, Golf VI Convertible 1.2 TSI 2011>2016, Golf VI Convertible 1.4 TSI 2011>2016, Golf VI Convertible 1.6 TDI 2011>2016, Golf VI Van 1.2 TSI 2008>2012, Golf VI Van 1.2 TSI BlueMotion 2008>2012, Golf VI Van 1.4 TSI 2008>2012, Golf VI Van 1.6 TDI 2008>2012, Golf VI Van 1.6 TDI BlueMotion 2008>2012, Golf VI Van 2.0 GTI 2008>2012, Golf VI Van 2.0 TDI 2008>2012, Golf VI Van TSI 2008>2012, Golf VI Variant 1.2 TSI 2009>2014, Golf VI Variant 1.4 2009>2014, Golf VI Variant 1.4 TSI 2009>2014, Golf VI Variant 1.6 2009>2014, Golf VI Variant 1.6 Multifuel 2009>2014, Golf VI Variant 1.6 TSI 2009>2014, Golf VI Variant 1.6 TSI 2009>2014, Golf VI Variant 1.6 TDI 2009>2014, Golf VI Variant 1.6 TDI 4motion 2009>2014, Golf VI Variant 2.0 TDI 2009>2014, Golf VI Variant 2.0 TSI 2009>2014, Golf VI Variant 2.5 2009>2014, Jetta III 1.4 TSI 2004>2010, Jetta III 1.6 2004>2010, Jetta III 1.6 FSI 2004>2010, Jetta III 1.6 Multifuel 2004>2010, Jetta III 1.6 TDI 2004>2010, Jetta III 1.9 TDI 2004>2010, Jetta III 2.0 FSI 2004>2010, Jetta III 2.0 TDI 2004>2010, Jetta III 2.0 TDI 16V 2004>2010, Jetta III 2.0 TFSI 2004>2010, Jetta III 2.5 2004>2010, Jetta IV 1.2 TSI 2010>2018, Jetta IV 1.2 TSI 16V 2010>2018, Jetta IV 1.4 TSI 2010>2018, Jetta IV 1.4 TSI Hybrid 2010>2018, Jetta IV 1.6 2010>2018, Jetta IV 1.6 MPI 2010>2018, Jetta IV 1.6 TDI 2010>2018, Jetta IV 2.0 2010>2018, Jetta IV 2.0 Flex 2010>2018, Jetta IV 2.0 TDI 2010>2018, Jetta IV 2.0 TSI 2010>2018, Jetta Saloon 1.4 TSI 2017>1900, Passat 1.4 TSI 2005>2010, Passat 1.4 TSI EcoFuel 2005>2010, Passat 1.6 2005>2010, Passat 1.6 FSI 2005>2010, Passat 1.6 TDI 2005>2010, Passat 1.8 TSI 2005>2010, Passat 1.9 TDI 2005>2010, Passat 2.0 BlueTDI 2005>2010, Passat 2.0 FSI 2005>2010, Passat 2.0 TDI 2005>2010, Passat 2.0 TDI 16V 2005>2010, Passat 2.0 TDI 16V 4motion 2005>2010, Passat 2.0 TDI 4motion 2005>2010, Passat 2.5 2011>1900, Passat CC 1.8 TSI 2008>2012, Passat CC 2.0 BlueTDI 2008>2012, Passat CC 2.0 TDI 2008>2012, Passat CC 2.0 TSI 2008>2012, Passat CC 3.6 FSI 2008>2012, Passat Variant 1.4 TSI 2005>2011, Passat Variant 1.4 TSI EcoFuel 2005>2011, Passat Variant 1.6 2005>2011, Passat Variant 1.6 FSI 2005>2011, Passat Variant 1.6 TDI 2005>2011, Passat Variant 1.8 TSI 2005>2011, Passat Variant 1.9 TDI 2005>2011, Passat Variant 2.0 BlueTDI 2005>2011, Passat Variant 2.0 FSI 2005>2011, Passat Variant 2.0 TDI 2005>2011, Passat Variant 2.0 TDI 16V 2005>2011, Passat Variant 2.0 TDI 16V 4motion 2005>2011, Passat Variant 2.0 TDI 4motion 2005>2011, Scirocco 1.4 TSI 2008>2017, Scirocco 2.0 R 2008>2017, Scirocco 2.0 TDI 2008>2017, Scirocco 2.0 TSI 2008>2017, Scirocco Van 1.4 TSI 2008>2014, Scirocco Van 2.0 TDI 2008>2014, Scirocco Van 2.0 TFSI 2008>2014, Sharan 1.4 TSI 2010>1900, Sharan 2.0 TDI 2010>1900, Sharan 2.0 TDI 4motion 2010>1900, Sharan 2.0 TSI 2010>1900, Tiguan 1.4 TSI 2007>2018, Tiguan 2.0 TDI 2007>2018, Touran 1.4 FSI 2003>2010, Touran 1.4 TSI 2003>2010, Touran 1.4 TSI EcoFuel 2003>2010, Touran 1.6 2003>2010, Touran 1.6 BiFuel 2003>2010, Touran 1.6 FSI 2003>2010, Touran 1.9 TDI 2003>2010, Touran 2.0 EcoFuel 2003>2010, Touran 2.0 FSI 2003>2010, Touran 2.0 TDI 2003>2010, Touran 2.0 TDI 16V 2003>2010, Touran 1.2 TSI 2010>2015, Touran 1.4 TSI 2010>2015, Touran 1.4 TSI EcoFuel 2010>2015, Touran 1.6 TDI 2010>2015, Touran 2.0 TDI 2010>2015, Beetle 1.8 TSI 2011>2019, Beetle 2.5 2011>2019, Beetle Convertible 1.8 TSI 2011>2019, Beetle Convertible 2.5 2011>2019, CC 1.4 TSI 2011>2016, CC 1.4 TSI Multifuel 2011>2016, CC 1.8 TSI 2011>2016, CC 2.0 TDI 2011>2016, CC 2.0 TSI 2011>2016, Golf V 1.8 T 2003>2009, Golf V 2.5 2003>2009, Golf VI 2.0 2008>2013, Golf VI 2.0 R 4motion 2008>2013, Golf VI 2.5 2008>2013, Golf VI Blue E-Motion 2008>2013, Golf VI Convertible 1.2 TSI 16V 2011>2016, Golf VI Convertible 2.0 GTI 2011>2016, Golf VI Convertible 2.0 R 2011>2016, Golf VI Convertible 2.0 TDI 2011>2016, Golf VI Convertible 2.0 TSI 2011>2016, Jetta III 2.0 2004>2010, Jetta III 2.8 VR6 2004>2010, Jetta IV 1.8 TSI 2010>2018, Jetta IV 2.5 2010>2018, Passat 1.4 TSI 2010>2014, Passat 1.4 TSI EcoFuel 2010>2014, Passat 2.0 2005>2010, Passat 3.6 FSI 2005>2010, Passat CC 1.4 TSI Multifuel 2008>2012, Passat Variant 1.4 TSI 2010>2015, Passat Variant 1.4 TSI EcoFuel 2010>2015, Passat Variant 1.4 TSI Multifuel 2010>2015, Passat Variant 1.6 TDI 2010>2015, Passat Variant 1.8 TSI 2010>2015, Passat Variant 2.0 TDI 2010>2015, Passat Variant 2.0 TSI 2010>2015, Passat Variant 2.0 2005>2011, Passat Variant 3.6 FSI 2005>2011, Sharan 1.8 TSI 2010>1900, Tiguan 2.0 TFSI 2007>2018, Tiguan 2.0 TFSI 4motion 2007>2018;

SKODA: Octavia II 1.2 TSI 2004>2013, Octavia II 1.4 2004>2013, Octavia II 1.4 TSI 2004>2013, Octavia II 1.6 2004>2013, Octavia II 1.6 FSI 2004>2013, Octavia II 1.8 TSI 2004>2013, Octavia II 1.8 TSI 2004>2013, Octavia II 1.9 TDI 2004>2013, Octavia II 2.0 FSI 2004>2013, Octavia II 2.0 RS 2004>2013, Octavia II 2.0 TDI 2004>2013, Octavia II 2.0 TDI 16V 2004>2013, Octavia II 2.0 TDI RS 2004>2013...

CONTINUE...



GS2024

REAR WHEEL SENSOR (LEFT SIDE)

REPLACES / REEMPLAZA:

VW: 1K0927807, 0986594561, WHT003859A/0986594506; **Bosch:** 0 986 594 506; **Delphi:** SS20033; **Meat & Doria:** 90049; **Mobiletron:** AB-EU017

APPLICATION / APLICACIÓN:

SKODA: Octavia II Combi 1.2 TSI 2004>2013, Octavia II Combi 1.4 2004>2013, Octavia II Combi 1.4 TSI 2004>2013, Octavia II Combi 1.6 2004>2013, Octavia II Combi 1.6 FSI 2004>2013, Octavia II Combi 1.6 LPG 2004>2013, Octavia II Combi 1.6 MultiFuel 2004>2013, Octavia II Combi 1.6 TDI 2004>2013, Octavia II Combi 1.8 TSI 2004>2013, Octavia II Combi 1.9 TDI 2004>2013, Octavia II Combi 2.0 FSI 2004>2013, Octavia II Combi 2.0 RS 2004>2013, Octavia II Combi 2.0 TDI 2004>2013, Octavia II Combi 2.0 TDI 16V 2004>2013, Octavia II Combi 2.0 TDI RS 2004>2013, Superb II 1.4 TSI 2008>2015, Superb II 1.6 TDI 2008>2015, Superb II 1.8 TSI 2008>2015, Superb II 1.9 TDI 2008>2015, Superb II 2.0 TDI 2008>2015, Superb II 2.0 TDI 16V 2008>2015, Superb II 2.0 TSI 2008>2015, Superb II Estate 1.4 TSI 2009>2015, Superb II Estate 1.6 TDI 2009>2015, Superb II Estate 1.8 TSI 2009>2015, Superb II Estate 1.9 TDI 2009>2015, Superb II Estate 2.0 TDI 2009>2015, Superb II Estate 2.0 TDI 16V 2009>2015, Superb II Estate 2.0 TSI 2009>2015, Superb III Estate 2.0 TDI 2015>1900, Yeti 1.2 TSI 2009>2017, Yeti 1.4 TSI 2009>2017, Yeti 1.6 2009>2017, Yeti 1.6 TDI 2009>2017, Yeti 2.0 TDI 2009>2017, Octavia II Combi 2.0 FSI 4x4 2004>2013, Octavia II Combi 2.0 TDI 16V 4x4 2004>2013, Octavia II Combi 2.0 TDI 4x4 2004>2013, Superb II 1.8 TSI 4x4 2008>2015, Superb II 2.0 TDI 16V 4x4 2008>2015, Superb II 2.0 TDI 4x4 2008>2015, Superb II 3.6 FSI 4x4 2008>2015, Superb II Estate 1.8 TSI 4x4 2009>2015, Superb II Estate 2.0 TDI 16V 4x4 2009>2015, Superb II Estate 2.0 TDI 4x4 2009>2015, Superb II Estate 3.6 V6 4x4 2009>2015



GS2025

FRONT WHEEL SENSOR (BOTH SIDES)

REPLACES / REEMPLAZA:

Audi: 8E0927803, 8E0927803A, 0265006683, 0265006682; **Meat & Doria:** 90068; **Mobiletron:** AB-EU107

APPLICATION / APLICACIÓN:

AUDI: A4 1.6 2000>2004, A4 1.8 T 2000>2004, A4 1.8 T quattro 2000>2004, A4 1.9 TDI 2000>2004, A4 1.9 TDI quattro 2000>2004, A4 2.0 2000>2004, A4 2.0 FSI 2000>2004, A4 2.4 2000>2004, A4 2.5 TDI 2000>2004, A4 2.5 TDI quattro 2000>2004, A4 3.0 2000>2004, A4 3.0 quattro 2000>2004, A4 S4 quattro 2000>2004, A4 1.6 2004>2008, A4 1.8 T 2004>2008, A4 1.8 T quattro 2004>2008, A4 1.9 TDI 2004>2008, A4 2.0 2004>2008, A4 2.0 TDI 2004>2008, A4 2.0 TDI 16V 2004>2008, A4 2.0 TDI quattro 2004>2008, A4 2.0 TFSI 2004>2008, A4 2.0 TFSI quattro 2004>2008, A4 2.5 TDI 2004>2008, A4 2.7 TDI 2004>2008, A4 3.0 2004>2008, A4 3.0 quattro 2004>2008, A4 3.0 TDI quattro 2004>2008, A4 3.2 FSI 2004>2008, A4 3.2 FSI quattro 2004>2008, A4 RS4 quattro 2004>2008, A4 S4 quattro 2004>2008, A4 Avant 1.6 2001>2004, A4 Avant 1.8 T 2001>2004, A4 Avant 1.8 T quattro 2001>2004, A4 Avant 1.9 TDI 2001>2004, A4 Avant 1.9 TDI quattro 2001>2004, A4 Avant 2.0 2001>2004, A4 Avant 2.0 FSI 2001>2004, A4 Avant 2.4 2001>2004, A4 Avant 2.5 TDI 2001>2004, A4 Avant 2.5 TDI quattro 2001>2004, A4 Avant 3.0 2001>2004, A4 Avant 3.0 quattro 2001>2004, A4 Avant S4 quattro 2001>2004, A4 Avant 1.6 2004>2008, A4 Avant 1.8 T 2004>2008, A4 Avant 1.8 T quattro 2004>2008, A4 Avant 1.9 TDI 2004>2008, A4 Avant 2.0 2004>2008, A4 Avant 2.0 TDI 2004>2008, A4 Avant 2.0 TDI 16V 2004>2008, A4 Avant 2.0 TDI quattro 2004>2008, A4 Avant 2.0 TFSI 2004>2008, A4 Avant 2.0 TFSI quattro 2004>2008, A4 Avant 2.5 TDI 2004>2008, A4 Avant 2.7 TDI 2004>2008, A4 Avant 3.0 2004>2008, A4 Avant 3.0 quattro 2004>2008, A4 Avant 3.0 TDI quattro 2004>2008, A4 Avant 3.2 FSI 2004>2008, A4 Avant 3.2 FSI quattro 2004>2008, A4 Avant RS4 quattro 2004>2008, A4 Avant S4 quattro 2004>2008, A4 Convertible 1.8 T 2002>2009, A4 Convertible 1.8 T quattro 2002>2009, A4 Convertible 2.0 2002>2009, A4 Convertible 2.0 TDI 2002>2009, A4 Convertible 2.0 TFSI 16V 2002>2009, A4 Convertible 2.4 2002>2009, A4 Convertible 2.5 TDI 2002>2009, A4 Convertible 3.0 2002>2009, A4 Convertible 3.0 quattro 2002>2009, A4 Convertible 3.0 TDI quattro 2002>2009, A4 Convertible 3.2 FSI 2002>2009, A4 Convertible 3.2 FSI quattro 2002>2009, A4 Convertible S4 quattro 2002>2009



GS2026

REAR WHEEL SENSOR (BOTH SIDES)

REPLACES / REEMPLAZA:

Audi: 8E0927807B, 0265006681; **Bosch:** 0 265 006 681; **Delphi:** SS20286; **Meat & Doria:** 90508; **Mobiletron:** AB-EU111

APPLICATION / APLICACIÓN:

AUDI: A4 1.6 2000>2004, A4 1.8 T 2000>2004, A4 1.8 T quattro 2000>2004, A4 1.9 TDI 2000>2004, A4 1.9 TDI quattro 2000>2004, A4 2.0 2000>2004, A4 2.0 FSI 2000>2004, A4 2.4 2000>2004, A4 2.5 TDI 2000>2004, A4 2.5 TDI quattro 2000>2004, A4 3.0 2000>2004, A4 3.0 quattro 2000>2004, A4 S4 quattro 2000>2004, A4 1.6 2004>2008, A4 1.8 T 2004>2008, A4 1.8 T quattro 2004>2008, A4 1.9 TDI 2004>2008, A4 2.0 2004>2008, A4 2.0 TDI 2004>2008, A4 2.0 TDI 16V 2004>2008, A4 2.0 TDI quattro 2004>2008, A4 2.0 TFSI 2004>2008, A4 2.0 TFSI quattro 2004>2008, A4 2.5 TDI 2004>2008, A4 2.7 TDI 2004>2008, A4 3.0 2004>2008, A4 3.0 quattro 2004>2008, A4 3.0 TDI quattro 2004>2008, A4 3.2 FSI 2004>2008, A4 3.2 FSI quattro 2004>2008, A4 RS4 quattro 2004>2008, A4 S4 quattro 2004>2008, A4 Avant 1.6 2001>2004, A4 Avant 1.8 T 2001>2004, A4 Avant 1.8 T quattro 2001>2004, A4 Avant 1.9 TDI 2001>2004, A4 Avant 1.9 TDI quattro 2001>2004, A4 Avant 2.0 2001>2004, A4 Avant 2.0 FSI 2001>2004, A4 Avant 2.4 2001>2004, A4 Avant 2.5 TDI 2001>2004, A4 Avant 2.5 TDI quattro 2001>2004, A4 Avant 3.0 2001>2004, A4 Avant 3.0 quattro 2001>2004, A4 Avant S4 quattro 2001>2004, A4 Avant 1.6 2004>2008, A4 Avant 1.8 T 2004>2008, A4 Avant 1.8 T quattro 2004>2008, A4 Avant 1.9 TDI 2004>2008, A4 Avant 2.0 2004>2008, A4 Avant 2.0 TDI 2004>2008, A4 Avant 2.0 TDI 16V 2004>2008, A4 Avant 2.0 TDI quattro 2004>2008, A4 Avant 2.0 TFSI 2004>2008, A4 Avant 2.0 TFSI quattro 2004>2008, A4 Avant 2.5 TDI 2004>2008, A4 Avant 2.7 TDI 2004>2008, A4 Avant 3.0 2004>2008, A4 Avant 3.0 quattro 2004>2008, A4 Avant 3.0 TDI quattro 2004>2008, A4 Avant 3.2 FSI 2004>2008, A4 Avant 3.2 FSI quattro 2004>2008, A4 Avant RS4 quattro 2004>2008, A4 Avant S4 quattro 2004>2008, A4 Convertible 1.8 T 2002>2009, A4 Convertible 1.8 T quattro 2002>2009, A4 Convertible 2.0 2002>2009, A4 Convertible 2.0 TDI 2002>2009, A4 Convertible 2.0 TFSI 16V 2002>2009, A4 Convertible 2.4 2002>2009, A4 Convertible 2.5 TDI 2002>2009, A4 Convertible 3.0 2002>2009, A4 Convertible 3.0 quattro 2002>2009, A4 Convertible 3.0 TDI quattro 2002>2009, A4 Convertible 3.2 FSI 2002>2009, A4 Convertible 3.2 FSI quattro 2002>2009, A4 Convertible S4 quattro 2002>2009



GS2027

FRONT WHEEL SENSOR (BOTH SIDES)

REPLACES / REEMPLAZA:

Citroën: 4545C7, 96469712, 0265007665; **Bosch:** 0 265 007 665; **Delphi:** SS20380; **Meat & Doria:** 90589; **Mobiletron:** AB-EU294

APPLICATION / APLICACIÓN:

CITROËN: Xsara Picasso 1.6 1999>2012, Xsara Picasso 1.6 16V 1999>2012, Xsara Picasso 1.6 Chrono 1999>2012, Xsara Picasso 1.6 Flex 1999>2012, Xsara Picasso 1.6 HDi 1999>2012, Xsara Picasso 1.8 16V 1999>2012, Xsara Picasso 2.0 16V 1999>2012, Xsara Picasso 2.0 HDi 1999>2012, Xsara Picasso 1.6 16V LPG 1999>2012, Xsara Picasso 1.8 SX 1999>2012





GS2028

REAR WHEEL SENSOR (LEFT SIDE)

REPLACES / REEMPLAZA:

Citroën: 4545C9, 96469709; **Bosch:** 0 265 007 668; **A.B.S.:** 30640; **Meat & Doria:** 90590

APPLICATION / APLICACIÓN:

CITROËN: Berlingo First Box 1.4 Bivalent 2002>2011, Berlingo First Box 1.4 I 1999>2008, Berlingo First Box 1.4 I 1996>2011, Berlingo First Box 1.4 I Bivalent 2003>2005, Berlingo First Box 1.6 16V 2000>2015, Berlingo First Box 1.6 16V 2000>2008, Berlingo First Box 1.6 Hdi 75 2005>2011, Berlingo First Box 1.6 Hdi 90 2005>2011, Berlingo First Box 1.9 D 70 1999>2011, Berlingo First Box 1.9 D 70 4Wd 1998>2006, Berlingo First Box 2.0 Hdi 90 1999>2011, Berlingo First Box 2.0 Hdi 90 4Wd 2000>2005, Berlingo First Box Electric 1998>2005, Berlingo First Mpv 1.1 I 1996>2008, Berlingo First Mpv 1.4 2002>2006, Berlingo First Mpv 1.4 Bivalent 2002>2011, Berlingo First Mpv 1.4 I 1996>2011, Berlingo First Mpv 1.4 I Bivalent 2003>2008, Berlingo First Mpv 1.6 16V 2000>2011, Berlingo First Mpv 1.6 Hdi 75 2005>2011, Berlingo First Mpv 1.6 Hdi 90 2005>2008, Berlingo First Mpv 1.9 D 1998>2005, Berlingo First Mpv 1.9 D 4Wd 1998>2005, Berlingo First Mpv 2.0 Hdi 4X4 2002>2005, Berlingo First Mpv 2.0 Hdi 90 1999>2005, Berlingo First Mpv Electric 1998>2005, Xsara Picasso 1.6 1999>2010, Xsara Picasso 1.6 16V 2000>2015, Xsara Picasso 1.6 Chrono 2001>2004, Xsara Picasso 1.6 Flex 2006>2014, Xsara Picasso 1.6 Hdi 2004>2011, Xsara Picasso 1.8 16V 2000>2005, Xsara Picasso 2.0 16V 2003>2012, Xsara Picasso 2.0 Hdi 1999>2011;

PEUGEOT: Hoggar 1.4 Flex 2010>2015, Hoggar 1.6 1999>2010, Hoggar 1.6 Flex 2006>2014, Partner Box 1.4 2002>2006, Partner Box 1.4 Bifuel 2003>2006, Partner Box 1.6 Hdi 90 2005>2015, Partner Box 1.9 D 1996>2015, Partner Box 1.9 D 4X4 2004>2011, Partner Box 2.0 Hdi 1999>2011, Partner Box 2.0 Hdi 4X4 2004>2005, Partner Comspace 1.4 2002>2006, Partner Comspace 1.6 16V 2000>2015, Partner Comspace 1.6 Hdi 90 2005>2015, Partner Comspace 1.9 D 4X4 2004>2011, Partner Comspace 2.0 Hdi 1999>2011, Partner Comspace 2.0 Hdi 4X4 2004>2005, Partner Platform/Chassis 1.6 1999>2010, Partner Platform/Chassis 1.9 D 1996>2015



GS2029

REAR WHEEL SENSOR (RIGHT SIDE)

REPLACES / REEMPLAZA:

Citroën: 4545E6, 4545E0, 96585998; **Bosch:** 0 265 007 883; **A.B.S.:** 31219; **Delphi:** SS20348; **Meat & Doria:** 90592

APPLICATION / APLICACIÓN:

CITROËN: Berlingo First Box 1.4 Bivalent 2002>2011, Berlingo First Box 1.4 I 1999>2008, Berlingo First Box 1.4 I 1996>2011, Berlingo First Box 1.4 I Bivalent 2003>2005, Berlingo First Box 1.6 16V 2000>2015, Berlingo First Box 1.6 16V 2000>2008, Berlingo First Box 1.6 Hdi 75 2005>2011, Berlingo First Box 1.6 Hdi 90 2005>2011, Berlingo First Box 1.9 D 70 1999>2011, Berlingo First Box 1.9 D 70 4Wd 1998>2006, Berlingo First Box 2.0 Hdi 90 1999>2011, Berlingo First Box 2.0 Hdi 90 4Wd 2000>2005, Berlingo First Box Electric 1998>2005, Berlingo First Mpv 1.1 I 1996>2008, Berlingo First Mpv 1.4 2002>2006, Berlingo First Mpv 1.4 Bivalent 2002>2011, Berlingo First Mpv 1.4 I 1996>2011, Berlingo First Mpv 1.4 I Bivalent 2003>2008, Berlingo First Mpv 1.6 16V 2000>2011, Berlingo First Mpv 1.6 Hdi 75 2005>2011, Berlingo First Mpv 1.6 Hdi 90 2005>2008, Berlingo First Mpv 1.9 D 1998>2005, Berlingo First Mpv 1.9 D 4Wd 1998>2005, Berlingo First Mpv 2.0 Hdi 4X4 2002>2005, Berlingo First Mpv 2.0 Hdi 90 1999>2005, Berlingo First Mpv Electric 1998>2005, Xsara Picasso 1.6 1999>2010, Xsara Picasso 1.6 16V 2000>2015, Xsara Picasso 1.6 Chrono 2001>2004, Xsara Picasso 1.6 Flex 2006>2014, Xsara Picasso 1.6 Hdi 2004>2011, Xsara Picasso 1.8 16V 2000>2005, Xsara Picasso 2.0 16V 2003>2012, Xsara Picasso 2.0 Hdi 1999>2011 ;

PEUGEOT: Hoggar 1.4 Flex 2010>2015, Hoggar 1.6 1999>2010, Hoggar 1.6 Flex 2006>2014, Partner Box 1.4 2002>2006, Partner Box 1.4 Bifuel 2003>2006, Partner Box 1.6 Hdi 90 2005>2015, Partner Box 1.9 D 1996>2015, Partner Box 1.9 D 4X4 2004>2011, Partner Box 2.0 Hdi 1999>2011, Partner Box 2.0 Hdi 4X4 2004>2005, Partner Comspace 1.4 2002>2006, Partner Comspace 1.6 16V 2000>2015, Partner Comspace 1.6 Hdi 90 2005>2015, Partner Comspace 1.9 D 4X4 2004>2011, Partner Comspace 2.0 Hdi 1999>2011, Partner Comspace 2.0 Hdi 4X4 2004>2005, Partner Platform/Chassis 1.6 1999>2010, Partner Platform/Chassis 1.9 D 1996>2015



GS2030

FRONT WHEEL SENSOR (LEFT SIDE)

REPLACES / REEMPLAZA:

Honda: 57455S4KA52, 57455S84A51, 57455S84A52

APPLICATION / APLICACIÓN:

Honda: Accord Mk7 Coupe 2.0i 16v, Accord 2.3 1997>2003

PS: set of GS2031



GS2031

FRONT WHEEL SENSOR (RIGHT SIDE)

REPLACES / REEMPLAZA:

Honda: 57450S4KA52, 57450S84A51, 57450S84A52

APPLICATION / APLICACIÓN:

Honda: Accord Mk7 Coupe 2.0i 16v

PS: set of GS2030



GS2032

FRONT WHEEL SENSOR (LEFT SIDE) AND REAR WHEEL SENSOR (RIGHT SIDES)

REPLACES / REEMPLAZA:

Audi: 4E0927803A, 4E0927803D, 4E0927803F, 0265007930, 0265007728; **Bosch:** 0 265 007 728, 0 265 007 930; **Cargo:** 181878; **Meat & Doria:** 90506;

Mobileron: AB-EU139

APPLICATION / APLICACIÓN:

PORSCHE: 918 Spyder 4.6 2013>1900;

AUDI: A4 1.8 TFSI 2007>2015, A4 1.8 TFSI quattro 2007>2015, A4 2.0 TDI 2007>2015, A4 2.0 TDI quattro 2007>2015, A4 2.0 TFSI 2007>2015, A4 2.0 TFSI Flexible fuel 2007>2015, A4 2.0 TFSI Flexible fuel quattro 2007>2015, A4 2.7 TDI 2007>2015, A4 3.0 TDI 2007>2015, A4 3.0 TDI quattro 2007>2015, A4 3.0 TFSI quattro 2007>2015, A4 3.2 FSI 2007>2015, A4 3.2 FSI quattro 2007>2015, A4 S4 quattro 2007>2015, A4 Allroad 2.0 TDI quattro 2009>2016, A4 Allroad 2.0 TFSI quattro 2009>2016, A4 Allroad 3.0 TDI quattro 2009>2016, A4 Avant 1.8 TFSI 2007>2015, A4 Avant 1.8 TFSI quattro 2007>2015, A4 Avant 2.0 TDI 2007>2015, A4 Avant 2.0 TDI quattro 2007>2015, A4 Avant 2.0 TFSI 2007>2015, A4 Avant 2.0 TFSI Flexible fuel 2007>2015, A4 Avant 2.0 TFSI Flexible fuel quattro 2007>2015, A4 Avant 2.0 TFSI quattro 2007>2015, A4 Avant 2.7 TDI 2007>2015, A4 Avant 3.0 TDI 2007>2015, A4 Avant 3.0 TDI quattro 2007>2015, A4 Avant 3.0 TFSI quattro 2007>2015, A4 Avant 3.2 FSI 2007>2015, A4 Avant 3.2 FSI quattro 2007>2015, A4 Avant RS4 quattro 2007>2015, A4 Avant S4 quattro 2007>2015, A5 1.8 TFSI 2007>2017, A5 2.0 TDI 2007>2017, A5 2.0 TDI quattro 2007>2017, A5 2.0 TFSI 2007>2017, A5 2.0 TFSI quattro 2007>2017, A5 2.7 TDI 2007>2017, A5 2.7 TDI quattro 2007>2017, A5 3.0 TDI 2007>2017, A5 3.0 TDI quattro 2007>2017, A5 3.0 TFSI quattro 2007>2017, A5 3.2 FSI 2007>2017, A5 3.2 FSI quattro 2007>2017, A5 RS5 quattro 2007>2017, A5 S5 quattro 2007>2017, A5 Convertible 1.8 TFSI 2009>2017, A5 Convertible 2.0 TDI 2009>2017, A5 Convertible 2.0 TDI quattro 2009>2017, A5 Convertible 2.0 TFSI 2009>2017, A5 Convertible 2.0 TFSI quattro 2009>2017, A5 Convertible 2.7 TDI 2009>2017, A5 Convertible 3.0 TDI 2009>2017, A5 Convertible 3.0 TDI quattro 2009>2017, A5 Convertible 3.0 TFSI quattro 2009>2017, A5 Convertible 3.2 FSI 2009>2017, A5 Convertible 3.2 FSI quattro 2009>2017, A5 Convertible RS5 quattro 2009>2017, A5 Convertible S5 quattro 2009>2017, A5 Sportback 1.8 TFSI 2009>2017, A5 Sportback 2.0 TDI 2009>2017, A5 Sportback 2.0 TDI quattro 2009>2017, A5 Sportback 2.0 TFSI 2009>2017, A5 Sportback 2.0 TFSI quattro 2009>2017, A5 Sportback 2.7 TDI 2009>2017, A5 Sportback 3.0 TDI 2009>2017, A5 Sportback 3.0 TDI quattro 2009>2017, A5 Sportback 3.0 TFSI quattro 2009>2017, A5 Sportback 3.2 FSI quattro 2009>2017, A5 Sportback S5 quattro 2009>2017, A6 1.8 T 1997>2005, A6 1.9 TDI 1997>2005, A6 2.5 TDI 1997>2005, A6 2.5 TDI quattro 2006>2011, A6 2.0 TDI 2004>2011, A6 2.0 TFSI 2004>2011, A6 2.4 2004>2011, A6 2.4 quattro 2004>2011, A6 2.7 TDI 2004>2011, A6 2.7 TDI quattro 2004>2011, A6 2.8 FSI 2004>2011, A6 2.8 FSI quattro 2004>2011, A6 3.0 2004>2011, A6 3.0 quattro 2004>2011, A6 3.0 TDI quattro 2004>2011, A6 3.0 TFSI quattro 2004>2011, A6 3.2 FSI 2004>2011, A6 3.2 FSI quattro 2004>2011, A6 4.2 FSI quattro 2004>2011, A6 4.2 quattro 2004>2011, A6 RS6 quattro 2004>2011, A6 S6 quattro 2004>2011, A6 1.8 TFSI 2010>2018, A6 2.0 TDI 2010>2018, A6 2.0 TDI quattro 2010>2018, A6 2.0 TFSI 2010>2018, A6 2.0 TFSI hybrid 2010>2018, A6 2.0 TFSI quattro 2010>2018, A6 2.8 FSI 2010>2018, A6 2.8 FSI quattro 2010>2018, A6 3.0 TDI 2010>2018, A6 3.0 TDI quattro 2010>2018, A6 3.0 TFSI quattro 2010>2018, A6 S6 quattro 2010>2018, A6 Allroad 2.7 TDI quattro 2006>2011, A6 Allroad 3.0 TDI quattro 2006>2011, A6 Allroad 3.0 TFSI quattro 2012>2018, A6 Avant 1.8 T 1997>2005, A6 Avant 1.9 TDI 1997>2005, A6 Avant 2.5 TDI 1997>2005, A6 Avant 2.0 TDI 2004>2011, A6 Avant 2.0 TFSI 2004>2011, A6 Avant 2.4 2004>2011, A6 Avant 2.4 quattro 2004>2011, A6 Avant 2.7 TDI 2004>2011, A6 Avant 2.7 TDI quattro 2004>2011, A6 Avant 2.8 FSI 2004>2011, A6 Avant 2.8 FSI quattro 2004>2011, A6 Avant 3.0 2004>2011, A6 Avant 3.0 quattro 2004>2011, A6 Avant 3.0 TDI quattro 2004>2011, A6 Avant 3.0 TFSI quattro 2004>2011, A6 Avant 3.2 FSI 2004>2011, A6 Avant 3.2 FSI quattro 2004>2011, A6 Avant 4.2 FSI quattro 2004>2011, A6 Avant 4.2 quattro 2004>2011, A6 Avant RS6 quattro 2004>2011, A6 Avant S6 quattro 2004>2011, A6 Avant 1.8 TFSI 2011>2018, A6 Avant 2.8 FSI quattro 2011>2018, A6 Avant 3.0 TDI 2011>2018, A6 Avant 3.0 TDI quattro 2011>2018...

CONTINUE...

GS2032

FRONT WHEEL SENSOR (LEFT SIDE) AND REAR WHEEL SENSOR (RIGHT SIDES)

REPLACES / REEMPLAZA:

Audi: 4E0927803A, 4E0927803D, 4E0927803F, 0265007930, 0265007728; **Bosch:** 0 265 007 728, 0 265 007 930; **Cargo:** 181878; **Meat & Doria:** 90506; **Mobiletron:** AB-EU139

APPLICATION / APLICACIÓN:

AUDI: A6 Avant 3.0 TFSI quattro 2011>2018, A6 Avant RS6 perparamance quattro 2011>2018, A6 Avant RS6 quattro 2011>2018, A6 Avant S6 quattro 2011>2018, A7 Sportback 1.8 TFSI 2010>2018, A7 Sportback 2.0 TFSI 2010>2018, A7 Sportback 2.0 TFSI quattro 2010>2018, A7 Sportback 2.8 FSI 2010>2018, A7 Sportback 2.8 FSI quattro 2010>2018, A7 Sportback 3.0 TDI 2010>2018, A7 Sportback 3.0 TDI quattro 2010>2018, A7 Sportback 3.0 TFSI quattro 2010>2018, A7 Sportback RS7 perparamance quattro 2010>2018, A7 Sportback RS7 quattro 2010>2018, A7 Sportback S7 quattro 2010>2018, A8 3.7 1995>2002, A8 3.7 quattro 1995>2002, A8 4.2 quattro 1995>2002, A8 2.8 FSI 2002>2010, A8 3.0 2002>2010, A8 3.0 quattro 2002>2010, A8 3.0 TDI quattro 2002>2010, A8 3.2 FSI 2002>2010, A8 3.2 FSI quattro 2002>2010, A8 3.7 quattro 2002>2010, A8 4.0 TDI quattro 2002>2010, A8 4.2 FSI quattro 2002>2010, A8 4.2 quattro 2002>2010, A8 4.2 TDI quattro 2002>2010, A8 6.0 W12 quattro 2002>2010, A8 S8 quattro 2002>2010, A8 2.0 TFSI hybrid 2009>2018, A8 2.0 TFSI quattro 2009>2018, A8 2.5 TFSI 2009>2018, A8 3.0 TDI 2009>2018, A8 3.0 TDI quattro 2009>2018, A8 3.0 TFSI quattro 2009>2018, A8 4.0 TFSI quattro 2009>2018, A8 4.2 FSI quattro 2009>2018, A8 4.2 TDI quattro 2009>2018, A8 6.3 W12 quattro 2009>2018, A8 S8 plus quattro 2009>2018, A8 S8 quattro 2009>2018, Q5 2.0 Hybrid quattro 2008>2017, Q5 2.0 TDI 2008>2017, Q5 2.0 TDI quattro 2008>2017, Q5 2.0 TFSI hybrid quattro 2008>2017, Q5 2.0 TFSI quattro 2008>2017, Q5 3.0 TDI quattro 2008>2017, Q5 3.0 TFSI quattro 2008>2017, Q5 3.2 FSI quattro 2008>2017, Q5 SQ5 TDI quattro 2008>2017, Q5 SQ5 TFSI quattro 2008>2017, R8 4.2 FSI quattro 2007>2015, R8 5.2 FSI quattro 2007>2015, R8 5.2 FSI quattro 2015>1900, R8 5.2 FSI RWS 2015>1900, R8 Spyder 4.2 FSI quattro 2010>2015, R8 Spyder 5.2 FSI quattro 2010>2015, R8 Spyder 5.2 FSI quattro 2016>1900, R8 Spyder 5.2 FSI RWS 2016>1900;

BENTLEY: Continental Convertible 4.0 AWD 2006>2018, Continental Convertible 4.0 Flex AWD 2006>2018, Continental Convertible 6.0 All-wheel Drive 2006>2018, Continental Convertible 6.0 AWD 2006>2018, Continental Convertible 6.0 CS ISR 2006>2018, Continental Convertible 6.0 Flex AWD 2006>2018, Continental Coupe 4.0 2003>2018, Continental Coupe 4.0 Flex 2003>2018, Continental Coupe 4.0 GT 2003>2018, Continental Coupe 6.0 2003>2018, Continental Coupe 6.0 AWD 2003>2018, Continental Coupe 6.0 Flex 2003>2018, Continental Coupe 6.0 Supersports AWD 2003>2018, Continental Flying SPUR 6.0 2005>2013, Continental Flying SPUR 6.0 Flex 2005>2013, Flying SPUR 4.0 2013>1900, Flying SPUR 4.0 Flex 2013>1900, Flying SPUR 6.0 2013>1900, Flying SPUR 6.0 Flex 2013>1900, Flying SPUR V8 S 4.0 2013>1900, Flying SPUR W12 S 6.0 2013>1900, MULSANNE 6.8 2009>1900;

VW: Phaeton 3.0 V6 TDI 4motion 2002>2016, Phaeton 3.2 V6 2002>2016, Phaeton 3.2 V6 4motion 2002>2016, Phaeton 3.6 V6 4motion 2002>2016, Phaeton 4.2 V8 4motion 2002>2016, Phaeton 5.0 V10 TDI 4motion 2002>2016, Phaeton 6.0 W12 4motion 2002>2016

GS2033

FRONT WHEEL SENSOR (RIGHT SIDE) AND rear wheel SENSOR (LEFT SIDES)

REPLACES / REEMPLAZA:

Audi: 4E0927804A, 4E0927804D, 4E0927804F, 0265007928, 0265007726, 0265007406; **Bosch:** 0 265 007 726, 0 265 007 928; **Cargo:** 182297; **Meat & Doria:** 90507; **Mobiletron:** AB-EU140

APPLICATION / APLICACIÓN:

BMW: 3 316 i 1997>2005, 3 318 d 1997>2005, 3 318 i 1997>2005, 3 320 d 1997>2005, 3 320 i 1997>2005, 3 323 i 1997>2005, 3 325 i 1997>2005, 3 330 d 1997>2005, 3 330 i 1997>2005, 3 Compact 316 ti 2001>2005, 3 Compact 318 td 2001>2005, 3 Compact 318 ti 2001>2005, 3 Compact 320 td 2001>2005, 3 Compact 325 ti 2001>2005, 3 Convertible 318 Ci 2000>2007, 3 Convertible 320 Cd 2000>2007, 3 Convertible 320 Ci 2000>2007, 3 Convertible 325 Ci 2000>2007, 3 Convertible 330 Cd 2000>2007, 3 Convertible 330 Ci 2000>2007, 3 Convertible M3 2000>2007, 3 Coupe 316 Ci 1998>2006, 3 Coupe 318 Ci 1998>2006, 3 Coupe 320 Cd 1998>2006, 3 Coupe 320 Ci 1998>2006, 3 Coupe 325 Ci 1998>2006, 3 Coupe 330 Cd 1998>2006, 3 Coupe 330 Ci 1998>2006, 3 Coupe M3 1998>2006, 3 Touring 316 i 1999>2005, 3 Touring 318 d 1999>2005, 3 Touring 318 i 1999>2005, 3 Touring 320 d 1999>2005, 3 Touring 320 i 1999>2005, 3 Touring 325 i 1999>2005, 3 Touring 330 d 1999>2005, 3 Touring 330 i 1999>2005, Z4 Coupe 3.0 si 2006>2009, Z4 Coupe M 2006>2009, Z4 Roadster 2.0 i 2002>2009, Z4 Roadster 2.2 i 2002>2009, Z4 Roadster 2.5 i 2002>2009, Z4 Roadster 3.0 i 2002>2009, Z4 Roadster 3.0 si 2002>2009, Z4 Roadster M 2002>2009;

BMW BRIL: 3 SERIES 318 i 2004>2005;

PORSCHE: 918 Spyder 4.6 2013>1900;

AUDI: A4 1.8 TFSI 2007>2015, A4 1.8 TFSI quattro 2007>2015, A4 2.0 TDI 2007>2015, A4 2.0 TDI quattro 2007>2015, A4 2.0 TFSI 2007>2015, A4 2.0 TFSI Flexible fuel 2007>2015, A4 2.0 TFSI Flexible fuel quattro 2007>2015, A4 2.7 TDI 2007>2015, A4 3.0 TDI 2007>2015, A4 3.0 TDI quattro 2007>2015, A4 3.0 TFSI quattro 2007>2015, A4 3.2 FSI 2007>2015, A4 3.2 FSI quattro 2007>2015, A4 S4 quattro 2007>2015, A4 Allroad 2.0 TDI quattro 2009>2016, A4 Allroad 2.0 TFSI quattro 2009>2016, A4 Allroad 3.0 TDI quattro 2009>2016, A4 Avant 1.8 TFSI 2007>2015, A4 Avant 1.8 TFSI quattro 2007>2015, A4 Avant 2.0 TDI 2007>2015, A4 Avant 2.0 TDI quattro 2007>2015, A4 Avant 2.0 TFSI 2007>2015, A4 Avant 2.0 TFSI Flexible fuel 2007>2015, A4 Avant 2.0 TFSI Flexible fuel quattro 2007>2015, A4 Avant 2.0 TFSI quattro 2007>2015, A4 Avant 2.7 TDI 2007>2015, A4 Avant 3.0 TDI 2007>2015, A4 Avant 3.0 TDI quattro 2007>2015, A4 Avant 3.0 TFSI quattro 2007>2015, A4 Avant 3.2 FSI 2007>2015, A4 Avant 3.2 FSI quattro 2007>2015, A4 Avant RS4 quattro 2007>2015, A4 Avant S4 quattro 2007>2015, A5 1.8 TFSI 2007>2017, A5 2.0 TDI 2007>2017, A5 2.0 TDI quattro 2007>2017, A5 2.0 TFSI 2007>2017, A5 2.0 TFSI quattro 2007>2017, A5 2.0 TFSI quattro 2009>2017, A5 3.0 TDI 2007>2017, A5 3.0 TDI quattro 2007>2017, A5 3.0 TFSI quattro 2007>2017, A5 3.2 FSI 2007>2017, A5 3.2 FSI quattro 2007>2017, A5 RS5 quattro 2007>2017, A5 S5 quattro 2007>2017, A5 Convertible 1.8 TFSI 2009>2017, A5 Convertible 2.0 TDI 2009>2017, A5 Convertible 2.0 TDI quattro 2009>2017, A5 Convertible 2.0 TFSI 2009>2017, A5 Convertible 2.0 TFSI quattro 2009>2017, A5 Convertible 2.7 TDI 2009>2017, A5 Convertible 3.0 TDI 2009>2017, A5 Convertible 3.0 TDI quattro 2009>2017, A5 Convertible 3.0 TFSI quattro 2009>2017, A5 Convertible 3.2 FSI 2009>2017, A5 Convertible 3.2 FSI quattro 2009>2017, A5 Convertible RS5 quattro 2009>2017, A5 Convertible S5 quattro 2009>2017, A5 Sportback 1.8 TFSI 2009>2017, A5 Sportback 2.0 TDI 2009>2017, A5 Sportback 2.0 TDI quattro 2009>2017, A5 Sportback 2.0 TFSI 2009>2017, A5 Sportback 2.0 TFSI quattro 2009>2017, A5 Sportback 2.7 TDI 2009>2017, A5 Sportback 3.0 TDI 2009>2017, A5 Sportback 3.0 TDI quattro 2009>2017, A5 Sportback 3.0 TFSI quattro 2009>2017, A5 Sportback 3.2 FSI quattro 2009>2017, A5 Sportback S5 quattro 2009>2017, A6 1.8 T 1997>2005, A6 1.9 TDI 1997>2005, A6 2.5 TDI 1997>2005, A6 2.0 TDI 2004>2011, A6 2.0 TFSI 2004>2011, A6 2.4 2004>2011, A6 2.4 quattro 2004>2011, A6 2.7 TDI 2004>2011, A6 2.7 TDI quattro 2004>2011, A6 2.8 FSI 2004>2011, A6 2.8 FSI quattro 2004>2011, A6 3.0 2004>2011, A6 3.0 quattro 2004>2011, A6 3.0 TDI quattro 2004>2011, A6 3.0 TFSI quattro 2004>2011, A6 3.2 FSI 2004>2011, A6 3.2 FSI quattro 2004>2011, A6 4.2 FSI quattro 2004>2011, A6 4.2 quattro 2004>2011, A6 RS6 quattro 2004>2011, A6 S6 quattro 2004>2011, A6 1.8 TFSI 2010>2018, A6 2.0 TDI 2010>2018, A6 2.0 TDI quattro 2010>2018, A6 2.0 TFSI 2010>2018, A6 2.0 TFSI hybrid 2010>2018, A6 2.0 TFSI quattro 2010>2018, A6 2.8 FSI 2010>2018, A6 2.8 FSI quattro 2010>2018, A6 3.0 TDI 2010>2018, A6 3.0 TDI quattro 2010>2018, A6 3.0 TFSI quattro 2010>2018, A6 S6 quattro 2010>2018, A6 Allroad 2.7 TDI quattro 2006>2011, A6 Allroad 3.0 TDI quattro 2006>2011, A6 Allroad 3.0 TFSI quattro 2006>2011, A6 Allroad 3.2 FSI quattro 2006>2011, A6 Allroad 4.2 FSI quattro 2006>2011, A6 Allroad 3.0 TDI quattro 2012>2018, A6 Allroad 3.0 TFSI quattro 2012>2018, A6 Avant 1.8 T 1997>2005, A6 Avant 1.9 TDI 1997>2005, A6 Avant 2.5 TDI 1997>2005, A6 Avant 2.0 TDI 2004>2011, A6 Avant 2.0 TFSI 2004>2011, A6 Avant 2.4 2004>2011, A6 Avant 2.4 quattro 2004>2011, A6 Avant 2.7 TDI 2004>2011, A6 Avant 2.7 TDI quattro 2004>2011, A6 Avant 2.8 FSI 2004>2011, A6 Avant 2.8 FSI quattro 2004>2011, A6 Avant 3.0 2004>2011, A6 Avant 3.0 quattro 2004>2011, A6 Avant 3.0 TDI quattro 2004>2011, A6 Avant 3.0 TFSI quattro 2004>2011, A6 Avant 3.2 FSI 2004>2011, A6 Avant 3.2 FSI quattro 2004>2011, A6 Avant 4.2 FSI quattro 2004>2011, A6 Avant 4.2 FSI quattro 2006>2011, A6 Avant RS6 quattro 2004>2011, A6 Avant S6 quattro 2004>2011, A6 Avant 1.8 TFSI 2011>2018, A6 Avant 2.0 TDI 2011>2018, A6 Avant 2.0 TDI quattro 2011>2018, A6 Avant 2.0 TFSI 2011>2018, A6 Avant 2.0 TFSI quattro 2011>2018, A6 Avant 2.8 FSI 2011>2018, A6 Avant 2.8 FSI quattro 2011>2018, A6 Avant 3.0 TDI 2011>2018, A6 Avant 3.0 TDI quattro 2011>2018, A6 Avant 3.0 TFSI quattro 2011>2018, A6 Avant RS6 perparamance quattro 2011>2018, A6 Avant RS6 quattro 2011>2018, A6 Avant S6 quattro 2011>2018, A7 Sportback 1.8 TFSI 2010>2018, A7 Sportback 2.0 TFSI 2010>2018, A7 Sportback 2.0 TFSI quattro 2010>2018, A7 Sportback 2.8 FSI 2010>2018, A7 Sportback 2.8 FSI quattro 2010>2018, A7 Sportback 3.0 TDI 2010>2018, A7 Sportback 3.0 TDI quattro 2010>2018, A7 Sportback 3.0 TFSI quattro 2010>2018, A7 Sportback RS7 perparamance quattro 2010>2018, A7 Sportback RS7 quattro 2010>2018, A7 Sportback S7 quattro 2010>2018, A8 3.7 1995>2002, A8 3.7 quattro 1995>2002, A8 2.8 FSI 2002>2010, A8 3.0 2002>2010, A8 3.0 quattro 2002>2010, A8 3.0 TDI quattro 2002>2010, A8 3.2 FSI 2002>2010, A8 3.2 FSI quattro 2002>2010, A8 3.7 quattro 2002>2010, A8 4.0 TDI quattro 2002>2010, A8 4.2 FSI quattro 2002>2010, A8 4.2 quattro 2002>2010, A8 4.2 TDI quattro 2002>2010, A8 6.0 W12 quattro 2002>2010, A8 S8 quattro 2002>2010, A8 2.0 TFSI hybrid 2009>2018, A8 2.0 TFSI quattro 2009>2018, A8 2.5 TFSI 2009>2018, A8 3.0 TDI 2009>2018, A8 3.0 TDI quattro 2009>2018, A8 3.0 TFSI quattro 2009>2018, A8 4.0 TFSI quattro 2009>2018, A8 4.2 FSI quattro 2009>2018, A8 4.2 TDI quattro 2009>2018, A8 6.3 W12 quattro 2009>2018, A8 S8 plus quattro 2009>2018, A8 S8 quattro 2009>2018, Q5 2.0 Hybrid quattro 2008>2017, Q5 2.0 TDI 2008>2017, Q5 2.0 TDI quattro 2008>2017...

CONTINUE...



GS2033

FRONT WHEEL SENSOR (RIGHT SIDE) AND rear wheel SENSOR (LEFT SIDES)

REPLACES / REEMPLAZA:

Audi: 4E0927804A, 4E0927804D, 4E0927804F, 0265007928, 0265007726, 0265007406; **Bosch:** 0 265 007 726, 0 265 007 928; **Cargo:** 182297; **Meat & Doria:** 90507; **Mobiletron:** AB-EU140

APPLICATION / APLICACIÓN:

AUDI: Q5 2.0 TFSI hybrid quattro 2008>2017, Q5 2.0 TFSI quattro 2008>2017, Q5 3.0 TDI quattro 2008>2017, Q5 3.0 TFSI quattro 2008>2017, Q5 3.2 FSI quattro 2008>2017, Q5 SQ5 TDI quattro 2008>2017, Q5 SQ5 TFSI quattro 2008>2017, R8 4.2 FSI quattro 2007>2015, R8 5.2 FSI quattro 2007>2015, R8 5.2 FSI quattro 2015>1900, R8 5.2 FSI RWS 2015>1900, R8 Spyder 4.2 FSI quattro 2010>2015, R8 Spyder 5.2 FSI quattro 2010>2015, R8 Spyder 5.2 FSI quattro 2016>1900, R8 Spyder 5.2 FSI RWS 2016>1900;

BENTLEY: Continental Convertible 4.0 AWD 2006>2018, Continental Convertible 4.0 Flex AWD 2006>2018, Continental Convertible 6.0 All-wheel Drive 2006>2018, Continental Convertible 6.0 AWD 2006>2018, Continental Convertible 6.0 CS ISR 2006>2018, Continental Convertible 6.0 Flex AWD 2006>2018, Continental Coupe 4.0 2003>2018, Continental Coupe 4.0 Flex 2003>2018, Continental Coupe 4.0 GT 2003>2018, Continental Coupe 6.0 2003>2018, Continental Coupe 6.0 AWD 2003>2018, Continental Coupe 6.0 Flex 2003>2018, Continental Coupe 6.0 Supersports AWD 2003>2018, Continental Flying SPUR 6.0 2005>2013, Continental Flying SPUR 6.0 Flex 2005>2013, Flying SPUR 4.0 2013>1900, Flying SPUR 4.0 Flex 2013>1900, Flying SPUR 6.0 2013>1900, Flying SPUR 6.0 Flex 2013>1900, Flying SPUR V8 S 4.0 2013>1900, Flying SPUR W12 S 6.0 2013>1900, MULSANNE 6.8 2009>1900;

VW: Phaeton 3.0 V6 TDI 4motion 2002>2016, Phaeton 3.2 V6 2002>2016, Phaeton 3.2 V6 4motion 2002>2016, Phaeton 3.6 V6 4motion 2002>2016, Phaeton 4.2 V8 4motion 2002>2016, Phaeton 5.0 V10 TDI 4motion 2002>2016, Phaeton 6.0 W12 4motion 2002>2016



GS2034

FRONT WHEEL SENSOR (BOTH SIDES)

REPLACES / REEMPLAZA:

BMW: 34526756375, 34520025723, 34521165534, 0986594508; **Bosch:** 0 986 594 508; **Delphi:** SS20007; **Cargo:** 181864; **Meat & Doria:** 90004; **Mobiletron:** AB-EU053

APPLICATION / APLICACIÓN:

BMW: 5 520 d 1995>2003, 5 520 i 1995>2003, 5 523 i 1995>2003, 5 525 d 1995>2003, 5 525 i 1995>2003, 5 525 td 1995>2003, 5 525 tds 1995>2003, 5 528 i 1995>2003, 5 530 d 1995>2003, 5 530 i 1995>2003, 5 535 i 1995>2003, 5 540 i 1995>2003, 5 M5 1995>2003, 5 Touring 520 d 1996>2004, 5 Touring 520 i 1996>2004, 5 Touring 523 i 1996>2004, 5 Touring 525 d 1996>2004, 5 Touring 525 i 1996>2004, 5 Touring 525 tds 1996>2004, 5 Touring 528 i 1996>2004, 5 Touring 530 d 1996>2004, 5 Touring 530 i 1996>2004, 5 Touring 540 i 1996>2004



GS2035

REAR WHEEL SENSOR (BOTH SIDES)

REPLACES / REEMPLAZA:

BMW: 34526756377, 34521165535, 34520025720, 34520025724, 34526756376, 34521165536, 0986594512; **Bosch:** 0 986 594 512; **Delphi:** SS20009; **Meat & Doria:** 90006; **Mobiletron:** AB-EU083

APPLICATION / APLICACIÓN:

BMW: 5 540 i 1995>2003, 5 Touring 520 d 1996>2004, 5 Touring 520 i 1996>2004, 5 Touring 523 i 1996>2004, 5 Touring 525 d 1996>2004, 5 Touring 525 i 1996>2004, 5 Touring 525 tds 1996>2004, 5 Touring 528 i 1996>2004, 5 Touring 530 d 1996>2004, 5 Touring 530 i 1996>2004, 5 Touring 540 i 1996>2004



GS2036

REAR WHEEL SENSOR (BOTH SIDES)

REPLACES / REEMPLAZA:

BMW: 34526762466, 0986594514, 0986594571, 34526760425, 34526785021, 34526870076; **Bosch:** 0 986 594 514; **Delphi:** SS20160; **Meat & Doria:** 90142; **Mobiletron:** AB-EU067

APPLICATION / APLICACIÓN:

BMW: 1 116 d 2006>2012, 1 116 i 2006>2012, 1 118 d 2006>2012, 1 118 i 2006>2012, 1 120 d 2006>2012, 1 120 i 2006>2012, 1 116 d 2004>2012, 1 116 i 2004>2012, 1 118 d 2004>2012, 1 118 i 2004>2012, 1 120 d 2004>2012, 1 120 i 2004>2012, 1 Convertible 118 d 2007>2013, 1 Convertible 118 i 2007>2013, 1 Convertible 120 d 2007>2013, 1 Convertible 120 i 2007>2013, 1 Coupe 118 d 2007>2013, 1 Coupe 120 d 2007>2013, 1 Coupe 120 i 2007>2013, 3 316 d 2004>2011, 3 316 i 2004>2011, 3 318 d 2004>2011, 3 318 i 2004>2011, 3 320 d 2004>2011, 3 320 i 2004>2011, 3 Convertible 318 i 2006>2013, 3 Convertible 320 i 2006>2013, 3 Coupe 316 i 2006>2013, 3 Coupe 318 i 2006>2013, 3 Coupe 320 d 2006>2013, 3 Coupe 320 i 2006>2013, 3 Touring 316 d 2004>2012, 3 Touring 316 i 2004>2012, 3 Touring 318 d 2004>2012, 3 Touring 318 i 2004>2012, 3 Touring 320 d 2004>2012, 3 Touring 320 i 2004>2012, 1 123 d 2006>2012, 1 123 d 2004>2012, 3 316 i 1997>2005, 3 320 d xDrive 2004>2011, 3 325 i 2004>2011, 3 Coupe 316 Ci 1998>2006, 3 Coupe 320 d xDrive 2006>2013, 3 Touring 320 d xDrive 2004>2012



GS2037

FRONT WHEEL SENSOR (BOTH SIDES)

REPLACES / REEMPLAZA:

BMW: 34526762465; **Bosch:** 0 986 594 519; **Delphi:** SS20216; **Meat & Doria:** 90143, 90143E; **Mobiletron:** AB-EU316

APPLICATION / APLICACIÓN:

BMW: 1 116 D 2008>, 1 116 I 2004>, 1 118 D 2004>, 1 118 I 2004>, 1 120 D 2004>, 1 120 I 2004>, 1 123 D 2007>, 1 Convertible 118 D 2004>, 1 Convertible 118 I 2004>, 1 Convertible 120 D 2004>, 1 Convertible 120 I 2004>, 1 Convertible 123 D 2007>, 1 Coupe 118 D 2004>, 1 Coupe 120 D 2004>, 1 Coupe 120 I 2004>, 1 Coupe 123 D 2007>, 3 316 D 2009>, 3 316 I 2005>, 3 318 D 2005>, 3 318 I 2005>, 3 320 D 2004>, 3 320 I 2004>, 3 320 Si 2005>, 3 Convertible 318 I 2005>, 3 Convertible 320 D 2004>, 3 Convertible 320 I 2004>, 3 Coupe 316 I 2005>, 3 Coupe 318 I 2005>, 3 Coupe 320 D 2004>, 3 Coupe 320 I 2004>, 3 Touring 316 D 2009>, 3 Touring 316 I 2005>, 3 Touring 318 D 2005>, 3 Touring 318 I 2005>, 3 Touring 320 D 2004>, 3 Touring 320 I 2004>



GS2038

FRONT WHEEL SENSOR (BOTH SIDES)

REPLACES / REEMPLAZA:

BMW: 34523405906, 34523420330; **Bosch:** 0 986 594 570; **Delphi:** SS20547; **Meat & Doria:** 90044; **Mobiletron:** AB-EU302

APPLICATION / APLICACIÓN:

BMW: X3 2.0 D 2004>2007, X3 2.0 I 2005>2008, X3 2.5 I 2004>2006, X3 2.5 Si 2006>2008, X3 2.5 Si xDrive 2006>2008, X3 3.0 D 2004>2005, X3 3.0 I xDrive 2003>2006, X3 3.0 Sd 2006>2008, X3 3.0 Si 2006>2008, X3 xDrive 18 D 2008>2011, X3 xDrive 20 D 2008>2010, X3 xDrive 20 I 2008>2011, X3 xDrive 25 I 2008>2010, X3 xDrive 30 D 2008>2010, X3 xDrive 30 I 2008>2010, X3 xDrive 35 D 2008>2011



GS2039

REAR WHEEL SENSOR (BOTH SIDES)

REPLACES / REEMPLAZA:

BMW: 34523405907, 34523420331; **Bosch:** 0 265 007 622, 0 265 007 855; **Cargo:** 182301; **Mobiletron:** AB-EU414

APPLICATION / APLICACIÓN:

BMW: X3 2.0 d 2003>2011, X3 2.5 i 2003>2011, X3 3.0 d 2003>2011, X3 3.0 i xDrive 2003>2011, X3 2.0 i 2003>2011, X3 2.5 si 2003>2011, X3 2.5 si xDrive 2003>2011, X3 3.0 sd 2003>2011, X3 3.0 si 2003>2011, X3 xDrive 18 d 2003>2011, X3 xDrive 20 d 2003>2011, X3 xDrive 20 i 2003>2011, X3 xDrive 25 i 2003>2011, X3 xDrive 30 d 2003>2011, X3 xDrive 30 i 2003>2011, X3 xDrive 35 d 2003>2011



GS2040

FRONT WHEEL SENSOR (BOTH SIDES)

REPLACES / REEMPLAZA:

BMW: 34526771702, 34526760045, 0265007848, 0265009591, 0986594574; **Bosch:** 34526771702; **Delphi:** SS20072; **Meat & Doria:** 90287; **Mobiletron:** AB-EU457

APPLICATION / APLICACIÓN:

BMW: 5 520 d 2001>2010, 5 520 i 2001>2010, 5 523 i 2001>2010, 5 525 d 2001>2010, 5 525 d xDrive 2001>2010, 5 525 i 2001>2010, 5 525 i xDrive 2001>2010, 5 525 xd 2001>2010, 5 525 xi 2001>2010, 5 530 d 2001>2010, 5 530 d xDrive 2001>2010, 5 530 i 2001>2010, 5 530 i xDrive 2001>2010, 5 530 xd 2001>2010, 5 530 xi 2001>2010, 5 535 d 2001>2010, 5 535 i 2001>2010, 5 540 i 2001>2010, 5 545 i 2001>2010, 5 550 i 2001>2010, 5 M5 2001>2010, 5 Touring 520 d 2004>2010, 5 Touring 520 i 2004>2010, 5 Touring 523 i 2004>2010, 5 Touring 525 d 2004>2010, 5 Touring 525 d xDrive 2004>2010, 5 Touring 525 i 2004>2010, 5 Touring 525 i xDrive 2004>2010, 5 Touring 525 xd 2004>2010, 5 Touring 525 xi 2004>2010, 5 Touring 530 d 2004>2010, 5 Touring 530 d xDrive 2004>2010, 5 Touring 530 i 2004>2010, 5 Touring 530 i xDrive 2004>2010, 5 Touring 530 xd 2004>2010, 5 Touring 530 xi 2004>2010, 5 Touring 535 d 2004>2010, 5 Touring 545 i 2004>2010, 5 Touring 550 i 2004>2010, 5 Touring M5 2004>2010, 6 630 i 2003>2010, 6 635 d 2003>2010, 6 645 Ci 2003>2010, 6 650 i 2003>2010, 6 M 2003>2010, 6 Convertible 630 i 2004>2010, 6 Convertible 635 d 2004>2010, 6 Convertible 645 Ci 2004>2010, 6 Convertible 650 i 2004>2010, 6 Convertible M 2004>2010



GS2041

REAR WHEEL SENSOR (BOTH SIDES)

REPLACES / REEMPLAZA:

BMW: 34526760046, 34526771703, 0265007849; **Delphi:** SS20071; **Meat & Doria:** 90288; **Mobiletron:** AB-EU194

APPLICATION / APLICACIÓN:

BMW: 5 520 d 2001>2010, 5 520 i 2001>2010, 5 523 i 2001>2010, 5 525 d 2001>2010, 5 525 d xDrive 2001>2010, 5 525 i 2001>2010, 5 525 i xDrive 2001>2010, 5 525 xd 2001>2010, 5 525 xi 2001>2010, 5 530 d 2001>2010, 5 530 d xDrive 2001>2010, 5 530 i 2001>2010, 5 530 i xDrive 2001>2010, 5 530 xd 2001>2010, 5 530 xi 2001>2010, 5 535 d 2001>2010, 5 535 i 2001>2010, 5 540 i 2001>2010, 5 545 i 2001>2010, 5 550 i 2001>2010, 5 M5 2001>2010, 5 Touring 520 d 2004>2010, 5 Touring 520 i 2004>2010, 5 Touring 523 i 2004>2010, 5 Touring 525 d 2004>2010, 5 Touring 525 d xDrive 2004>2010, 5 Touring 525 i 2004>2010, 5 Touring 525 i xDrive 2004>2010, 5 Touring 525 xd 2004>2010, 5 Touring 525 xi 2004>2010, 5 Touring 530 d 2004>2010, 5 Touring 530 d xDrive 2004>2010, 5 Touring 530 i 2004>2010, 5 Touring 530 i xDrive 2004>2010, 5 Touring 530 xd 2004>2010, 5 Touring 530 xi 2004>2010, 5 Touring 535 d 2004>2010, 5 Touring 545 i 2004>2010, 5 Touring 550 i 2004>2010, 5 Touring M5 2004>2010, 6 630 i 2003>2010, 6 635 d 2003>2010, 6 645 Ci 2003>2010, 6 650 i 2003>2010, 6 M 2003>2010, 6 Convertible 630 i 2004>2010, 6 Convertible 635 d 2004>2010, 6 Convertible 645 Ci 2004>2010, 6 Convertible 650 i 2004>2010, 6 Convertible M 2004>2010



GS2042

REAR WHEEL SENSOR

REPLACES / REEMPLAZA:

Renault: 8200675755
Opel: 04419128, 4419128, 93859337

APPLICATION / APLICACIÓN:

Renault: Traffic Bus/Box
Opel: Vivaro Minibus/Van



GS2043

REAR WHEEL SENSOR (BOTH SIDES)

REPLACES / REEMPLAZA:

BMW: 34526771777; **Bosch:** 0 986 594 627; **Meat & Doria:** 90627; **Mobiletron:** B-EU441

APPLICATION / APLICACIÓN:

BMW: X5 3.0 D 2007>, X5 3.0 Sd 2007>, X5 3.0 Si 2006>, X5 4.8 I Xdrive 2006>, X5 M 2009>, X5 M 50 D 2011>, X5 Xdrive 30 D 2008>, X5 Xdrive 30 I 2007>, X5 Xdrive 35 D 2008>, X5 Xdrive 35 I 2007>, X5 Xdrive 40 D 2009>, X5 Xdrive 48 I 2008>, X5 Xdrive 50 I 2007>, X5 Sdrive 25 D 2013>, X5 Xdrive 25 D 2013>, X5 Xdrive 40E 2015>, X6 Activehybrid 2009>, X6 Activehybrid Xdrive 2009>, X6 M 2009>, X6 M 50 D 2011>, X6 Xdrive 30 D 2008>, X6 Xdrive 35 D 2008>, X6 Xdrive 35 I 2007>, X6 Xdrive 40 D 2009>, X6 Xdrive 50 I 2007>



GS2044

FRONT WHEEL SENSOR (BOTH SIDES)

REPLACES / REEMPLAZA:

BMW: 34526771776; **Bosch:** 0 986 594 626; **Meat & Doria:** 90626

APPLICATION / APLICACIÓN:

BMW: X5 3.0 D 2007>, X5 3.0 Sd 2007>, X5 3.0 Si 2006>, X5 4.8 I Xdrive 2006>, X5 M 2009>, X5 M 50 D 2011>, X5 Xdrive 30 D 2008>, X5 Xdrive 30 I 2007>, X5 Xdrive 35 D 2008>, X5 Xdrive 35 I 2007>, X5 Xdrive 40 D 2009>, X5 Xdrive 48 I 2008>, X5 Xdrive 50 I 2007>, X5 Sdrive 25 D 2013>, X5 Xdrive 25 D 2013>, X5 Xdrive 40E 2015>, X6 Activehybrid 2009>, X6 Activehybrid Xdrive 2009>, X6 M 2009>, X6 M 50 D 2011>, X6 Xdrive 30 D 2008>, X6 Xdrive 35 D 2008>, X6 Xdrive 35 I 2007>, X6 Xdrive 40 D 2009>, X6 Xdrive 50 I 2007>



GS2045

FRONT WHEEL SENSOR (BOTH SIDES)

REPLACES / REEMPLAZA:

BMW: 34526775863, 34526782099, 34526853859, 0265009227, 0265007981; **Bosch:** 0 265 007 981, 0 265 009 227; **Delphi:** SS20324; **Meat & Doria:** 90865, 90865E; **Mobiletron:** AB-EU300

APPLICATION / APLICACIÓN:

BMW: 5 518 d 2009>2016, 5 520 d 2009>2016, 5 520 i 2009>2016, 5 523 i 2009>2016, 5 525 d 2009>2016, 5 528 i 2009>2016, 5 530 d 2009>2016, 5 530 i 2009>2016, 5 535 d 2009>2016, 5 535 i 2009>2016, 5 550 i 2009>2016, 5 ActiveHybrid 2009>2016, 5 M5 2009>2016, 5 M5 Competition 2009>2016, 5 M5 Edition 30 2009>2016, 5 Gran Turismo 520 d 2009>2017, 5 Gran Turismo 528 i 2009>2017, 5 Gran Turismo 530 d 2009>2017, 5 Gran Turismo 535 d 2009>2017, 5 Gran Turismo 535 i 2009>2017, 5 Gran Turismo 550 i 2009>2017, 5 Touring 518 d 2009>2017, 5 Touring 520 d 2009>2017, 5 Touring 520 i 2009>2017, 5 Touring 525 d 2009>2017, 5 Touring 528 i 2009>2017, 5 Touring 530 d 2009>2017, 5 Touring 530 i 2009>2017, 5 Touring 535 d 2009>2017, 5 Touring 535 i 2009>2017, 5 Touring 550 i 2009>2017, 6 Convertible 640 d 2010>2018, 6 Convertible 640 i 2010>2018, 6 Convertible 650 i 2010>2018, 6 Coupe M6 2010>2018, 6 Convertible M6 Competition 2010>2018, 6 Coupe 640 d 2011>2017, 6 Coupe 640 i 2011>2017, 6 Coupe 650 i 2011>2017, 6 Coupe M6 2011>2017, 6 Coupe M6 Competition 2011>2017, 6 Gran Coupe 640 d 2012>2018, 6 Gran Coupe 640 i 2012>2018, 6 Gran Coupe 650 i 2012>2018, 6 Gran Coupe M6 2012>2018, 6 Gran Coupe M6 Competition 2012>2018, 7 730 d 2008>2015, 7 730 i, Li 2008>2015, 7 740 d 2008>2015, 7 740 i, Li 2008>2015, 7 750 i 2008>2015, 7 750 i, Li 2008>2015, 7 760 i 2008>2015, 7 ActiveHybrid 2008>2015, 5 520 d xDrive 2009>2016, 5 525 d xDrive 2009>2016, 5 528 i xDrive 2009>2016, 5 530 d xDrive 2009>2016, 5 535 d xDrive 2009>2016, 5 535 i xDrive 2009>2016, 5 550 i xDrive 2009>2016, 5 M 550 d xDrive 2009>2016, 5 Gran Turismo 530 d xDrive 2009>2017, 5 Gran Turismo 535 d xDrive 2009>2017, 5 Gran Turismo 535 i xDrive 2009>2017, 5 Gran Turismo 550 i xDrive 2009>2017, 5 Touring 520 d xDrive 2009>2017, 5 Touring 523 i 2009>2017, 5 Touring 525 d xDrive 2009>2017, 5 Touring 528 i xDrive 2009>2017, 5 Touring 530 d xDrive 2009>2017, 5 Touring 535 d xDrive 2009>2017, 5 Touring M 550 d xDrive 2009>2017, 6 Convertible 640 d xDrive 2010>2018, 6 Convertible 640 i xDrive 2010>2018, 6 Convertible 650 i xDrive 2010>2018, 6 Coupe 640 d xDrive 2011>2017, 6 Coupe 640 i xDrive 2011>2017, 6 Coupe 650 i xDrive 2011>2017, 6 Gran Coupe 640 d xDrive 2012>2018, 6 Gran Coupe 640 i xDrive 2012>2018, 6 Gran Coupe M6 2012>2018, 6 Gran Coupe M6 Competition 2012>2018, 7 730 d xDrive 2008>2015, 7 740 d xDrive 2008>2015, 7 740 i, Li xDrive 2008>2015, 7 750 d xDrive 2008>2015, 7 750 i, Li xDrive 2008>2015;

ROLLS-ROYCE: DAWN 6.6 2016>1900, DAWN 6.6 Black Badge 2016>1900, GHOST V12 2009>2014, GHOST V-Specification 2009>2014, WRAITH V12 2013>1900;
ALPINA: B7 BITURBO 2009>2012, B7 BITURBO All-wheel Drive 2009>2012



GS2046

REAR WHEEL SENSOR (BOTH SIDES)

REPLACES / REEMPLAZA:

BMW: 34526775866, 0265008036, 34526775864, 0265007983; **Bosch:** 0 265 008 036; **Mobiletron:** AB-EU301

APPLICATION / APLICACIÓN:

BMW: 5 Gran Turismo 520 d 2009>2017, 5 Gran Turismo 528 i 2009>2017, 5 Gran Turismo 530 d 2009>2017, 5 Gran Turismo 530 d xDrive 2009>2017, 5 Gran Turismo 535 d 2009>2017, 5 Gran Turismo 535 d xDrive 2009>2017, 5 Gran Turismo 535 i 2009>2017, 5 Gran Turismo 535 i xDrive 2009>2017, 5 Gran Turismo 550 i 2009>2017, 5 Gran Turismo 550 i xDrive 2009>2017, 5 Touring 518 d 2009>2017, 5 Touring 520 d 2009>2017, 5 Touring 520 d xDrive 2009>2017, 5 Touring 520 i 2009>2017, 5 Touring 523 i 2009>2017, 5 Touring 525 d 2009>2017, 5 Touring 525 d xDrive 2009>2017, 5 Touring 528 i 2009>2017, 5 Touring 528 i xDrive 2009>2017, 5 Touring 530 d 2009>2017, 5 Touring 530 d xDrive 2009>2017, 5 Touring 530 i 2009>2017, 5 Touring 535 d 2009>2017, 5 Touring 535 d xDrive 2009>2017, 5 Touring 535 i 2009>2017, 5 Touring 535 i xDrive 2009>2017, 5 Touring 550 i 2009>2017, 5 Touring M 550 d xDrive 2009>2017



GS2047

REAR WHEEL SENSOR (BOTH SIDES)

REPLACES / REEMPLAZA:

BMW: 34526785022, 34526762476, 34526870077, 0986594572; **Bosch:** 0 986 594 572; **Delphi:** SS20222; **Meat & Doria:** 90146, 90146E;

Mobiletron: AB-EU197

APPLICATION / APLICACIÓN:

BMW: 1 123 d 2006>2012, 1 130 i 2006>2012, 1 123 d 2004>2012, 1 130 i 2004>2012, 1 Convertible 123 d 2007>2013, 1 Convertible 135 i 2007>2013, 1 Coupe 123 d 2007>2013, 1 Coupe 135 i 2007>2013, 1 Coupe M 2007>2013, 3 325 d 2004>2011, 3 325 i 2004>2011, 3 330 d 2004>2011, 3 330 i 2004>2011, 3 335 d 2004>2011, 3 335 i 2004>2011, 3 335 i xDrive 2004>2011, 3 M3 2004>2011, 3 335 i 2011>2018, 3 Convertible 320 d 2006>2013, 3 Convertible 320 i 2006>2013, 3 Convertible 323 i 2006>2013, 3 Convertible 325 d 2006>2013, 3 Convertible 325 i 2006>2013, 3 Convertible 330 d 2006>2013, 3 Convertible 330 i 2006>2013, 3 Convertible 335 i 2006>2013, 3 Convertible M3 2006>2013, 3 Coupe 320 i 2006>2013, 3 Coupe 325 d 2006>2013, 3 Coupe 330 d 2006>2013, 3 Coupe 330 i 2006>2013, 3 Coupe 335 d 2006>2013, 3 Coupe 335 i 2006>2013, 3 Coupe 335 i xDrive 2006>2013, 3 Coupe M3 2006>2013, 3 Touring 320 d 2004>2012, 3 Touring 320 i 2004>2012, 3 Touring 323 i 2004>2012, 3 Touring 325 d 2004>2012, 3 Touring 325 i 2004>2012, 3 Touring 330 d 2004>2012, 3 Touring 330 i 2004>2012, 3 Touring 335 d 2004>2012, 3 Touring 335 i 2004>2012, 3 320 d 2004>2011, 3 323 i 2004>2011, 3 335 xi 2004>2011, 3 M3 CRT 2004>2011, 3 Coupe 320 d 2006>2013, 3 Coupe 320 i 2006>2013, 3 Coupe 323 i 2006>2013, 3 Coupe 325 i 2006>2013, 3 Coupe M GTS 2006>2013, 3 Touring 335 i xDrive 2004>2012, 3 Touring 335 xi 2004>2012



GS2048

FRONT WHEEL SENSOR (BOTH SIDES)

REPLACES / REEMPLAZA:

BMW: 34526760424, 34526785020, 34526870075, 0986594540; **Bosch:** 0 986 594 540; **Delphi:** SS20162; **Meat & Doria:** 90141, 90141E;

Mobiletron: AB-EU192

APPLICATION / APLICACIÓN:

BMW: 1 120 d 2006>2012, 1 120 i 2006>2012, 1 123 d 2006>2012, 1 130 i 2006>2012, 1 120 d 2004>2012, 1 120 i 2004>2012, 1 123 d 2004>2012, 1 130 i 2004>2012, 1 Convertible 120 d 2007>2013, 1 Convertible 120 i 2007>2013, 1 Convertible 123 d 2007>2013, 1 Convertible 125 i 2007>2013, 1 Convertible 128 i 2007>2013, 1 Convertible 135 i 2007>2013, 1 Coupe 120 d 2007>2013, 1 Coupe 123 d 2007>2013, 1 Coupe 125 i 2007>2013, 1 Coupe 135 i 2007>2013, 3 320 d 2004>2011, 3 320 i 2004>2011, 3 323 i 2004>2011, 3 325 d 2004>2011, 3 325 i 2004>2011, 3 328 i 2004>2011, 3 330 d 2004>2011, 3 330 i 2004>2011, 3 335 d 2004>2011, 3 335 i 2004>2011, 3 335 i xDrive 2004>2011, 3 Convertible 320 d 2006>2013, 3 Convertible 320 i 2006>2013, 3 Convertible 323 i 2006>2013, 3 Convertible 325 d 2006>2013, 3 Convertible 325 i 2006>2013, 3 Convertible 330 d 2006>2013, 3 Convertible 330 i 2006>2013, 3 Coupe 320 d 2006>2013, 3 Coupe 320 i 2006>2013, 3 Coupe 323 i 2006>2013, 3 Coupe 325 d 2006>2013, 3 Coupe 325 i 2006>2013, 3 Coupe 325 i xDrive 2006>2013, 3 Coupe 328 i 2006>2013, 3 Coupe 330 d 2006>2013, 3 Coupe 330 i 2006>2013, 3 Coupe 335 d 2006>2013, 3 Coupe 335 i 2006>2013, 3 Coupe 335 i xDrive 2006>2013, 3 Touring 320 d 2004>2012, 3 Touring 320 i 2004>2012, 3 Touring 323 i 2004>2012, 3 Touring 325 d 2004>2012, 3 Touring 325 i 2004>2012, 3 Touring 330 d 2004>2012, 3 Touring 330 i 2004>2012, 3 Touring 335 d 2004>2012, 3 Touring 335 i 2004>2012, 1 Coupe 118 d 2007>2013, 1 Coupe 120 i 2007>2013, 3 335 xi 2004>2011, 3 Convertible 318 i 2006>2013, 3 Coupe 320 d xDrive 2006>2013, 3 Coupe 325 i xDrive 2006>2013, 3 Coupe 325 xi 2006>2013, 3 Touring 320 d xDrive 2004>2012, 3 Touring 325 i xDrive 2004>2012, 3 Touring 325 xi 2004>2012, 3 Touring 330 i xDrive 2004>2012, 3 Touring 335 i xDrive 2004>2012, 3 Touring 335 xi 2004>2012, VAUXHALL: CorsaVan Mk III 1.3 CDTI 2006>1900, FORD: Focus II Saloon 2.0 TDCi 2005>2013



GS2049

FRONT WHEEL SENSOR (BOTH SIDES)

REPLACES / REEMPLAZA:

BMW: 34526791223, 34526791224, 34526869320; **Meat & Doria:** 90638, 90638E

APPLICATION / APLICACIÓN:

BMW: 1 114 d 2011>2019, 1 114 i 2011>2019, 1 116 d 2011>2019, 1 116 i 2011>2019, 1 118 d 2011>2019, 1 118 i 2011>2019, 1 120 d 2011>2019, 1 120 i 2011>2019, 1 125 d 2011>2019, 1 125 i 2011>2019, 1 M 135 i 2011>2019, 1 114 d 2011>1900, 1 114 i 2011>1900, 1 116 d 2011>1900, 1 116 i 2011>1900, 1 118 d 2011>1900, 1 118 i 2011>1900, 1 120 d 2011>1900, 1 120 i 2011>1900, 1 120 i 2011>1900, 1 125 d 2011>1900, 1 125 i 2011>1900, 1 M 135 i 2011>1900, 2 Convertible 218 d 2014>2016, 2 Convertible 218 i 2014>2016, 2 Convertible 220 d 2014>2016, 2 Convertible 220 i 2014>2016, 2 Convertible 225 d 2014>2016, 2 Convertible 228 i 2014>2016, 2 Convertible M 235 d 2014>2016, 2 Coupe 218 d 2012>2018, 2 Coupe 218 i 2012>2018, 2 Coupe 220 d 2012>2018, 2 Coupe 220 i 2012>2018, 2 Coupe 225 d 2012>2018, 2 Coupe 228 i 2012>2018, 2 Coupe M 235 i 2012>2018, 3 316 d 2011>2018, 3 316 i 2011>2018, 3 318 d 2011>2018, 3 318 i 2011>2018, 3 320 d 2011>2018, 3 320 i 2011>2018, 3 325 d 2011>2018, 3 328 i 2011>2018, 3 330 d 2011>2018, 3 330 e 2011>2018, 3 330 i 2011>2018, 3 335 i 2011>2018, 3 340 i 2011>2018, 3 ActiveHybrid 2011>2018, 3 Touring 316 d 2012>2019, 3 Touring 316 i 2012>2019, 3 Touring 318 d 2012>2019, 3 Touring 318 i 2012>2019, 3 Touring 320 d 2012>2019, 3 Touring 320 i 2012>2019, 3 Touring 325 d 2012>2019, 3 Touring 328 i 2012>2019, 3 Touring 330 d 2012>2019, 3 Touring 330 i 2012>2019, 3 Touring 335 i 2012>2019, 3 Touring 340 i 2012>2019, 4 Convertible 420 d 2013>2018, 4 Convertible 420 i 2013>2018, 4 Convertible 425 d 2013>2018, 4 Convertible 428 i 2013>2018, 4 Convertible 430 d 2013>2018, 4 Convertible 430 i 2013>2018, 4 Convertible 435 i 2013>2018, 4 Convertible 440 i 2013>2018, 4 Coupe 418 d 2013>2019, 4 Coupe 418 i 2013>2019, 4 Coupe 420 d 2013>2019, 4 Coupe 420 i 2013>2019, 4 Coupe 425 d 2013>2019, 4 Coupe 428 i 2013>2019, 4 Coupe 430 d 2013>2019, 4 Coupe 430 i 2013>2019, 4 Coupe 435 i 2013>2019, 4 Coupe 440 i 2013>2019, 4 Gran Coupe 418 d 2014>2018, 4 Gran Coupe 418 i 2014>2018, 4 Gran Coupe 420 d 2014>2018, 4 Gran Coupe 420 i 2014>2018, 4 Gran Coupe 425 d 2014>2018, 4 Gran Coupe 428 i 2014>2018, 4 Gran Coupe 430 i 2014>2018, 4 Gran Coupe 435 i 2014>2018, 4 Gran Coupe 440 i 2014>2018



GS2050

REAR WHEEL SENSOR (BOTH SIDES)

REPLACES / REEMPLAZA:

BMW: 34526791225; **Bosch:** 0 986 594 612; **Meat & Doria:** 90642; **Mobiletron:** AB-EU277

APPLICATION / APLICACIÓN:

BMW: 1 114 d 2011>2019, 1 114 i 2011>2019, 1 116 d 2011>2019, 1 116 i 2011>2019, 1 118 d 2011>2019, 1 118 i 2011>2019, 1 120 d 2011>2019, 1 120 d xDrive 2011>2019, 1 120 i 2011>2019, 1 125 d 2011>2019, 1 125 i 2011>2019, 1 125 i Active Flex 2011>2019, 1 125 i Active Flex 2011>2019, 1 M 135 i 2011>2019, 1 M 135 i xDrive 2011>2019, 1 M 140 i 2011>2019, 1 M 140 i xDrive 2011>2019, 1 114 d 2011>1900, 1 114 i 2011>1900, 1 116 d 2011>1900, 1 116 i 2011>1900, 1 118 d 2011>1900, 1 118 i 2011>1900, 1 120 d 2011>1900, 1 120 d xDrive 2011>1900, 1 120 i 2011>1900, 1 120 i xDrive 2011>1900, 1 125 d 2011>1900, 1 125 i 2011>1900, 1 125 i Active Flex 2011>1900, 1 M 135 i 2011>1900, 1 M 135 i xDrive 2011>1900, 1 M 140 i 2011>1900, 1 M 140 i xDrive 2011>1900, 1 Van 118 d 2015>2019, 1 Van 118 i 2015>2019, 1 Van 120 d 2015>2019, 1 Van 120 i 2015>2019, 1 Van M 140 i 2015>2019, 2 Convertible 218 d 2014>2016, 2 Convertible 218 i 2014>2016, 2 Convertible 220 d 2014>2016, 2 Convertible 220 i 2014>2016, 2 Convertible 225 d 2014>2016, 2 Convertible 228 i 2014>2016, 2 Convertible 230 i 2014>2016, 2 Convertible M 235 i 2014>2016, 2 Convertible M 235 i xDrive 2014>2016, 2 Convertible M 240 i 2014>2016, 2 Convertible M 240 i xDrive 2014>2016, 2 Coupe 218 d 2012>2018, 2 Coupe 218 i 2012>2018, 2 Coupe 220 d 2012>2018, 2 Coupe 220 i 2012>2018, 2 Coupe 225 d 2012>2018, 2 Coupe 228 i 2012>2018, 2 Coupe 230 i 2012>2018, 2 Coupe M 235 i 2012>2018, 2 Coupe M 235 i xDrive 2012>2018, 2 Coupe M 240 i 2012>2018, 2 Coupe M 240 i xDrive 2012>2018, 3 316 d 2011>2018, 3 316 i 2011>2018, 3 318 d 2011>2018, 3 318 i 2011>2018, 3 318 i 2011>2018, 3 320 d 2011>2018, 3 320 d xDrive 2011>2018, 3 320 i 2011>2018, 3 320 i ActiveFlex 2011>2018, 3 320 i xDrive 2011>2018, 3 325 d 2011>2018, 3 325 i 2011>2018, 3 328 i 2011>2018, 3 328 i ActiveFlex 2011>2018, 3 328 i xDrive 2011>2018, 3 328 i xDrive 2011>2018, 3 330 d 2011>2018, 3 330 i 2011>2018, 3 330 i xDrive 2011>2018, 3 330 i xDrive 2011>2018, 3 335 d 2011>2018, 3 335 i 2011>2018, 3 335 i xDrive 2011>2018, 3 340 i 2011>2018, 3 340 i xDrive 2011>2018, 3 ActiveHybrid 2011>2018, 3 Gran Turismo 318 d 2012>2016, 3 Gran Turismo 320 d 2012>2016, 3 Gran Turismo 320 d xDrive 2012>2016, 3 Gran Turismo 320 i 2012>2016, 3 Gran Turismo 320 i xDrive 2012>2016, 3 Gran Turismo 325 d 2012>2016, 3 Gran Turismo 328 i 2012>2016, 3 Gran Turismo 328 i xDrive 2012>2016, 3 Gran Turismo 330 d 2012>2016, 3 Gran Turismo 330 d xDrive 2012>2016, 3 Gran Turismo 330 i 2012>2016, 3 Gran Turismo 330 i xDrive 2012>2016, 3 Gran Turismo 335 d 2012>2016, 3 Gran Turismo 335 i 2012>2016, 3 Gran Turismo 335 i xDrive 2012>2016, 3 Gran Turismo 340 i 2012>2016, 3 Gran Turismo 340 i xDrive 2012>2016, 3 Touring 316 d 2012>2019, 3 Touring 316 i 2012>2019, 3 Touring 318 d 2012>2019, 3 Touring 318 d xDrive 2012>2019, 3 Touring 318 i 2012>2019, 3 Touring 318 i xDrive 2012>2019, 3 Touring 320 d 2012>2019, 3 Touring 320 d xDrive 2012>2019, 3 Touring 320 i 2012>2019, 3 Touring 320 i xDrive 2012>2019, 3 Touring 325 d 2012>2019, 3 Touring 328 i 2012>2019, 3 Touring 328 i xDrive 2012>2019, 3 Touring 330 d 2012>2019, 3 Touring 330 d xDrive 2012>2019, 3 Touring 330 i 2012>2019, 3 Touring 330 i xDrive 2012>2019, 3 Touring 335 d 2012>2019, 3 Touring 335 i 2012>2019, 3 Touring 335 i xDrive 2012>2019, 3 Touring 340 i 2012>2019, 3 Touring 340 i xDrive 2012>2019, 3 Touring Van 330 d 2012>2019, 3 Touring Van 330 d xDrive 2012>2019, 3 Touring Van 330 i 2012>2019, 3 Touring Van 330 i xDrive 2012>2019, 3 Touring Van 340 i 2012>2019, 4 Convertible 420 d 2013>2018, 4 Convertible 420 i 2013>2018, 4 Convertible 425 d 2013>2018, 4 Convertible 428 i 2013>2018, 4 Convertible 428 i xDrive 2013>2018, 4 Convertible 430 d 2013>2018, 4 Convertible 430 i 2013>2018, 4 Convertible 430 i xDrive 2013>2018, 4 Convertible 435 d 2013>2018, 4 Convertible 435 i 2013>2018, 4 Convertible 435 i xDrive 2013>2018, 4 Convertible 440 i 2013>2018, 4 Convertible 440 i xDrive 2013>2018, 4 Coupe 418 i 2013>2019, 4 Coupe 420 d 2013>2019, 4 Coupe 420 d xDrive 2013>2019, 4 Coupe 420 i 2013>2019, 4 Coupe 420 i xDrive 2013>2019, 4 Coupe 425 d 2013>2019, 4 Coupe 428 i 2013>2019, 4 Coupe 428 i xDrive 2013>2019, 4 Coupe 430 d 2013>2019, 4 Coupe 430 d xDrive 2013>2019, 4 Coupe 430 i 2013>2019, 4 Coupe 430 i xDrive 2013>2019, 4 Coupe 435 d 2013>2019, 4 Coupe 435 d xDrive 2013>2019, 4 Coupe 435 i 2013>2019, 4 Coupe 435 i xDrive 2013>2019, 4 Coupe 440 d 2014>2018, 4 Gran Coupe 420 d 2014>2018, 4 Gran Coupe 420 i 2014>2018, 4 Gran Coupe 420 i xDrive 2014>2018, 4 Gran Coupe 425 d 2014>2018, 4 Gran Coupe 425 d xDrive 2014>2018, 4 Gran Coupe 428 i 2014>2018, 4 Gran Coupe 428 i xDrive 2014>2018, 4 Gran Coupe 430 d 2014>2018, 4 Gran Coupe 430 d xDrive 2014>2018, 4 Gran Coupe 430 i 2014>2018, 4 Gran Coupe 430 i xDrive 2014>2018, 4 Gran Coupe 435 d 2014>2018, 4 Gran Coupe 435 d xDrive 2014>2018, 4 Gran Coupe 435 i 2014>2018, 4 Gran Coupe 435 i xDrive 2014>2018, 4 Gran Coupe 440 i 2014>2018, 4 Gran Coupe 440 i xDrive 2014>2018, 2 Coupe M2 2012>2018, 2 Coupe M2 Competition 2012>2018, 3 M3 2011>2018, 3 M3 Competition 2011>2018, 3 M3 CS 2011>2018, 4 Convertible M4 2013>2018, 4 Convertible M4 Competition 2013>2018, 4 Coupe 418 d 2013>2019, 4 Coupe M4 2013>2019, 4 Coupe M4 Competition 2013>2019, 4 Coupe M4 CS 2013>2019, 4 Coupe M4 GTS 2013>2019



GS2051

FRONT WHEEL SENSOR (BOTH SIDES)

REPLACES / REEMPLAZA:

BMW: 34521163027, 0986594015; **Bosch:** 0 986 594 015; **Delphi:** SS20005; **Meat & Doria:** 90051; **Mobiletron:** AB-EU022

APPLICATION / APLICACIÓN:

BMW: 3 316 i 1990>1998, 3 318 i 1990>1998, 3 318 tds 1990>1998, 3 320 i 1990>1998, 3 323 i 1990>1998, 3 325 i 1990>1998, 3 325 td 1990>1998, 3 325 tds 1990>1998, 3 328 i 1990>1998, 3 M3 3.0 1990>1998, 3 M3 3.2 1990>1998, 3 323 i 1997>2005, 3 Compact 316 g 1994>2000, 3 Compact 316 i 1994>2000, 3 Compact 318 tds 1994>2000, 3 Compact 318 ti 1994>2000, 3 Compact 323 ti 1994>2000, 3 Convertible 318 i 1993>1999, 3 Convertible 318 is 1993>1999, 3 Convertible 320 i 1993>1999, 3 Convertible 323 i 1993>1999, 3 Convertible 325 i 1993>1999, 3 Convertible 328 i 1993>1999, 3 Convertible M3 3.0 1993>1999, 3 Convertible M3 3.2 1993>1999, 3 Coupe 316 i 1991>1999, 3 Coupe 318 is 1991>1999, 3 Coupe 320 i 1991>1999, 3 Coupe 323 i 1991>1999, 3 Coupe 325 i 1991>1999, 3 Coupe 325 is 1991>1999, 3 Coupe 328 i 1991>1999, 3 Coupe M3 3.0 1991>1999, 3 Coupe M3 3.2 1991>1999, 3 Touring 316 i 1995>1999, 3 Touring 318 i 1995>1999, 3 Touring 318 tds 1995>1999, 3 Touring 320 i 1995>1999, 3 Touring 323 i 1995>1999, 3 Touring 325 tds 1995>1999, 3 Touring 328 i 1995>1999, 3 Touring 328 i 1995>1999, 3 Z3 Coupe 2.8 i 1997>2003, 3 Z3 Coupe 3.0 i 1997>2003, 3 Z3 Coupe M 1997>2003, 3 Z3 Coupe M 3.2 1997>2003, 3 Z3 Roadster 1.8 i 1995>2003, 3 Z3 Roadster 1.9 i 1995>2003, 3 Z3 Roadster 2.0 i 1995>2003, 3 Z3 Roadster 2.2 i 1995>2003, 3 Z3 Roadster 2.8 i 1995>2003, 3 Z3 Roadster 3.0 i 1995>2003, 3 Z3 Roadster M 3.2 1995>2003



GS2052

REAR WHEEL SENSOR (BOTH SIDES)

REPLACES / REEMPLAZA:

BMW: 34521163028, 34521181126, 34521182063, 34521182067, 34521163028, 0986594016; **Bosch:** 0 986 594 016; **Delphi:** SS20006; **Meat & Doria:** 90075;

Mobiletron: AB-EU054

APPLICATION / APLICACIÓN:

BMW: 3 316 i 1990>1998, 3 318 i 1990>1998, 3 318 tds 1990>1998, 3 320 i 1990>1998, 3 323 i 1990>1998, 3 325 i 1990>1998, 3 325 td 1990>1998, 3 325 tds 1990>1998, 3 328 i 1990>1998, 3 M3 3.0 1990>1998, 3 M3 3.2 1990>1998, 3 323 i 1997>2005, 3 Convertible 318 i 1988>1992, 3 Convertible 318 i 1993>1999, 3 Convertible 318 is 1993>1999, 3 Convertible 320 i 1993>1999, 3 Convertible 323 i 1993>1999, 3 Convertible 325 i 1993>1999, 3 Convertible 328 i 1993>1999, 3 Convertible M3 3.0 1993>1999, 3 Convertible M3 3.2 1993>1999, 3 Coupe 316 i 1991>1999, 3 Coupe 318 is 1991>1999, 3 Coupe 320 i 1991>1999, 3 Coupe 323 i 1991>1999, 3 Coupe 325 i 1991>1999, 3 Coupe 325 is 1991>1999, 3 Coupe 328 i 1991>1999, 3 Coupe M3 3.0 1991>1999, 3 Coupe M3 3.2 1991>1999, 3 Touring 316 i 1995>1999, 3 Touring 318 i 1995>1999, 3 Touring 318 tds 1995>1999, 3 Touring 320 i 1995>1999, 3 Touring 323 i 1995>1999, 3 Touring 325 tds 1995>1999, 3 Touring 328 i 1995>1999, 3 Compact 316 g 1994>2000, 3 Compact 316 i 1994>2000, 3 Compact 318 tds 1994>2000, 3 Compact 318 ti 1994>2000, 3 Compact 323 ti 1994>2000

GS2053

FRONT WHEEL SENSOR (BOTH SIDES)

REPLACES / REEMPLAZA:

BMW: 34526764858, 0265007669; **Delphi:** SS20555; **Mobiletron:** AB-EU461

APPLICATION / APLICACIÓN:

BMW: 3 320 d xDrive 2004>2011, 3 325 i xDrive 2004>2011, 3 325 xi 2004>2011, 3 328 i xDrive 2004>2011, 3 328 xi 2004>2011, 3 330 d xDrive 2004>2011, 3 330 i xDrive 2004>2011, 3 330 xd 2004>2011, 3 330 xi 2004>2011, 3 335 i xDrive 2004>2011, 3 335 xi 2004>2011, 3 Coupe 320 d xDrive 2006>2013, 3 Coupe 325 i xDrive 2006>2013, 3 Coupe 325 xi 2006>2013, 3 Coupe 328 i xDrive 2006>2013, 3 Coupe 328 xi 2006>2013, 3 Coupe 330 d 2006>2013, 3 Coupe 330 d xDrive 2006>2013, 3 Coupe 330 d xDrive 2006>2013, 3 Coupe 330 i 2006>2013, 3 Coupe 330 i xDrive 2006>2013, 3 Coupe 330 xd 2006>2013, 3 Coupe 330 xi 2006>2013, 3 Coupe 335 i 2006>2013, 3 Coupe 335 i xDrive 2006>2013, 3 Coupe 335 xi 2006>2013, 3 Touring 320 d xDrive 2004>2012, 3 Touring 325 i xDrive 2004>2012, 3 Touring 325 xi 2004>2012, 3 Touring 328 i xDrive 2004>2012, 3 Touring 328 xi 2004>2012, 3 Touring 330 d xDrive 2004>2012, 3 Touring 330 i xDrive 2004>2012, 3 Touring 330 xd 2004>2012, 3 Touring 330 xi 2004>2012, 3 Touring 335 i xDrive 2004>2012, 3 Touring 335 xi 2004>2012



GS2054

REAR WHEEL SENSOR (BOTH SIDES)

REPLACES / REEMPLAZA:

BMW: 34526764859, 0265007670, 0265009595, 0986594575; **Bosch:** 0 986 594 575; **Delphi:** SS20556; **Mobiletron:** AB-EU460

APPLICATION / APLICACIÓN:

BMW: 3 320 d xDrive 2004>2011, 3 325 i xDrive 2004>2011, 3 325 xi 2004>2011, 3 330 d xDrive 2004>2011, 3 330 i xDrive 2004>2011, 3 330 xd 2004>2011, 3 330 xi 2004>2011, 3 335 i xDrive 2004>2011, 3 335 xi 2004>2011, 3 335 i xDrive 2011>2018, 3 Coupe 320 d xDrive 2006>2013, 3 Coupe 325 i xDrive 2006>2013, 3 Coupe 325 xi 2006>2013, 3 Coupe 330 d xDrive 2006>2013, 3 Coupe 330 i xDrive 2006>2013, 3 Coupe 330 xd 2006>2013, 3 Coupe 330 xi 2006>2013, 3 Coupe 335 i xDrive 2006>2013, 3 Coupe 335 xi 2006>2013, 3 Touring 320 d xDrive 2004>2012, 3 Touring 325 i xDrive 2004>2012, 3 Touring 325 xi 2004>2012, 3 Touring 330 d xDrive 2004>2012, 3 Touring 330 i xDrive 2004>2012, 3 Touring 330 xd 2004>2012, 3 Touring 330 xi 2004>2012, 3 Touring 335 i xDrive 2004>2012, 3 Touring 335 xi 2004>2012, 3 328 i xDrive 2004>2011, 3 328 xi 2004>2011, 3 Coupe 328 i xDrive 2006>2013, 3 Coupe 328 xi 2006>2013, 3 Touring 328 i xDrive 2004>2012, 3 Touring 328 xi 2004>2012



GS2055

FRONT WHEEL SENSOR (BOTH SIDES)

REPLACES / REEMPLAZA:

BMW: 34521182159, 0986594510; **Bosch:** 0 986 594 510;

Delphi: SS10305; **Meat & Doria:** 90089;

Mobiletron: AB-EU116

APPLICATION / APLICACIÓN:

BMW: 5 520 i 1995>2003, 5 523 i 1995>2003, 5 525 td 1995>2003, 5 525 tds 1995>2003, 5 528 i 1995>2003, 5 535 i 1995>2003, 5 540 i 1995>2003, 5 Touring 520 i 1996>2004, 5 Touring 523 i 1996>2004, 5 Touring 525 tds 1996>2004, 5 Touring 528 i 1996>2004, 5 Touring 540 i 1996>2004, 5 530 d 1995>2003, 5 Touring 530 d 1996>2004



GS2056

REAR WHEEL SENSOR (BOTH SIDES)

REPLACES / REEMPLAZA:

BMW: 34521182160, 0986594511; **Bosch:** 0 986 594 511;

Delphi: SS10306; **Meat & Doria:** 90010;

Mobiletron: AB-EU078

APPLICATION / APLICACIÓN:

BMW: 5 520 i 1995>2003, 5 523 i 1995>2003, 5 525 td 1995>2003, 5 525 tds 1995>2003, 5 528 i 1995>2003, 5 535 i 1995>2003, 5 540 i 1995>2003, 5 Touring 528 i 1996>2004, 5 Touring 540 i 1996>2004, 5 530 d 1995>2003



GS2057

FRONT WHEEL SENSOR (BOTH SIDES)

REPLACES / REEMPLAZA:

BMW: 34526869292; **Meat & Doria:** 90648

APPLICATION / APLICACIÓN:

BMW: X3 sDrive 18 d 2010>2017, X3 sDrive 20 i 2010>2017, X3 xDrive 20 d 2010>2017, X3 xDrive 20 i 2010>2017, X3 xDrive 28 i 2010>2017, X3 xDrive 30 d 2010>2017, X3 xDrive 35 d 2010>2017, X3 xDrive 35 i 2010>2017, X4 M 40 i 2014>2018, X4 xDrive 20 d 2014>2018, X4 xDrive 20 i 2014>2018, X4 xDrive 28 i 2014>2018, X4 xDrive 30 d 2014>2018, X4 xDrive 35 d 2014>2018, X4 xDrive 35 i 2014>2018



GS2058

REAR WHEEL SENSOR (BOTH SIDES)

REPLACES / REEMPLAZA:

BMW: 34526869293; **Bosch:** 0 986 594 631;

Meat & Doria: 90649

APPLICATION / APLICACIÓN:

BMW: X3 Sdrive 18 D 2012>, X3 Sdrive 20 I 2014>, X3 Xdrive 20 D 2010>, X3 Xdrive 20 I 2011>, X3 Xdrive 28 I 2011>, X3 Xdrive 30 D 2011>, X3 Xdrive 35 D 2011>, X3 Xdrive 35 I 2010>, X4 M 40 I 2015>, X4 Xdrive 20 D 2010>, X4 Xdrive 20 I 2011>, X4 Xdrive 28 I 2011>, X4 Xdrive 30 D 2011>, X4 Xdrive 35 D 2011>, X4 Xdrive 35 I 2010>



GS2059

FRONT WHEEL SENSOR (BOTH SIDES)

REPLACES / REEMPLAZA:

BMW: 34526784991, 0265008240, 0265009596

APPLICATION / APLICACIÓN:

BMW: X1 Xdrive 18 D 2009>, X1 Xdrive 20 D 2009>, X1 Xdrive 20 I 2011>, X1 Xdrive 23 D 2009>, X1 Xdrive 25 D 2009>, X1 Xdrive 25 I 2010>, X1 Xdrive 28 I 2009>, X1 Xdrive 28 I Flex 2011>



GS2060

REAR WHEEL SENSOR (BOTH SIDES)

REPLACES / REEMPLAZA:

BMW: 34526789111, 0265008238

APPLICATION / APLICACIÓN:

BMW: X1 Sdrive 16 D 2012>, X1 Sdrive 16 I 2013>, X1 Sdrive 18 D 2009>, X1 Sdrive 18 I 2010>, X1 Sdrive 20 D 2009>, X1 Sdrive 20 I 2011>, X1 Xdrive 18 D 2009>, X1 Xdrive 20 D 2009>, X1 Xdrive 20 I 2011>, X1 Xdrive 23 D 2009>, X1 Xdrive 25 D 2009>, X1 Xdrive 25 I 2010>, X1 Xdrive 28 I 2009>, X1 Xdrive 28 I Flex 2011>





GS2061

REAR WHEEL SENSOR (BOTH SIDES)

REPLACES / REEMPLAZA:

Ford: 4485165, 56028188AB, F37Z2L373A, F3TZ2L373A, F85Z2L373A, F85Z9E731AB, ZZL043711, ZZL143711, ZZP043711, ZZP043711A, ZZP043711B, ZZP043711C;

Mobiletron: AB-US006

APPLICATION / APLICACIÓN:

CHRYSLER: Dodge Jeep Dakota 1990>1997, Ram 1500 Pic 1994>1997, Ram 2500 Pic 1994>1997, Ram 3500 Pic 1994>1997, Ram 3500 Van 1997>;

FORD: Ranger 4x2 1998>2012, F250 4x2/ 4x4 1997>1999



GS2062

REAR WHEEL SENSOR (BOTH SIDES)

REPLACES / REEMPLAZA:

Citroën: 454598, 0986594552; **Bosch:** 0 986 594 552;

Delphi: SS20134; **Meat & Doria:** 90150; **Mobiletron:** AB-EU095

APPLICATION / APLICACIÓN:

PEUGEOT: 1007 1.4 2005>1900, 1007 1.4 16V 2005>1900, 1007 1.4 HDi 2005>1900, 1007 1.6 16V 2005>1900, 1007 1.6 HDi 2005>1900;

CITROËN: C2 1.1 2003>2009, C2 1.4 2003>2009, C2 1.4 16V 2003>2009, C2 1.4 HDi 2003>2009, C2 1.6 2003>2009, C2 1.6 HDi 2003>2009, C2 1.6 VTS 2003>2009, C2 Enterprise 1.1 2003>2008, C2 Enterprise 1.4 HDi 2003>2008, C3 I 1.1 i 2002>2012, C3 I 1.1 LPG 2002>2012, C3 I 1.4 2002>2012, C3 I 1.4 16V 2002>2012, C3 I 1.4 16V HDi 2002>2012, C3 I 1.4 BiFuel 2002>2012, C3 I 1.4 Flex 2002>2012, C3 I 1.4 HDi 2002>2012, C3 I 1.4 i 2002>2012, C3 I 1.4 i Bivalent 2002>2012, C3 I 1.6 16V 2002>2012, C3 I 1.6 16V HDi 2002>2012, C3 I 1.6 BioFlex 2002>2012, C3 Pluriel 1.4 2003>1900, C3 Pluriel 1.4 HDi 2003>1900, C3 Pluriel 1.6 2003>1900, C3 II 1.1 i 2009>2016, C3 II 1.4 2009>2016, C3 II 1.4 HDi 70 2009>2016, C3 II 1.4 LPG 2009>2016, C3 II 1.4 VTI 95 2009>2016, C3 II 1.6 HDi 2009>2016, C3 II 1.6 HDi 110 2009>2016, C3 II 1.6 HDi 115 2009>2016, C3 II 1.6 HDi 90 2009>2016, C3 II 1.6 VTI 120 2009>2016, C3 Picasso 1.4 VTI 95 2009>2016, C3 Picasso 1.4 VTI 95 LPG 2009>2016, C3 Picasso 1.6 HDi 2009>2016, C3 Picasso 1.6 HDi 110 2009>2016, C3 Picasso 1.6 HDi 115 2009>2016, C3 Picasso 1.6 HDi 90 2009>2016, C3 Picasso 1.6 VTI 120 2009>2016



GS2063

FRONT WHEEL SENSOR (BOTH SIDES)

REPLACES / REEMPLAZA:

Peugeot: 4545C1, 9635384780, 9652310580, 0986594559, 0265009482, 4545K3, 4545F5/9665386780; **Bosch:** 0 986 594 559; **Delphi:** SS20132; **Cargo:** 182306; **Meat & Doria:** 90085; **Mobiletron:** AB-EU073

APPLICATION / APLICACIÓN:

PEUGEOT: 307 1.4 2000>2012, 307 1.4 16V 2000>2012, 307 1.4 HDi 2000>2012, 307 1.6 2000>2012, 307 1.6 16V 2000>2012, 307 1.6 HDi 2000>2012, 307 1.6 HDi 110 2000>2012, 307 2.0 2000>2012, 307 2.0 16V 2000>2012, 307 2.0 HDi 110 2000>2012, 307 2.0 HDi 135 2000>2012, 307 2.0 HDi 90 2000>2012, 307 Break 1.4 2002>2009, 307 Break 1.4 16V 2002>2009, 307 Break 1.4 HDi 2002>2009, 307 Break 1.6 16V 2002>2009, 307 Break 1.6 HDi 2002>2009, 307 Break 1.6 HDi 110 2002>2009, 307 Break 2.0 2002>2009, 307 Break 2.0 16V 2002>2009, 307 Break 2.0 HDi 110 2002>2009, 307 Break 2.0 HDi 135 2002>2009, 307 Break 2.0 HDi 90 2002>2009, 307 CC 1.6 16V 2003>2009, 307 CC 2.0 16V 2003>2009, 307 CC 2.0 HDi 135 2003>2009, 307 Saloon 2.0 2004>2012, 307 SW 1.4 2002>2009, 307 SW 1.4 16V 2002>2009, 307 SW 1.6 16V 2002>2009, 307 SW 1.6 HDi 110 2002>2009, 307 SW 2.0 HDi 110 2002>2009, 307 SW 2.0 HDi 135 2002>2009, 307 SW 2.0 HDi 90 2002>2009, 307 SW Box Body/Estate 1.4 HDi 2002>2009, 307 SW Box Body/Estate 2.0 HDi 2002>2009, 307 1.6 BioFlex 2000>2012, 307 1.6 Flex 2000>2012, 307 SW 1.6 HDi 90 2002>2009, 307 SW Box Body/Estate 1.6 HDi 2002>2009;

CITROËN: C4 Coupe 1.4 16V 2004>2011, C4 Coupe 1.6 16V 2004>2011, C4 Coupe 1.6 HDi 2004>2011, C4 Coupe 1.6 THP 150 2004>2011, C4 Coupe 1.6 VTI 120 2004>2011, C4 Coupe 2.0 16V 2004>2011, C4 Coupe 2.0 HDi 2004>2011, C4 Coupe 2.0 VTR 2004>2011, C4 I 1.4 16V 2004>2011, C4 I 1.6 16V 2004>2011, C4 I 1.6 HDi 2004>2011, C4 I 1.6 THP 140 2004>2011, C4 I 1.6 THP 150 2004>2011, C4 I 1.6 VTI 120 2004>2011, C4 I 2.0 16V 2004>2011, C4 I 2.0 HDi 2004>2011, C4 I Box Body / Hatchback 2.0 HDi 2005>2010, C4 I Saloon 1.6 16V 2006>2011, C4 I Saloon 1.6 HDi 2006>2011, C4 I Saloon 2.0 16V 2006>2011, C4 I Saloon 2.0 HDi 2006>2011, C4 Coupe 1.6 THP 2004>2011, C4 Grand Picasso I 1.6 16V 2006>2013, C4 Grand Picasso I 1.6 HDi 2006>2013, C4 Grand Picasso I 1.6 VTI 120 2006>2013, C4 Grand Picasso I 2.0 HDi 138 2006>2013, C4 Grand Picasso I 2.0 HDi 150 2006>2013, C4 Grand Picasso I 2.0 i 16V 2006>2013, C4 II 1.2 THP 110 2009>2016, C4 II 1.2 THP 130 2009>2016, C4 II 1.4 VTI 95 2009>2016, C4 II 1.6 BlueHDi 100 2009>2016, C4 II 1.6 BlueHDi 115 2009>2016, C4 II 1.6 BlueHDi 120 2009>2016, C4 II 1.6 HDi 110 2009>2016, C4 II 1.6 HDi 115 2009>2016, C4 II 1.6 HDi 90 2009>2016, C4 II 1.6 THP 155 2009>2016, C4 II 1.6 VTI 120 2009>2016, C4 II 1.6 VTI 120 LPG 2009>2016, C4 II 2.0 HDi / BlueHDi 150 2009>2016, C4 II 2.0 HDi / BlueHDi 160 2009>2016, C4 Picasso I MPV 1.6 16V 2006>2013, C4 Picasso I MPV 1.6 HDi 2006>2013, C4 Picasso I MPV 1.6 THP 140 2006>2013, C4 Picasso I MPV 1.6 VTI 120 2006>2013, C4 Picasso I MPV 2.0 HDi 138 2006>2013, C4 Picasso I MPV 2.0 HDi 150 2006>2013, C4 Picasso I MPV 2.0 i 16V 2006>2013



GS2064

REAR WHEEL SENSOR (LEFT SIDE)

REPLACES / REEMPLAZA:

Mitsubishi: 4670A579, MN116243; **Meat & Doria:** 90907E

APPLICATION / APLICACIÓN:

MITSUBISHI: ASX 1.6 Mivec 2010>, ASX 1.8 2008>, ASX 1.8 Di-D 2010>, ASX 1.8 Di-D 4Wd 2010>, Lancer VIII 1.5 2008>, Lancer VIII 1.5 Bifuel 2010>, Lancer VIII 1.6 Mivec 2010>, Lancer VIII 1.8 2008>, Lancer VIII 1.8 Bifuel 2010>, Lancer VIII 1.8 Di-D 2010>, Lancer VIII 1.8 Flexfuel 2009>, Lancer VIII 1.8 Flexfuel 2010>, Lancer VIII 1.8 Mivec 2009>, Lancer VIII 2.0 2006>, Lancer VIII 2.0 2013>, Lancer VIII 2.0 Di-D 2008>, Lancer VIII Sportback 1.5 2008>, Lancer VIII Sportback 1.5 Bifuel 2010>, Lancer VIII Sportback 1.6 Mivec 2010>, Lancer VIII Sportback 1.8 2008>, Lancer VIII Sportback 1.8 Bifuel 2010>, Lancer VIII Sportback 1.8 Di-D 2010>, Lancer VIII Sportback 1.8 Flex 2009>, Lancer VIII Sportback 1.8 Mivec 2009>, Lancer VIII Sportback 2.0 Di-D 2008>, Outlander II 2.0 2006>, Outlander II 2.0 4Wd 2006>, Outlander II 2.2 Di-D 2006>, Outlander II 2.2 Di-D 4Wd 2006>



GS2065

FRONT WHEEL SENSOR (BOTH SIDES)

REPLACES / REEMPLAZA:

Peugeot: 4545E7, 96552700, 9655270080, 0265007788; Delphi: SS20397; Hitachi: 131552; Meat & Doria: 90512; Mobiletron: AB-EU152

APPLICATION / APLICACIÓN:

CITROËN: Berlingo 1.4 i 2008>2014, Berlingo 1.6 2008>2014, Berlingo 1.6 BlueHDi 100 2008>2014, Berlingo 1.6 BlueHDi 120 2008>2014, Berlingo 1.6 HDi 110 2008>2014, Berlingo 1.6 HDi 115 2008>2014, Berlingo 1.6 HDi 115 4x4 2008>2014, Berlingo 1.6 HDi 75 / BlueHDi 75 2008>2014, Berlingo 1.6 HDi 75 16V 2008>2014, Berlingo 1.6 HDi 90 2008>2014, Berlingo 1.6 HDi 90 4x4 2008>2014, Berlingo 1.6 HDi 90 4x4 (MF9HX) 2005>2008, Berlingo Box 1.6 2008>1900, Berlingo Box 1.6 BlueHDi 100 2008>1900, Berlingo Box 1.6 BlueHDi 100 4x4 2008>1900, Berlingo Box 1.6 BlueHDi 120 2008>1900, Berlingo Box 1.6 HDi / BlueHDi 75 2008>1900, Berlingo Box 1.6 HDi 110 2008>1900, Berlingo Box 1.6 HDi 115 2008>1900, Berlingo Box 1.6 HDi 115 4x4 2008>1900, Berlingo Box 1.6 HDi 75 2008>1900, Berlingo Box 1.6 HDi 75 4x4 2008>1900, Berlingo Box 1.6 HDi 90 2008>1900, Berlingo Box 1.6 HDi 90 16V 2008>1900, Berlingo Box 1.6 HDi 90 4x4 2008>1900, Berlingo Box 1.6 VTI 120 2008>1900, Berlingo Box 1.6 VTI 95 2008>1900, Berlingo Box Electric 2008>1900, Berlingo Platparam/Chassis 1.6 BlueHDi 100 2008>1900, Berlingo Platparam/Chassis 1.6 HDi 90 2008>1900, Berlingo Platparam/Chassis 1.6 HDi 90 16V 2008>1900, Berlingo Platparam/Chassis 1.6 HDi 92 2008>1900, C4 Grand Picasso I 1.6 16V 2006>2013, C4 Grand Picasso I 1.6 HDi 110 2006>2013, C4 Grand Picasso I 1.6 THP 155 2006>2013, C4 Grand Picasso I 1.6 VTI 120 2006>2013, C4 Grand Picasso I 1.8 i 16V 2006>2013, C4 Grand Picasso I 1.8 i 16V CNG 2006>2013, C4 Grand Picasso I 1.8 i 16V Flex 2006>2013, C4 Grand Picasso I 2.0 HDi 138 2006>2013, C4 Grand Picasso I 2.0 HDi 150 2006>2013, C4 Grand Picasso I 2.0 HDi 165 2006>2013, C4 Grand Picasso I 2.0 i 16V 2006>2013, C4 Picasso I MPV 1.6 16V 2006>2013, C4 Picasso I MPV 1.6 HDi 2006>2013, C4 Picasso I MPV 1.6 HDi 110 2006>2013, C4 Picasso I MPV 1.6 THP 140 2006>2013, C4 Picasso I MPV 1.6 THP 155 2006>2013, C4 Picasso I MPV 1.6 VTI 120 2006>2013, C4 Picasso I MPV 1.8 Bifuel 2006>2013, C4 Picasso I MPV 1.8 i 16V 2006>2013, C4 Picasso I MPV 2.0 HDi 138 2006>2013, C4 Picasso I MPV 2.0 HDi 150 2006>2013, C4 Picasso I MPV 2.0 HDi 165 2006>2013, C4 Picasso I MPV 2.0 i 16V 2006>2013, C4 Picasso II 2.0 i 16V 2013>2014;

PEUGEOT: Partner Box 1.6 2008>1900, Partner Box 1.6 BlueHDi 100 2008>1900, Partner Box 1.6 BlueHDi 120 2008>1900, Partner Box 1.6 Flex 2008>1900, Partner Box 1.6 HDi 2008>1900, Partner Box 1.6 HDi / BlueHDi 75 2008>1900, Partner Box 1.6 HDi 16V 2008>1900, Partner Box 1.6 HDi 16V 4x4 2008>1900, Partner Box 1.6 HDi 90 2008>1900, Partner Box Électrique 2008>1900, Partner Platparam/Chassis 1.6 BlueHDi 100 2009>1900, Partner Platparam/Chassis 1.6 HDi 2009>1900, Partner Platparam/Chassis 1.6 HDi 16V 2009>1900, Partner Tepee 1.6 BlueHDi 100 2008>2016, Partner Tepee 1.6 BlueHDi 120 2008>2016, Partner Tepee 1.6 HDi 2008>2016, Partner Tepee 1.6 HDi / BlueHDi 75 2008>2016, Partner Tepee 1.6 HDi 16V 2008>2016, Partner Tepee 1.6 HDi 75 (16V) 2008>2016, Partner Tepee 1.6 HDi 90 2008>2016, Partner Tepee 1.6 VTI 2008>2016, Partner Tepee 1.6 VTI Flex 2008>2016, Partner Tepee Électrique 2008>2016



GS2066

REAR WHEEL SENSOR (BOTH SIDES)

REPLACES / REEMPLAZA:

Peugeot: 4545E8, 96536631, 0265007789; Delphi: SS20402; Hitachi: 131594; Meat & Doria: 90513; Mobiletron: AB-EU153

APPLICATION / APLICACIÓN:

PEUGEOT: 5008 1.2 2009>2017, 5008 1.6 16V 2009>2017, 5008 1.6 BlueHDi 120 2009>2017, 5008 1.6 HDi 2009>2017, 5008 1.6 THP 150 2009>2017, 5008 1.6 THP 163 2009>2017, 5008 1.6 THP 165 2009>2017, 5008 2.0 HDi 2009>2017, 5008 2.0 HDi 136 / BlueHDi 136 2009>2017, 5008 2.0 HDi 150 / BlueHDi 150 2009>2017, Partner Box 1.6 2008>1900, Partner Box 1.6 BlueHDi 100 2008>1900, Partner Box 1.6 BlueHDi 120 2008>1900, Partner Box 1.6 Flex 2008>1900, Partner Box 1.6 HDi 2008>1900, Partner Box 1.6 HDi / BlueHDi 75 2008>1900, Partner Box 1.6 HDi 16V 2008>1900, Partner Box 1.6 HDi 16V 4x4 2008>1900, Partner Box 1.6 HDi 90 2008>1900, Partner Box Électrique 2008>1900, Partner Platparam/Chassis 1.6 BlueHDi 100 2009>1900, Partner Platparam/Chassis 1.6 HDi 2009>1900, Partner Platparam/Chassis 1.6 HDi 16V 2009>1900, Partner Tepee 1.6 BlueHDi 100 2008>2016, Partner Tepee 1.6 BlueHDi 120 2008>2016, Partner Tepee 1.6 HDi 2008>2016, Partner Tepee 1.6 HDi / BlueHDi 75 2008>2016, Partner Tepee 1.6 HDi 16V 2008>2016, Partner Tepee 1.6 HDi 75 (16V) 2008>2016, Partner Tepee 1.6 HDi 90 2008>2016, Partner Tepee 1.6 VTI 2008>2016, Partner Tepee 1.6 VTI Flex 2008>2016, Partner Tepee Électrique 2008>2016;

CITROËN: Berlingo 1.4 i 2008>2014, Berlingo 1.6 2008>2014, Berlingo 1.6 BlueHDi 100 2008>2014, Berlingo 1.6 BlueHDi 120 2008>2014, Berlingo 1.6 HDi 110 2008>2014, Berlingo 1.6 HDi 115 2008>2014, Berlingo 1.6 HDi 115 4x4 2008>2014, Berlingo 1.6 HDi 75 / BlueHDi 75 2008>2014, Berlingo 1.6 HDi 75 16V 2008>2014, Berlingo 1.6 HDi 90 2008>2014, Berlingo 1.6 HDi 90 4x4 2008>2014, Berlingo 1.6 VTI 120 2008>2014, Berlingo 1.6 VTI 95 2008>2014, Berlingo / Berlingo FIRST Box Electric 2011>2011, Berlingo Box 1.6 2008>1900, Berlingo Box 1.6 BlueHDi 100 2008>1900, Berlingo Box 1.6 BlueHDi 100 4x4 2008>1900, Berlingo Box 1.6 BlueHDi 120 2008>1900, Berlingo Box 1.6 HDi / BlueHDi 75 2008>1900, Berlingo Box 1.6 HDi 110 2008>1900, Berlingo Box 1.6 HDi 115 2008>1900, Berlingo Box 1.6 HDi 115 4x4 2008>1900, Berlingo Box 1.6 HDi 75 2008>1900, Berlingo Box 1.6 HDi 75 4x4 2008>1900, Berlingo Box 1.6 HDi 90 16V 2008>1900, Berlingo Box 1.6 HDi 90 4x4 2008>1900, Berlingo Box 1.6 VTI 120 2008>1900, Berlingo Box 1.6 VTI 95 2008>1900, Berlingo Box Electric 2008>1900, Berlingo Platparam/Chassis 1.6 BlueHDi 100 2008>1900, Berlingo Platparam/Chassis 1.6 HDi 90 2008>1900, Berlingo Platparam/Chassis 1.6 HDi 90 16V 2008>1900, Berlingo Platparam/Chassis 1.6 HDi 92 2008>1900, C4 Grand Picasso I 1.6 16V 2006>2013, C4 Grand Picasso I 1.6 HDi 110 2006>2013, C4 Grand Picasso I 1.6 THP 155 2006>2013, C4 Grand Picasso I 1.6 VTI 120 2006>2013, C4 Grand Picasso I 1.8 i 16V 2006>2013, C4 Grand Picasso I 1.8 i 16V CNG 2006>2013, C4 Grand Picasso I 1.8 i 16V Flex 2006>2013, C4 Grand Picasso I 2.0 HDi 138 2006>2013, C4 Grand Picasso I 2.0 HDi 150 2006>2013, C4 Grand Picasso I 2.0 HDi 165 2006>2013, C4 Grand Picasso I 2.0 i 16V 2006>2013, C4 Picasso I MPV 1.6 16V 2006>2013, C4 Picasso I MPV 1.6 HDi 2006>2013, C4 Picasso I MPV 1.6 HDi 110 2006>2013, C4 Picasso I MPV 1.6 THP 140 2006>2013, C4 Picasso I MPV 1.6 THP 155 2006>2013, C4 Picasso I MPV 1.6 VTI 120 2006>2013, C4 Picasso I MPV 1.8 Bifuel 2006>2013, C4 Picasso I MPV 1.8 i 16V 2006>2013, C4 Picasso I MPV 2.0 HDi 138 2006>2013, C4 Picasso I MPV 2.0 HDi 150 2006>2013, C4 Picasso I MPV 2.0 HDi 165 2006>2013, C4 Picasso I MPV 2.0 i 16V 2006>2013, C4 Picasso II 2.0 i 16V 2013>2014



GS2067

REAR WHEEL SENSOR (BOTH SIDES)

REPLACES / REEMPLAZA:

Citroën: 454554, 0986594021; Bosch: 0 986 594 021;

Delphi: SS20014; Mobiletron: AB-EU262

APPLICATION / APLICACIÓN:

CITROËN: Xantia 1.6 I 1993>, Xantia 1.8 I 1993>, Xantia 1.8 I 16V 1995>, Xantia 1.9 D 1994>, Xantia 1.9 Sd 1996>, Xantia 1.9 Turbo D 1993>, Xantia 2.0 1993>, Xantia 2.0 I 1993>, Xantia 2.0 I 16V 1993>, Xantia 2.0 Turbo 1995>, Xantia 2.1 Turbo D 12V 1995>, Xantia 3.0 I 24V 1997>, Xantia Break 1.8 I 1993>, Xantia Break 1.8 I 16V 1995>, Xantia Break 1.9 Sd 1996>, Xantia Break 1.9 Turbo D 1993>, Xantia Break 2.0 I 1993>, Xantia Break 2.0 I 16V 1993>, Xantia Break 2.0 Turbo 1995>, Xantia Break 2.1 Turbo D 12V 1995>



GS2068

FRONT WHEEL SENSOR (BOTH SIDES)

REPLACES / REEMPLAZA:

Citroën: 454543, 96113241; A.B.S.: 30328

APPLICATION / APLICACIÓN:

CITROËN: Xantia 1.6 I 1993>, Xantia 1.8 I 1993>, Xantia 1.9 D 1994>, Xantia 2.0 I 1993>, Xantia 2.0 I 16V 1993>



GS2069

REAR WHEEL SENSOR (BOTH SIDES)

REPLACES / REEMPLAZA:

Citroën: 454575, 1482480080, 0265006504; **Bosch:** 0 265 006 504; **Mobiletron:** AB-EU272

APPLICATION / APLICACIÓN:

CITROËN: Evasion Mpv 1.8 1995>, Evasion Mpv 1.9 Td 1994>, Evasion Mpv 2.0 1994>, Evasion Mpv 2.0 16V 1998>, Evasion Mpv 2.0 Hdi 1999>, Evasion Mpv 2.0 Hdi 16V 1999>, Evasion Mpv 2.0 Turbo C.T. 1994>, Evasion Mpv 2.1 Td 1996>, Jumpy 1.6 1995>, Jumpy 1.9 D 1995>, Jumpy 1.9 D 70 1998>, Jumpy 1.9 Td 1994>, Jumpy 2.0 1994>, Jumpy 2.0 Hdi 110 2000>, Jumpy 2.0 Hdi 95 1999>, Jumpy 2.0 I 16V 2000>, Jumpy Box 1.6 I 1995>, Jumpy Box 1.9 D 1995>, Jumpy Box 1.9 D 70 1998>, Jumpy Box 1.9 Dt 1995>, Jumpy Box 1.9 Td 1994>, Jumpy Box 2.0 1994>, Jumpy Box 2.0 Hdi 95 1999>, Jumpy Box 2.0 I 16V 2000>, Jumpy Platform/Chassis 1.9 Td 1994>, Jumpy Platform/Chassis 2.0 Hdi 95 1999>;

FIAT: Scudo Box 1.6 1995>, Scudo Box 1.9 D 1995>, Scudo Box 1.9 Td 1994>, Scudo Box 2.0 1994>, Scudo Box 2.0 Jtd 1999>, Scudo Box 2.0 Jtd 16V 1999>, Scudo Combinato 1.6 1995>, Scudo Combinato 1.9 D 1995>, Scudo Combinato 1.9 Td 1994>, Scudo Combinato 1.9 Td Eco 1996>, Scudo Combinato 2.0 16V 1998>, Scudo Combinato 2.0 Jtd 1999>, Scudo Combinato 2.0 Jtd 16V 1999>, Scudo Platform/Chassis 1.6 1995>, Scudo Platform/Chassis 1.9 Td 1994>, Scudo Platform/Chassis 2.0 Jtd 1999>, Scudo Platform/Chassis 2.0 Jtd 16V 1999>, Ulysse 1.8 1997>, Ulysse 1.9 Td 1994>, Ulysse 1.9 Td 1995>, Ulysse 2.0 1994>, Ulysse 2.0 16V 1998>, Ulysse 2.0 16V 2000>, Ulysse 2.0 Jtd 1999>, Ulysse 2.0 Jtd 16V 1999>, Ulysse 2.0 Turbo 1994>, Ulysse 2.1 Td 1996>;

LANCIA: Zeta 2.0 16V 2000>;

PEUGEOT: 806 1.8 1995>, 806 1.9 Td 1994>, 806 2.0 1994>, 806 2.0 16V 1998>, 806 2.0 Hdi 1999>, 806 2.0 Hdi 16V 1999>, 806 2.0 Turbo 1994>, 806 2.1 Td 12V 1996>, Expert 1.6 1995>, Expert 1.8 1995>, Expert 1.9 D 1995>, Expert 1.9 Td 1994>, Expert 2.0 1994>, Expert 2.0 Hdi 1999>, Expert 2.0 Hdi 16V 1999>, Expert Box 1.6 1995>, Expert Box 1.8 1995>, Expert Box 1.9 D 1995>, Expert Box 1.9 D 70 1998>, Expert Box 1.9 Td 1994>, Expert Box 1.9 Td 1995>, Expert Box 2.0 Hdi 1999>, Expert Platform/Chassis 1.6 1995>, Expert Platform/Chassis 1.9 D 1995>, Expert Platform/Chassis 1.9 Td 1994>, Expert Platform/Chassis 2.0 Hdi 1999>;



GS2070

FRONT WHEEL SENSOR (BOTH SIDES)

REPLACES / REEMPLAZA:

Citroën: 454567, 1480846080; **Bosch:** 0 265 006 388; **Delphi:** SS20268; **Mobiletron:** AB-EU270

APPLICATION / APLICACIÓN:

CITROËN: Evasion Mpv 1.8 1995>, Evasion Mpv 1.9 Td 1994>, Evasion Mpv 2.0 1994>, Evasion Mpv 2.0 16V 1998>, Evasion Mpv 2.0 Hdi 1999>, Evasion Mpv 2.0 Hdi 16V 1999>, Evasion Mpv 2.0 Turbo C.T. 1994>, Evasion Mpv 2.1 Td 1996>, Jumpy 1.6 1995>, Jumpy 1.9 D 1995>, Jumpy 1.9 D 70 1998>, Jumpy 1.9 Td 1994>, Jumpy 2.0 1994>, Jumpy 2.0 Hdi 110 2000>, Jumpy 2.0 Hdi 95 1999>, Jumpy 2.0 I 16V 2000>, Jumpy Box 1.6 I 1995>, Jumpy Box 1.9 D 1995>, Jumpy Box 1.9 D 70 1998>, Jumpy Box 1.9 Dt 1995>, Jumpy Box 1.9 Td 1994>, Jumpy Box 2.0 1994>, Jumpy Box 2.0 Hdi 95 1999>, Jumpy Box 2.0 I 16V 2000>, Jumpy Platform/Chassis 1.9 Td 1994>, Jumpy Platform/Chassis 2.0 Hdi 95 1999>;

FIAT: Scudo Box 1.6 1995>, Scudo Box 1.9 D 1995>, Scudo Box 1.9 Td 1994>, Scudo Box 2.0 1994>, Scudo Box 2.0 Jtd 1999>, Scudo Box 2.0 Jtd 16V 1999>, Scudo Combinato 1.6 1995>, Scudo Combinato 1.9 D 1995>, Scudo Combinato 1.9 Td 1994>, Scudo Combinato 1.9 Td Eco 1996>, Scudo Combinato 2.0 16V 1998>, Scudo Combinato 2.0 Jtd 1999>, Scudo Combinato 2.0 Jtd 16V 1999>, Scudo Platform/Chassis 1.6 1995>, Scudo Platform/Chassis 1.9 Td 1994>, Scudo Platform/Chassis 2.0 Jtd 1999>, Scudo Platform/Chassis 2.0 Jtd 16V 1999>, Ulysse 1.8 1997>, Ulysse 1.9 Td 1994>, Ulysse 1.9 Td 1995>, Ulysse 2.0 1994>, Ulysse 2.0 16V 1998>, Ulysse 2.0 16V 2000>, Ulysse 2.0 Jtd 1999>, Ulysse 2.0 Jtd 16V 1999>, Ulysse 2.0 Turbo 1994>, Ulysse 2.1 Td 1996>;

LANCIA: Zeta 2.0 16V 1998>, Zeta 2.0 16V 2000>, Zeta 2.0 Jtd 1999>, Zeta 2.0 Jtd 16V 2001>, Zeta 2.0 Turbo 1995>, Zeta 2.1 Td 1996>;

PEUGEOT: 806 1.8 1995>, 806 1.9 Td 1994>, 806 2.0 1994>, 806 2.0 16V 1998>, 806 2.0 Hdi 1999>, 806 2.0 Hdi 16V 1999>, 806 2.0 Turbo 1994>, 806 2.1 Td 12V 1996>, Expert 1.6 1995>, Expert 1.8 1995>, Expert 1.9 D 1995>, Expert 1.9 Td 1994>, Expert 2.0 1994>, Expert 2.0 Hdi 1999>, Expert 2.0 Hdi 16V 1999>, Expert Box 1.6 1995>, Expert Box 1.8 1995>, Expert Box 1.9 D 1995>, Expert Box 1.9 D 70 1998>, Expert Box 1.9 Td 1994>, Expert Box 2.0 Hdi 1999>, Expert Platform/Chassis 1.6 1995>, Expert Platform/Chassis 1.9 D 1995>, Expert Platform/Chassis 1.9 Td 1994>, Expert Platform/Chassis 2.0 Hdi 1999>;



GS2071

REAR WHEEL SENSOR (BOTH SIDES)

REPLACES / REEMPLAZA:

Citroën: 4545J0, 9665631780; **Bosch:** 0 986 594 562

APPLICATION / APLICACIÓN:

CITROËN: C5 Iii 2.0 16V 02.2008>, C5 Iii Break 2.0 16V 02.2008>, C6 3.0 V6 09.2005> 12.2012;

PEUGEOT: 407 Sw 2.0 Flex 10.2005> 02.2011, 407 Sw 2.0 16V 08.2005> 12.2010, 407 2.0 16V 09.2005> 12.2010



GS2072

FRONT WHEEL SENSOR (BOTH SIDES)

REPLACES / REEMPLAZA:

Citroën: 9670055080, 4545K5, 4545K6, 4545H9, 4545H5, 0986594567, 0986594596; **Meat & Doria:** 90601; **Mobiletron:** AB-EU484

APPLICATION / APLICACIÓN:

PEUGEOT: 407 1.6 Hdi 110 2004>2011, 407 1.8 2004>2011, 407 1.8 16V 2004>2011, 407 2.0 2004>2011, 407 2.0 16V 2004>2011, 407 2.0 BioFlex 2004>2011, 407 2.0 Hdi 2004>2011, 407 2.0 Hdi 135 2004>2011, 407 2.2 2004>2011, 407 2.2 16V 2004>2011, 407 2.2 Hdi 2004>2011, 407 2.2 Hdi 170 2004>2011, 407 2.7 Hdi 2004>2011, 407 3.0 2004>2011, 407 Coupe 2.0 Hdi 2005>2010, 407 Coupe 2.2 16V 2005>2010, 407 Coupe 2.7 Hdi 2005>2010, 407 Coupe 3.0 Hdi 2005>2010, 407 Coupe 3.0 V6 2005>2010, 407 SW 1.6 Hdi 110 2004>2011, 407 SW 1.8 2004>2011, 407 SW 1.8 16V 2004>2011, 407 SW 2.0 2004>2011, 407 SW 2.0 16V 2004>2011, 407 SW 2.0 BioFlex 2004>2011, 407 SW 2.0 Hdi 2004>2011, 407 SW 2.0 Hdi 135 2004>2011, 407 SW 2.2 2004>2011, 407 SW 2.2 16V 2004>2011, 407 SW 2.2 Hdi 2004>2011, 407 SW 2.2 Hdi 170 2004>2011, 407 SW 2.7 Hdi 2004>2011, 407 SW 3.0 2004>2011, 508 I 2.2 Hdi 2010>2018, 508 SW I 2.2 Hdi 2010>2018;

CITROËN: C5 II Break 2.2 Hdi 2004>2007, C5 III 1.6 Hdi 110 2008>2014, C5 III 1.6 Hdi 115 2008>2014, C5 III 1.6 THP 150 2008>2014, C5 III 1.6 THP 155 2008>2014, C5 III 1.6 VTI 120 2008>2014, C5 III 1.8 16V 2008>2014, C5 III 2.0 16V 2008>2014, C5 III 2.0 16V BioFlex 2008>2014, C5 III 2.0 Hdi 2008>2014, C5 III 2.0 Hdi 140 2008>2014, C5 III 2.0 Hdi 150 / BlueHdi 150 2008>2014, C5 III 2.0 Hdi 165 2008>2014, C5 III 2.0 Hdi 180 2008>2014, C5 III 2.2 Hdi 2008>2014, C5 III 2.2 Hdi 200 2008>2014, C5 III 2.7 Hdi 2008>2014, C5 III 3.0 Hdi 240 2008>2014, C5 III 3.0 V6 2008>2014, C5 III Break 1.6 Hdi 110 2008>2014, C5 III Break 1.6 Hdi 115 2008>2014, C5 III Break 1.6 THP 150 2008>2014, C5 III Break 1.6 THP 155 2008>2014, C5 III Break 1.6 VTI 120 2008>2014, C5 III Break 1.8 16V 2008>2014, C5 III Break 2.0 16V 2008>2014, C5 III Break 2.0 16V BioFlex 2008>2014, C5 III Break 2.0 Hdi 2008>2014, C5 III Break 2.0 Hdi 140 2008>2014, C5 III Break 2.0 Hdi 150 / BlueHdi 150 2008>2014, C5 III Break 2.0 Hdi 165 2008>2014, C5 III Break 2.0 Hdi 180 2008>2014, C5 III Break 2.2 Hdi 2008>2014, C5 III Break 2.2 Hdi 165 2008>2014, C5 III Break 2.2 Hdi 200 2008>2014, C5 III Break 2.7 Hdi 2008>2014, C5 III Break 3.0 Hdi 240 2008>2014, C5 III Break 3.0 V6 2008>2014, C6 2.2 Hdi 2005>2012, C6 2.7 Hdi 2005>2012, C6 3.0 Hdi 2005>2012, C6 3.0 V6 2005>2012



GS2073

FRONT WHEEL SENSOR (LEFT SIDE)

REPLACES / REEMPLAZA:

Mitsubishi: MN102573; **Meat & Doria:** 90534; **Bremi:** 50714

APPLICATION / APLICACIÓN:

MITSUBISHI: L 200/Triton 2.5 2005>2015, Pajero/ Montero IV 3.0/3.2 2007, Pajero/ Montero Sport II 3.0/3.2/3.5 2008



GS2074

FRONT WHEEL SENSOR (RIGHT SIDE)

REPLACES / REEMPLAZA:

Mitsubishi: MN102574; **Meat & Doria:** 90535; **Bremi:** 50715

APPLICATION / APLICACIÓN:

MITSUBISHI: L200 Triton 2007>2011, Pajero Dakar 2008>2011



GS2075

FRONT WHEEL SENSOR (BOTH SIDES)

REPLACES / REEMPLAZA:

BMW: 34526756379; **Bosch:** 0 986 594 529; **Delphi:** SS20010; **Hitachi:** 131517; **Meat & Doria:** 90079; **Mobiletron:** AB-EU190

APPLICATION / APLICACIÓN:

BMW: X5 3.0 d 2000>2006, X5 3.0 i 2000>2006, X5 4.4 i 2000>2006, X5 4.6 is 2000>2006, X5 4.8 is 2000>2006;

SEAT: Alhambra 1.8 T 20V 1996>2010, Alhambra 1.9 TDI 1996>2010, Alhambra 1.9 TDI 4motion 1996>2010, Alhambra 2.0 i 1996>2010;

FORD: Galaxy 1.9 TDI 1995>2006, Galaxy 2.3 16V 1995>2006;

VW: Sharan 1.8 T 20V 1995>2010, Sharan 1.9 TDI 1995>2010, Sharan 1.9 TDI 4motion 1995>2010, Sharan 2.0 1995>2010, Sharan 2.8 V6 24V 4motion 1995>2010



GS2076

REAR WHEEL SENSOR (BOTH SIDES)

REPLACES / REEMPLAZA:

BMW: 34526756380; **Bosch:** 0 986 594 530; **Delphi:** SS20163; **Hitachi:** 131518; **Meat & Doria:** 90080; **Mobiletron:** AB-EU191

APPLICATION / APLICACIÓN:

BMW: X5 3.0 d 2000>2006, X5 3.0 i 2000>2006, X5 4.4 i 2000>2006, X5 4.6 is 2000>2006



GS2077

REAR WHEEL SENSOR (LEFT SIDE)

REPLACES / REEMPLAZA:

Meat & Doria: 90536; **Bremi:** 50716

APPLICATION / APLICACIÓN:

MITSUBISHI: L 200 / TRITON 2.5 2005>2015



GS2078

FRONT WHEEL SENSOR (RIGHT SIDE)

REPLACES / REEMPLAZA:

Mitsubishi: MN102578, 4670A600; **Meat & Doria:** 90537; **Bremi:** 50717

APPLICATION / APLICACIÓN:

MITSUBISHI: L 200/Triton 2.5 2005>2015, Pajero/ Montero IV 3.0/3.2 2007, Pajero/ Montero Sport II 3.0/3.2/3.5 2008



GS2079

REAR WHEEL SENSOR (BOTH SIDES)

REPLACES / REEMPLAZA:

BMW: 34526784901, 0265008232; **Meat & Doria:** 90866E; **Mobiletron:** AB-EU222

APPLICATION / APLICACIÓN:

BMW: 5 518 d 2009>2016, 5 520 d 2009>2016, 5 520 d xDrive 2009>2016, 5 520 i 2009>2016, 5 523 i 2009>2016, 5 525 d 2009>2016, 5 525 d xDrive 2009>2016, 5 528 i 2009>2016, 5 528 i xDrive 2009>2016, 5 530 d 2009>2016, 5 530 d xDrive 2009>2016, 5 530 i 2009>2016, 5 535 d 2009>2016, 5 535 d xDrive 2009>2016, 5 535 i 2009>2016, 5 535 i xDrive 2009>2016, 5 550 i 2009>2016, 5 550 i xDrive 2009>2016, 5 ActiveHybrid 2009>2016, 5 M 550 d xDrive 2009>2016, 5 M5 2009>2016, 5 M5 Competition 2009>2016, 5 M5 Edition 30 2009>2016, 5 Gran Turismo 530 d xDrive 2009>2017, 5 Gran Turismo 535 d xDrive 2009>2017, 5 Gran Turismo 535 i xDrive 2009>2017, 5 Gran Turismo 550 i xDrive 2009>2017, 5 Touring 518 d 2009>2017, 5 Touring 520 d 2009>2017, 5 Touring 520 d xDrive 2009>2017, 5 Touring 520 i 2009>2017, 5 Touring 523 i 2009>2017, 5 Touring 525 d 2009>2017, 5 Touring 525 d xDrive 2009>2017, 5 Touring 528 i 2009>2017, 5 Touring 528 i xDrive 2009>2017, 5 Touring 530 d 2009>2017, 5 Touring 530 d xDrive 2009>2017, 5 Touring 530 i 2009>2017, 5 Touring 535 d 2009>2017, 5 Touring 535 d xDrive 2009>2017, 5 Touring 535 i 2009>2017, 5 Touring 535 i xDrive 2009>2017, 5 Touring 550 i 2009>2017, 5 Touring 550 i xDrive 2009>2017, 5 Touring M 550 d xDrive 2009>2017, 6 Convertible 640 d 2010>2018, 6 Convertible 640 d xDrive 2010>2018, 6 Convertible 640 i 2010>2018, 6 Convertible 640 i xDrive 2010>2018, 6 Convertible 650 i 2010>2018, 6 Convertible 650 i xDrive 2010>2018, 6 Convertible M6 2010>2018, 6 Convertible M6 Competition 2010>2018, 6 Coupe 640 d 2011>2017, 6 Coupe 640 d xDrive 2011>2017, 6 Coupe 640 i 2011>2017, 6 Coupe 640 i xDrive 2011>2017, 6 Coupe 650 i 2011>2017, 6 Coupe 650 i xDrive 2011>2017, 6 Coupe M6 2011>2017, 6 Coupe M6 Competition 2011>2017, 6 Gran Coupe 640 d 2012>2018, 6 Gran Coupe 640 d xDrive 2012>2018, 6 Gran Coupe 640 i 2012>2018, 6 Gran Coupe 640 i xDrive 2012>2018, 6 Gran Coupe 650 i 2012>2018, 6 Gran Coupe 650 i xDrive 2012>2018, 6 Gran Coupe M6 2012>2018, 6 Gran Coupe M6 Competition 2012>2018



GS2080

REAR WHEEL SENSOR (BOTH SIDES)

REPLACES / REEMPLAZA:

Chevrolet: 96626080; **Opel:** 96626080, 4809379

APPLICATION / APLICACIÓN:

Chevrolet: Captiva, Equinox

Opel: Antara 2.0/2.2/2.4/3.0

PS: set of GS2313



GS2081

FRONT WHEEL SENSOR (LEFT SIDE)

REPLACES / REEMPLAZA:

Citroën: 454594, 14888410, 1493882080, 0265007083;

Bosch: 0 265 007 083; **Delphi:** SS20120;

Meat & Doria: 90185; **Mobiletron:** AB-EU089

APPLICATION / APLICACIÓN:

PEUGEOT: 807 2.0 2002>1900, 807 2.0 16V 2002>1900, 807 2.0 HDi 2002>1900, 807 2.2 2002>1900, 807 2.2 HDi 2002>1900, 807 3.0 V6 2002>1900;

CITROËN: C8 2.0 2002>1900, C8 2.0 16V 2002>1900, C8 2.0 HDi 2002>1900, C8 2.0 HDi 135 2002>1900, C8 2.2 2002>1900, C8 2.2 HDi 2002>1900, C8 3.0 V6 2002>1900, C8 2.0 HDi 165 2002>1900;

LANCIA: Phedra 2.0 (179AXA11, 179AXA1A) 2002>2010, Phedra 2.0 D Multijet 2002>2010, Phedra 2.0 JTD 2002>2010, Phedra 2.0 JTD (179AXB1A) 2002>2010, Phedra 2.2 JTD (179AXC1A) 2002>2010, Phedra 3.0 V6 2002>2010, Phedra 2.2 D Multijet 2002>2010, Phedra 2.2 JTD 2002>2010;

FIAT: Ulysse 2.0 (179BXA11, 179BXA1A) 2002>2011, Ulysse 2.0 D Multijet 2002>2011, Ulysse 2.0 JTD 2002>2011, Ulysse 2.2 JTD 2002>2011, Ulysse 3.0 2002>2011, Ulysse 2.2 D Multijet 2002>2011, Ulysse 2.0 16V (220AQ5) 1999>2002, Ulysse 2.0 JTD 16V 1999>2002

GS2082

FRONT WHEEL SENSOR (RIGHT SIDE)

REPLACES / REEMPLAZA:

Citroën: 454595, 1493883080, 0265007084; **Bosch:** 0 265 007 084; **Delphi:** SS20121; **Meat & Doria:** 90186; **Mobiletron:** AB-EU090

APPLICATION / APLICACIÓN:

PEUGEOT: 807 2.0 2002>1900, 807 2.0 16V 2002>1900, 807 2.0 HDi 2002>1900, 807 2.2 2002>1900, 807 2.2 HDi 2002>1900, 807 3.0 V6 2002>1900;

CITROËN: C8 2.0 2002>1900, C8 2.0 16V 2002>1900, C8 2.0 HDi 2002>1900, C8 2.0 HDi 135 2002>1900, C8 2.2 2002>1900, C8 2.2 HDi 2002>1900, C8 3.0 V6 2002>1900, C8 2.0 HDi 165 2002>1900;

LANCIA: Phedra 2.0 (179AXA11, 179AXA1A) 2002>2010, Phedra 2.0 D Multijet 2002>2010, Phedra 2.0 JTD 2002>2010, Phedra 2.0 JTD (179AXB1A) 2002>2010, Phedra 2.2 JTD (179AXC1A) 2002>2010, Phedra 3.0 V6 2002>2010, Phedra 2.2 D Multijet 2002>2010, Phedra 2.2 JTD 2002>2010;

FIAT: Ulysse 2.0 (179BXA11, 179BXA1A) 2002>2011, Ulysse 2.0 D Multijet 2002>2011, Ulysse 2.0 JTD 2002>2011, Ulysse 2.2 JTD 2002>2011, Ulysse 3.0 2002>2011, Ulysse 2.2 D Multijet 2002>2011, Ulysse 2.0 16V (220AQ5) 1999>2002, Ulysse 2.0 JTD 16V 1999>2002



GS2083

REAR WHEEL SENSOR (BOTH SIDES)

REPLACES / REEMPLAZA:

Citroën: 1494167080, 454596, 0986594566; **Bosch:** 0 986 594 566; **Delphi:** SS20119; **Cargo:** 182316; **Meat & Doria:** 90187; **Mobiletron:** AB-EU091

APPLICATION / APLICACIÓN:

PEUGEOT: 807 2.0 2002>1900, 807 2.0 16V 2002>1900, 807 2.0 HDi 2002>1900, 807 2.2 2002>1900, 807 2.2 HDi 2002>1900, 807 3.0 V6 2002>1900, 607 2.0 HDi 2001>2004;

CITROËN: C8 2.0 2002>1900, C8 2.0 16V 2002>1900, C8 2.0 HDi 2002>1900, C8 2.0 HDi 135 2002>1900, C8 2.0 HDi 165 2002>1900, C8 2.2 2002>1900, C8 2.2 HDi 2002>1900, C8 3.0 V6 2002>1900, C5 I 1.8 16V (DC6FZB, DC6FZE) 2001>2005, C5 I 2.0 16V (DCRFNC, DCRFNF) 2001>2005, C5 I 2.0 16V HPI (DCRLZB) 2001>2005, C5 I 2.0 HDi 2001>2005, C5 I 2.0 HDi (DCRHYB) 2001>2005, C5 I 2.0 HDi (DCRHZB, DCRHZE) 2001>2005, C5 I 2.2 HDi (DC4HXB, DC4HXE) 2001>2005, C5 I 3.0 V6 (DCXFXC, DCXFXF) 2001>2005, C5 I Break 1.8 16V (DE6FZB, DE6FZE) 2001>2004, C5 I Break 2.0 16V (DERFNF, DERFNC, RERFNC) 2001>2004, C5 I Break 2.0 16V HPI (DERLZB) 2001>2004, C5 I Break 2.0 HDi (DERHSB, DERHSE) 2001>2004, C5 I Break 2.0 HDi (DERHYB) 2001>2004, C5 I Break 2.0 HDi (DERHZB, DERHZE) 2001>2004, C5 I Break 2.2 HDi (DE4HXB, DE4HXE) 2001>2004, C5 I Break 3.0 V6 (DEXFXC, DEXFXF) 2001>2004, C5 II 1.6 HDi (RC8HZB) 2004>2007, C5 II 1.8 16V 2004>2007, C5 II 1.8 16V (RC6FZB) 2004>2007, C5 II 2.0 16V (RCRFJB, RCRFJC) 2004>2007, C5 II 2.0 HDi (RCRHRH) 2004>2007, C5 II 2.2 HDi 2004>2007, C5 II 2.2 HDi (RC4HXE) 2004>2007, C5 II 3.0 V6 2004>2007, C5 II 3.0 V6 (RCXFUF) 2004>2007, C5 II Break 1.6 HDi (RE8HZB) 2004>2007, C5 II Break 1.8 16V 2004>2007, C5 II Break 1.8 16V (RE6FZB) 2004>2007, C5 II Break 2.0 16V (RERFJB, RERFJC) 2004>2007, C5 II Break 2.0 HDi (RERHRH) 2004>2007, C5 II Break 2.2 HDi 2004>2007, C5 II Break 2.2 HDi (RE4HXE) 2004>2007, C5 II Break 3.0 V6 2004>2007, C5 II Break 3.0 V6 (REXFUF) 2004>2007;

LANCIA: Phedra 2.0 (179AXA11, 179AXA1A) 2002>2010, Phedra 2.0 D Multijet 2002>2010, Phedra 2.0 JTD 2002>2010, Phedra 2.0 JTD (179AXB1A) 2002>2010, Phedra 2.2 D Multijet 2002>2010, Phedra 2.2 JTD 2002>2010, Phedra 2.2 JTD (179AXC1A) 2002>2010, Phedra 3.0 V6 2002>2010;

FIAT: Ulysse 2.0 (179BXA11, 179BXA1A) 2002>2011, Ulysse 2.0 D Multijet 2002>2011, Ulysse 2.0 JTD 2002>2011, Ulysse 2.2 D Multijet 2002>2011, Ulysse 2.2 JTD 2002>2011, Ulysse 3.0 2002>2011, Ulysse 2.0 16V (220AQ5) 1999>2002, Ulysse 2.0 JTD 16V 1999>2002



GS2084

FRONT WHEEL SENSOR (BOTH SIDES)

REPLACES / REEMPLAZA:

Peugeot: 454597, 9665455580, 4545J9, 4545E4, 0986594551, 0986594597; **Bosch:** 0 986 594 551; **Delphi:** SS20133; **Hitachi:** 131591; **Cargo:** 182315; **Meat & Doria:** 90151, 90151E; **Mobiletron:** AB-EU029

APPLICATION / APLICACIÓN:

PEUGEOT: 1007 1.4 2005>1900, 1007 1.4 16V 2005>1900, 1007 1.4 HDi 2005>1900, 1007 1.6 16V 2005>1900, 1007 1.6 HDi 2005>1900;

CITROËN: C2 1.1 2003>2009, C2 1.4 2003>2009, C2 1.4 16V 2003>2009, C2 1.4 HDi 2003>2009, C2 1.6 2003>2009, C2 1.6 HDi 2003>2009, C2 1.6 VTS 2003>2009, C2 Enterprise 1.1 2003>2008, C2 Enterprise 1.4 HDi 2003>2008, C3 I 1.1 i 2002>2012, C3 I 1.1 LPG 2002>2012, C3 I 1.4 2002>2012, C3 I 1.4 16V 2002>2012, C3 I 1.4 16V HDi 2002>2012, C3 I 1.4 BiFuel 2002>2012, C3 I 1.4 Flex 2002>2012, C3 I 1.4 HDi 2002>2012, C3 I 1.4 i 2002>2012, C3 I 1.4 i Bivalent 2002>2012, C3 I 1.6 16V 2002>2012, C3 I 1.6 16V HDi 2002>2012, C3 I 1.6 BioFlex 2002>2012, C3 Pluriel 1.4 2003>1900, C3 Pluriel 1.4 HDi 2003>1900, C3 Pluriel 1.6 2003>1900, C3 II 1.1 i 2009>2016, C3 II 1.4 2009>2016, C3 II 1.4 HDi 70 2009>2016, C3 II 1.4 LPG 2009>2016, C3 II 1.4 VTI 95 2009>2016, C3 II 1.6 HDi 2009>2016, C3 II 1.6 HDi 110 2009>2016, C3 II 1.6 HDi 115 2009>2016, C3 II 1.6 HDi 90 2009>2016, C3 II 1.6 VTI 120 2009>2016, C3 Picasso 1.4 VTI 95 2009>2016, C3 Picasso 1.4 VTI 95 LPG 2009>2016, C3 Picasso 1.6 HDi 2009>2016, C3 Picasso 1.6 HDi 110 2009>2016, C3 Picasso 1.6 HDi 115 2009>2016, C3 Picasso 1.6 HDi 90 2009>2016, C3 Picasso 1.6 VTI 120 2009>2016, C2 1.4 2006>2014, C2 1.6 2006>2014



GS2085

REAR WHEEL SENSOR (BOTH SIDES)

REPLACES / REEMPLAZA:

Peugeot: 4545J8, 4545E5, 9805066080, 9805083380, 0265008485, 0265007707, 0265009501; **Bosch:** 0 265 008 485; **Delphi:** SS20315; **Meat & Doria:** 90209, 90209E, **Mobiletron:** AB-EU273

APPLICATION / APLICACIÓN:

PEUGEOT: 207 1.4 2006>2015, 207 1.4 16V 2006>2015, 207 1.4 HDi 2006>2015, 207 1.6 16V RC 2006>2015, 207 1.6 16V Turbo 2006>2015, 207 1.6 16V VTI 2006>2015, 207 1.6 HDi 2006>2015, 207 1.6 HDi 110 2006>2015, 207 CC 1.6 16V 2007>2015, 207 CC 1.6 16V Turbo 2007>2015, 207 CC 1.6 HDi 2007>2015, 207 Saloon 1.4 2007>2014, 207 Saloon 1.6 2007>2014, 207 Saloon 1.9 XSD 2007>2014, 207 SW 1.4 2007>2013, 207 SW 1.4 16V 2007>2013, 207 SW 1.6 16V 2007>2013, 207 SW 1.6 HDi 2007>2013, 207 SW Box Body/Estate 1.6 HDi 2007>2012, 207 Van 1.4 HDi 2006>2012, 207 Van 1.6 HDi 2006>2012, 208 Box 1.4 HDi 2012>1900, 208 I 1.0 2012>2017, 208 I 1.2 2012>2017, 208 I 1.4 Flex 2012>2017, 208 I 1.4 HDi 2012>2017, 208 I 1.4 VTI 2012>2017, 208 I 1.6 2012>2017, 208 I 1.6 Flex 2012>2017, 208 I 1.6 GTi 2012>2017, 208 I 1.6 HDi 2012>2017, 208 I 1.6 HDi / BlueHDi 75 2012>2017, 301 1.2 VTI 72 2012>2017, 301 1.6 HDi 90 2012>2017, 301 1.6 VTI 115 2012>2017, 207 1.4 BiFuel 2006>2015, 207 1.4 BioFlex 2006>2015, 207 1.6 2006>2015, 207 1.6 16V 2006>2015, 207 Saloon 1.4 Flex 2007>2014, 207 Saloon 1.6 BioFlex 2007>2014, 207 SW 1.4 LPG 2007>2013, 207 SW 1.6 16V RC 2007>2013, 207 SW 1.6 16V Turbo 2007>2013, 207 Van 1.4 2006>2012, 207 Van 1.6 VTI 2006>2012, 208 I 1.2 THP 110 2012>2017;

CITROËN: C3 II 1.4 Flex 2009>2016, C3 II 1.6 VTI 120 Flex 2009>2016, C3 Picasso 1.4 Flex 2009>2016, C3 Picasso 1.4 VTI 95 2009>2016, C3 Picasso 1.4 VTI 95 LPG 2009>2016, C3 Picasso 1.6 Flex 2009>2016, C3 Picasso 1.6 HDi 2009>2016, C3 Picasso 1.6 HDi 110 2009>2016, C3 Picasso 1.6 HDi 115 2009>2016, C3 Picasso 1.6 HDi 90 2009>2016, C3 Picasso 1.6 VTI 2009>2016, C3 Picasso 1.6 VTI 120 2009>2016, C4 Aircross 1.6 Flex 2010>2018, C-ELYSEE 1.2 VTI 72 2012>1900, C-ELYSEE 1.6 HDi 92 2012>1900, C-ELYSEE 1.6 VTI 115 2012>1900



GS2086

REAR WHEEL SENSOR (BOTH SIDES)

REPLACES / REEMPLAZA:

Peugeot: 96584207, 4545C4, 96461258, 9658420780, 454508, 4545L0, 4545K8, 96584107, 0265007779, 0265007645, 0265008017; **Bosch:** 0 265 007 779;

Delphi: SS20066; **Meat & Doria:** 90199; **Mobiletron:** AB-EU318

APPLICATION / APLICACIÓN:

PEUGEOT: 307 1.4 2000>2012, 307 1.4 16V 2000>2012, 307 1.4 HDi 2000>2012, 307 1.6 2000>2012, 307 1.6 16V 2000>2012, 307 1.6 HDi 2000>2012, 307 1.6 HDi 110 2000>2012, 307 2.0 2000>2012, 307 2.0 16V 2000>2012, 307 2.0 HDi 110 2000>2012, 307 2.0 HDi 135 2000>2012, 307 2.0 HDi 90 2000>2012, 307 Break 1.4 2002>2009, 307 Break 1.4 16V 2002>2009, 307 Break 1.4 HDi 2002>2009, 307 Break 1.6 16V 2002>2009, 307 Break 1.6 BioFlex 2002>2009, 307 Break 1.6 HDi 2002>2009, 307 Break 1.6 HDi 110 2002>2009, 307 Break 2.0 2002>2009, 307 Break 2.0 16V 2002>2009, 307 Break 2.0 HDi 110 2002>2009, 307 Break 2.0 HDi 135 2002>2009, 307 Break 2.0 HDi 90 2002>2009, 307 CC 1.6 16V 2003>2009, 307 CC 2.0 16V 2003>2009, 307 CC 2.0 HDi 135 2003>2009, 307 Saloon 2.0 2004>2012, 307 SW 1.4 2002>2009, 307 SW 1.4 16V 2002>2009, 307 SW 1.6 16V 2002>2009, 307 SW 1.6 BioFlex 2002>2009, 307 SW 1.6 HDi 110 2002>2009, 307 SW 2.0 16V 2002>2009, 307 SW 2.0 HDi 110 2002>2009, 307 SW 2.0 HDi 135 2002>2009, 307 SW 2.0 HDi 90 2002>2009, 307 SW Box Body/Estate 1.4 HDi 2002>2009, 307 SW Box Body/Estate 2.0 HDi 2002>2009, 307 1.6 BioFlex 2000>2012, 307 1.6 Flex 2000>2012, 307 2.0 Flex 2000>2012, 307 Saloon 1.6 2004>2012, 307 Saloon 1.6 Flex 2004>2012, 307 Saloon 2.0 Flex 2004>2012, 307 Saloon 2.0 HDi 2004>2012, 307 SW 1.6 HDi 90 2002>2009, 307 SW Box Body/Estate 1.6 HDi 2002>2009;

CITROËN: C4 Coupe 1.4 16V 2004>2011, C4 Coupe 1.6 16V 2004>2011, C4 Coupe 1.6 HDi 2004>2011, C4 Coupe 1.6 THP 150 2004>2011, C4 Coupe 1.6 VTi 120 2004>2011, C4 Coupe 2.0 16V 2004>2011, C4 Coupe 2.0 HDi 2004>2011, C4 Coupe 2.0 VTR 2004>2011, C4 I 1.4 16V 2004>2011, C4 I 1.6 16V 2004>2011, C4 I 1.6 HDi 2004>2011, C4 I 1.6 THP 140 2004>2011, C4 I 1.6 THP 150 2004>2011, C4 I 1.6 THP 150 2004>2011, C4 I 2.0 16V 2004>2011, C4 I 2.0 HDi 2004>2011, C4 I Box Body / Hatchback 2.0 HDi 2005>2010, C4 I Saloon 1.6 16V 2006>2011, C4 I Saloon 1.6 HDi 2006>2011, C4 I Saloon 2.0 16V 2006>2011, C4 I Saloon 2.0 HDi 2006>2011, C4 Grand Picasso I 1.6 HDi 2006>2013, C4 Grand Picasso I 2.0 HDi 138 2006>2013, C4 Grand Picasso I 2.0 I 16V 2006>2013



GS2087

REAR WHEEL SENSOR (BOTH SIDES)

REPLACES / REEMPLAZA:

Citroën: 454589, 4545H7, 4545F8, 96353848, 96436605, 96449668, 96436880, 96526967, 4545C2, 0265007424, 0265007664, 0265008018; **Bosch:** 0 265 007 424;

Delphi: SS20025; **Cargo:** 181908; **Hitachi:** 131582; **Meat & Doria:** 90291; **Mobiletron:** AB-EU001

APPLICATION / APLICACIÓN:

PEUGEOT: 307 1.4 2000>2012, 307 1.4 16V 2000>2012, 307 1.4 HDi 2000>2012, 307 1.6 2000>2012, 307 1.6 16V 2000>2012, 307 1.6 HDi 2000>2012, 307 1.6 HDi 110 2000>2012, 307 2.0 2000>2012, 307 2.0 16V 2000>2012, 307 2.0 HDi 110 2000>2012, 307 2.0 HDi 135 2000>2012, 307 2.0 HDi 90 2000>2012, 307 Break 1.4 2002>2009, 307 Break 1.4 16V 2002>2009, 307 Break 1.4 HDi 2002>2009, 307 Break 1.6 16V 2002>2009, 307 Break 1.6 HDi 2002>2009, 307 Break 1.6 HDi 110 2002>2009, 307 Break 2.0 2002>2009, 307 Break 2.0 HDi 110 2002>2009, 307 Break 2.0 HDi 135 2002>2009, 307 Break 2.0 HDi 90 2002>2009, 307 CC 1.6 16V 2003>2009, 307 CC 2.0 16V 2003>2009, 307 CC 2.0 HDi 135 2003>2009, 307 Saloon 2.0 2004>2012, 307 SW 1.4 2002>2009, 307 SW 1.4 16V 2002>2009, 307 SW 1.6 16V 2002>2009, 307 SW 1.6 HDi 110 2002>2009, 307 SW 2.0 16V 2002>2009, 307 SW 2.0 HDi 110 2002>2009, 307 SW 2.0 HDi 135 2002>2009, 307 SW 2.0 HDi 90 2002>2009, 307 SW Box Body/Estate 1.4 HDi 2002>2009, 307 SW Box Body/Estate 2.0 HDi 2002>2009, 307 1.6 BioFlex 2000>2012, 307 1.6 Flex 2000>2012, 307 Break 2.0 16V 2002>2009, 307 SW 1.6 BioFlex 2002>2009, 307 SW 1.6 HDi 90 2002>2009, 307 SW Box Body/Estate 1.6 HDi 2002>2009;

CITROËN: C4 Coupe 1.4 16V 2004>2011, C4 Coupe 1.6 16V 2004>2011, C4 Coupe 1.6 HDi 2004>2011, C4 Coupe 1.6 THP 2004>2011, C4 Coupe 1.6 THP 150 2004>2011, C4 Coupe 1.6 VTi 120 2004>2011, C4 Coupe 2.0 16V 2004>2011, C4 Coupe 2.0 HDi 2004>2011, C4 Coupe 2.0 VTR 2004>2011, C4 I 1.4 16V 2004>2011, C4 I 1.6 16V 2004>2011, C4 I 1.6 HDi 2004>2011, C4 I 1.6 THP 140 2004>2011, C4 I 1.6 THP 150 2004>2011, C4 I 1.6 THP 150 2004>2011, C4 I 2.0 16V 2004>2011, C4 I 2.0 HDi 2004>2011, C4 I Box Body / Hatchback 2.0 HDi 2005>2010, C4 I Saloon 1.6 16V 2006>2011, C4 I Saloon 1.6 HDi 2006>2011, C4 I Saloon 2.0 16V 2006>2011, C4 I 2.0 HDi 2006>2011



GS2088

FRONT WHEEL SENSOR (BOTH SIDES)

REPLACES / REEMPLAZA:

Citroën: 454586, 0986594576; **Bosch:** 0 986 594 576; **Delphi:** SS20135; **Cargo:** 182316; **Meat & Doria:** 90163; **Mobiletron:** AB-EU084

APPLICATION / APLICACIÓN:

CITROËN: C5 Box Body/Estate 1.8 2002>2008, C5 Box Body/Estate 2.0 2002>2008, C5 Box Body/Estate 2.0 HDi 2002>2008, C5 Box Body/Estate 2.2 HDi 2002>2008, C5 I 1.8 16V (DC6FZB, DC6FZE) 2001>2005, C5 I 2.0 16V (DCRFNC, DCRFNF) 2001>2005, C5 I 2.0 16V HPI (DCRLZB) 2001>2005, C5 I 2.0 HDi (DCRHYB) 2001>2005, C5 I 2.0 HDi (DCRHZB, DCRHZE) 2001>2005, C5 I 2.2 HDi (DC4HXB, DC4HXE) 2001>2005, C5 I 3.0 V6 (DCXFXC, DCXFXF) 2001>2005, C5 I 3.0 V6 (DCXFXF) 2001>2005, C5 I Break 1.8 16V (DE6FZB, DE6FZE) 2001>2004, C5 I Break 2.0 16V (DERFNF, DERFNC, RERFNC) 2001>2004, C5 I Break 2.0 16V HPI (DERLZB) 2001>2004, C5 I Break 2.0 HDi (DERHSE, DERHSE) 2001>2004, C5 I Break 2.0 HDi (DERHYB) 2001>2004, C5 I Break 2.0 HDi (DERHZE, DERHZE) 2001>2004, C5 I Break 2.2 HDi (DE4HXB, DE4HXE) 2001>2004, C5 I Break 3.0 Carlsson 2001>2004, C5 I Break 3.0 V6 (DEXFXC, DEXFXF) 2001>2004, C5 II 1.6 HDi (RC8HZB) 2004>2007, C5 II 1.8 16V 2004>2007, C5 II 1.8 16V (RC6FZB) 2004>2007, C5 II 2.0 16V (RCRFJB, RCRFJC) 2004>2007, C5 II 2.0 HDi (RCRHRH) 2004>2007, C5 II 2.2 HDi 2004>2007, C5 II 2.2 HDi (RC4HXE) 2004>2007, C5 II 3.0 V6 2004>2007, C5 II 3.0 V6 (RCXFXC) 2004>2007, C5 II Break 1.6 HDi (RE8HZB) 2004>2007, C5 II Break 1.8 16V 2004>2007, C5 II Break 1.8 16V (RE6FZB) 2004>2007, C5 II Break 2.0 16V (RERFJB, RERFJC) 2004>2007, C5 II Break 2.0 HDi (RERHRH) 2004>2007, C5 II Break 2.2 HDi 2004>2007, C5 II Break 2.2 HDi (RE4HXE) 2004>2007, C5 II Break 3.0 V6 2004>2007, C5 II Break 3.0 V6 (REXFUF) 2004>2007, C5 Box Body/Estate 1.6 HDi 2002>2008, C5 III 3.0 Carlsson HP 2004>2007, C5 III Break 3.0 2004>2007, C5 III 1.6 HDi 110 2008>2014, C5 III 1.8 16V 2008>2014, C5 III 2.0 16V 2008>2014, C5 III 2.0 16V BioFlex 2008>2014, C5 III 2.0 HDi 2008>2014, C5 III 2.2 HDi 2008>2014, C5 III 2.7 HDi 2008>2014, C5 III Break 1.6 HDi 110 2008>2014, C5 III Break 1.8 16V 2008>2014, C5 III Break 2.0 16V 2008>2014, C5 III Break 2.0 16V BioFlex 2008>2014, C5 III Break 2.0 HDi 2008>2014, C5 III Break 2.2 HDi 2008>2014, C5 III Break 2.2 HDi 165 2008>2014, C5 III Break 2.7 HDi 2008>2014, C5 III Break 3.0 V6 2008>2014



GS2089

REAR WHEEL SENSOR (BOTH SIDES)

REPLACES / REEMPLAZA:

Citroën: 4545A5, 0986594568; **Bosch:** 0 986 594 568; **Delphi:** SS20391; **Cargo:** 181902; **Meat & Doria:** 90164

APPLICATION / APLICACIÓN:

CITROËN: C5 Box Body/Estate 2.0 2002>2008, C5 Box Body/Estate 2.0 HDi 2002>2008, C5 II 1.6 HDi (RC8HZB) 2004>2007, C5 II 1.8 16V 2004>2007, C5 II 1.8 16V (RC6FZB) 2004>2007, C5 II 2.0 16V (RCRFJB, RCRFJC) 2004>2007, C5 II 2.0 HDi (RCRHRH) 2004>2007, C5 II 2.2 HDi 2004>2007, C5 II 2.2 HDi (RC4HXE) 2004>2007, C5 II 3.0 V6 2004>2007, C5 II 3.0 V6 (RCXFXF) 2004>2007, C5 II Break 1.6 HDi (RE8HZB) 2004>2007, C5 II Break 1.8 16V 2004>2007, C5 II Break 1.8 16V (RE6FZB) 2004>2007, C5 II Break 2.0 16V (RERFJB, RERFJC) 2004>2007, C5 II Break 2.0 HDi (RERHRH) 2004>2007, C5 II Break 2.2 HDi 2004>2007, C5 II Break 2.2 HDi (RE4HXE) 2004>2007, C5 II Break 3.0 V6 2004>2007, C5 II Break 3.0 V6 (REXFUF) 2004>2007, C5 Box Body/Estate 1.6 HDi 2002>2008, C5 Box Body/Estate 1.8 2002>2008, C5 Box Body/Estate 2.2 HDi 2002>2008, C5 I 1.8 16V (DC6FZB, DC6FZE) 2001>2005, C5 I 2.0 16V (DCRFNC, DCRFNF) 2001>2005, C5 I 2.0 16V HPI (DCRLZB) 2001>2005, C5 I 2.0 HDi (DCRHYB) 2001>2005, C5 I 2.0 HDi (DCRHZB, DCRHZE) 2001>2005, C5 I 2.2 HDi (DC4HXB, DC4HXE) 2001>2005, C5 I 3.0 Carlsson HP 2001>2005, C5 I 3.0 V6 2001>2005, C5 I 3.0 V6 (DCXFXC, DCXFXF) 2001>2005, C5 I Break 1.8 16V (DE6FZB, DE6FZE) 2001>2004, C5 I Break 2.0 16V (DERFNF, DERFNC, RERFNC) 2001>2004, C5 I Break 2.0 16V HPI (DERLZB) 2001>2004, C5 I Break 2.0 HDi (DERHSE, DERHSE) 2001>2004, C5 I Break 2.0 HDi (DERHYB) 2001>2004, C5 I Break 2.0 HDi (DERHZE, DERHZE) 2001>2004, C5 I Break 2.2 HDi (DE4HXB, DE4HXE) 2001>2004, C5 I Break 3.0 Carlsson 2001>2004, C5 I Break 3.0 V6 (DEXFXC, DEXFXF) 2001>2004, C5 II 2.0 16V 2004>2007, C5 II 3.0 Carlsson HP 2004>2007, C5 II Break 3.0 2004>2007




GS2090
FRONT WHEEL SENSOR (RIGHT SIDE)

REPLACES / REEMPLAZA:

Chrysler: 4764116, K04764116; **Vemo:** V33-72-0079

APPLICATION / APLICACIÓN:

PLYMOUTH: Breeze 2.0 Base Sedan 4-Door 1998>2000, Breeze 2.0 Expresso Sedan 4-Door 1998>1999, Breeze 2.4 Base Sedan 4-Door 1998>2000, Breeze 2.4 Expresso Sedan 4-Door 1998>1999;

CHRYSLER: Cirrus 2.0 LX Sedan 4-Door 2000, Cirrus 2.4 Limited Coupe 2-Door 1998>2000, Cirrus 2.4 LX Sedan 4-Door 1999>2000, Cirrus 2.4 LXi Sedan 4-Door 1998>2000, Cirrus 2.5 Base Coupe 2-Door 1999>2000, Cirrus 2.5 LX Sedan 4-Door 2000, Cirrus 2.5 LXi Sedan 4-Door 1998>2000, Sebring 2.4 JX Convertible 2-Door 1998, Sebring 2.4 JXi Convertible 2-Door 1998, Sebring 2.5 JX Convertible 2-Door 1998>2000, Sebring 2.5 JXi Convertible 2-Door 1998>2000;

DODGE: Stratus 2.0 Base Sedan 4-Door 1998>1999, Stratus 2.0 SE Sedan 4-Door 2000, Stratus 2.4 Base Sedan 4-Door 1998>1999, Stratus 2.4 ES Sedan 4-Door 1998>1999, Stratus 2.4 LE Sedan 4-Door 1998>2000, Stratus 2.4 LX Sedan 4-Door 1998>2000, Stratus 2.4 R/T Sedan 4-Door 1998>2000, Stratus 2.4 SE Sedan 4-Door 1998>2000, Stratus 2.5 ES Sedan 4-Door 1998>2000

GS2091
FRONT WHEEL SENSOR (LEFT SIDE)

REPLACES / REEMPLAZA:

Chrysler: 4764117

APPLICATION / APLICACIÓN:

PLYMOUTH: Breeze 2.0 Base Sedan 4-Door 1998>2000, Breeze 2.0 Expresso Sedan 4-Door 1998>1999, Breeze 2.4 Base Sedan 4-Door 1998>2000, Breeze 2.4 Expresso Sedan 4-Door 1998>1999;

CHRYSLER: Cirrus 2.0 LX Sedan 4-Door 2000, Cirrus 2.4 Limited Coupe 2-Door 1998>2000, Cirrus 2.4 LX Sedan 4-Door 1999>2000, Cirrus 2.4 LXi Sedan 4-Door 1998>2000, Cirrus 2.5 Base Coupe 2-Door 1999>2000, Cirrus 2.5 LX Sedan 4-Door 2000, Cirrus 2.5 LXi Sedan 4-Door 1998>2000, Sebring 2.4 JX Convertible 2-Door 1998, Sebring 2.4 JXi Convertible 2-Door 1998, Sebring 2.5 JX Convertible 2-Door 1998>2000, Sebring 2.5 JXi Convertible 2-Door 1998>2000;

DODGE: Stratus 2.0 Base Sedan 4-Door 1998>1999, Stratus 2.0 SE Sedan 4-Door 2000, Stratus 2.4 Base Sedan 4-Door 1998>1999, Stratus 2.4 ES Sedan 4-Door 1998>1999, Stratus 2.4 LE Sedan 4-Door 1998>2000, Stratus 2.4 LX Sedan 4-Door 1998>2000, Stratus 2.4 R/T Sedan 4-Door 1998>2000, Stratus 2.4 SE Sedan 4-Door 1998>2000, Stratus 2.5 ES Sedan 4-Door 1998>2000

GS2093
FRONT WHEEL SENSOR (BOTH SIDES)

REPLACES / REEMPLAZA:

Jeep: 56005216, 56005216AB, 56005217, 56005217AB

APPLICATION / APLICACIÓN:

JEEP: Cherokee 4.0 I 1999>2001, Grand Cherokee I 2.5 Td 4X4 1995>1999, Grand Cherokee I 2.5 Td Laredo 1996>1998, Grand Cherokee I 4.0 Laredo 1996>1998, Grand Cherokee I 4.0 I 4X4 1991>1999, Grand Cherokee I 5.2 1996>1998, Grand Cherokee I 5.2 4X4 1995>1998, Grand Cherokee I 5.2 Limited 4X4 1996>1998, Grand Cherokee I 5.2 I 4X4 1992>1999, Grand Cherokee I 5.9 I 4X4 1997>1999

GS2096
FRONT WHEEL SENSOR (RIGHT SIDE)

REPLACES / REEMPLAZA:

Jeep: 56041316AA, 56041316AB, 56041316AC;

Mobiletron: AB-US078

APPLICATION / APLICACIÓN:

JEEP: Grand Cherokee li 2.7 Crd 4X4 2001>2005, Grand Cherokee li 3.1 Td 4X4 1999>2001, Grand Cherokee li 4.0 4X4 1999>2005, Grand Cherokee li 4.7 V8 4X4 1999>2000

GS2097
FRONT WHEEL SENSOR (LEFT SIDE)

REPLACES / REEMPLAZA:

Jeep: 6041317AA, 56041317AB, 56041317AC

APPLICATION / APLICACIÓN:

JEEP: Grand Cherokee li 2.7 Crd 4X4 2001>2005, Grand Cherokee li 3.1 Td 4X4 1999>2001, Grand Cherokee li 4.0 4X4 1999>2005, Grand Cherokee li 4.7 V8 4X4 1999>2000

GS2098
REAR WHEEL SENSOR (BOTH SIDES)

REPLACES / REEMPLAZA:

Jeep: 56041509AA, 56041308AA; **Vemo:** V33-72-0046

APPLICATION / APLICACIÓN:

JEEP: Grand Cherokee 4.7 V8 4x4 Gasolina 1999>2000, Grand Cherokee 3.1 TD Laredo 4x4 Diesel 1999>2001

GS2099
REAR WHEEL SENSOR (BOTH SIDES)

REPLACES / REEMPLAZA:

Jeep: 5014787AA, 5014787AB, 56028187AB, 56028187A, 56028187AD, 56028187AE, 56028229AB;

Mobiletron: AB-US005

APPLICATION / APLICACIÓN:

DODGE: Dakota 2.5 1995>2003, Dakota 3.9 AWD 1995>2003, Dakota 3.9 SLT 1995>2003, Dakota 4.7 AWD 1995>2003, Durango 4.7 4WD 1997>2003, Durango 5.2 1997>2003

GS2100

REPLACES / REEMPLAZA:

Isuzu: 8971188100, 8970752940, 8943300350, 8943300351, 8943300352, 8943300353, 8971155580

APPLICATION / APLICACIÓN:

Isuzu: Amigo, Rodeo, Tropper;

Honda: Passport

GS2101
REAR WHEEL SENSOR (BOTH SIDES)

REPLACES / REEMPLAZA:

BMW: 34526757281; **Bosch:** 0 986 594 532; **Delphi:** SS20544; **Meat & Doria:** 90193; **Mobiletron:** AB-EU288

APPLICATION / APLICACIÓN:

BMW: Z4 Coupe 3.0 si 2006>2009, Z4 Coupe M 2006>2009, Z4 Roadster 2.0 i 2002>2009, Z4 Roadster 2.2 i 2002>2009, Z4 Roadster 2.5 i 2002>2009, Z4 Roadster 2.5 si 2002>2009, Z4 Roadster 3.0 i 2002>2009, Z4 Roadster 3.0 si 2002>2009, Z4 Roadster M 2002>2009, Z4 Coupe 2.5 i 2006>2009, Z4 Roadster 3.2 2002>2009

GS2102
FRONT WHEEL SENSOR (LEFT SIDE)

REPLACES / REEMPLAZA:

Bosch: 0 265 007 102

Fiat: 46783183

APPLICATION / APLICACIÓN:

Fiat: Palio Hatch, Palio Weekend, Strada Pickup

GS2103

FRONT WHEEL SENSOR (RIGHT SIDE)

REPLACES / REEMPLAZA:

Fiat: 46783184

APPLICATION / APLICACIÓN:

Fiat: Palio Hatch 1.2 1997>2002, Palio Weekend 1.2/1.9 1997>, Strada Pickup 1.2/1.3 2003>

PS: set of GS2102



GS2104

FRONT WHEEL SENSOR (RIGHT SIDE)

REPLACES / REEMPLAZA:

Jeep: 4683470AB, 4683470A, 4683470AD, 4683470AE, 4683470AF; Delphi: SS20394; Mobiletron: AB-US003

APPLICATION / APLICACIÓN:

CHRYSLER: Voyager IV 2.4 1999>2008, Voyager IV 2.5 CRD 1999>2008, Voyager IV 2.8 CRD 1999>2008, Voyager IV 3.0 1999>2008, Voyager IV 3.3 1999>2008, Voyager IV 3.3 AWD 1999>2008, Voyager IV 3.3 Flexfuel 1999>2008, Voyager IV 3.3 Flexfuel AWD 1999>2008, Voyager IV 3.8 1999>2008, Voyager IV 3.8 AWD 1999>2008



GS2105

REAR WHEEL SENSOR (BOTH SIDES)

REPLACES / REEMPLAZA:

Jeep: 4721040AB, 5066353AA, 5086651AA;

Meat & Doria: 90344E

APPLICATION / APLICACIÓN:

CHRYSLER: Voyager IV 2.4 1999>2008, Voyager IV 2.5 CRD 1999>2008, Voyager IV 2.8 CRD 1999>2008, Voyager IV 3.3 1999>2008



GS2106

FRONT WHEEL SENSOR (BOTH SIDES)

REPLACES / REEMPLAZA:

Jeep: 68128181AA, 68128181AB, 68128181AC

APPLICATION / APLICACIÓN:

LANCIA: Voyager Monovolume 2.8 Crd 2011>2014, Voyager Monovolume 3.6 V6 2011>2014



GS2107

REAR WHEEL SENSOR (BOTH SIDES)

REPLACES / REEMPLAZA:

Jeep: 68127990AA, 68127990AB, 68127990AD

APPLICATION / APLICACIÓN:

LANCIA: Voyager Monovolume 2.8 Crd 2011>2014, Voyager Monovolume 3.6 V6 2011>2014



GS2108

REAR WHEEL SENSOR (BOTH SIDES)

REPLACES / REEMPLAZA:

Jeep: 5154230AA, 5154230AB, 5154230AC, 5154230AD, 5154230AE, 5154230AF; A.B.S.: 31362

APPLICATION / APLICACIÓN:

JEEP: Grand Cherokee Iv 3.0 4X4 2014>, Grand Cherokee Iv 3.0 Crd V6 4X4 2011>, Grand Cherokee Iv 3.6 V6 2010>, Grand Cherokee Iv 3.6 V6 4X4 2010>, Grand Cherokee Iv 3.6 V6 Flexfuel 4X4 2010>, Grand Cherokee Iv 3.6 Vvt 4X4 2016>, Grand Cherokee Iv 5.7 4X4 2011>, Grand Cherokee Iv 5.7 V8 4X4 2010>, Grand Cherokee Iv 6.2 I V8 4X4 2017>, Grand Cherokee Iv 6.4 Srt8 4X4 2011>



GS2109

FRONT WHEEL SENSOR (BOTH SIDES)

REPLACES / REEMPLAZA:

Jeep: 56029447AE, 56029447AF; Meat & Doria: 90882E

APPLICATION / APLICACIÓN:

DODGE: Durango 3.6 2011>, Durango 3.6 Awd 2011>, Durango 5.7 2011>, Durango 5.7 Awd 2011> JEEP: Grand Cherokee Iv 3.0 Crd 2013>, Grand Cherokee Iv 3.0 Crd V6 4X4 2011>, Grand Cherokee Iv 3.6 V6 4X4 2010>, Grand Cherokee Iv 3.6 V6 Flexfuel 4X4 2010>, Grand Cherokee Iv 5.7 V8 4X4 2010>, Grand Cherokee Iv 6.4 Srt8 4X4 2011>



GS2110

FRONT WHEEL SENSOR (BOTH SIDES)

REPLACES / REEMPLAZA:

Jeep: 4779639AA, 4779639AB, 4779639AD;

Mobiletron: AB-US054

APPLICATION / APLICACIÓN:

CHRYSLER: 300C 3.0 CRD 2011>1900, 300C 3.6 2011>1900, 300C 6.4 2011>1900



GS2111

REAR WHEEL SENSOR (RIGHT SIDE)

REPLACES / REEMPLAZA:

Jeep: 4779642AA, 4779642AC; Mobiletron: AB-US055

APPLICATION / APLICACIÓN:

CHRYSLER: 300C 3.0 CRD 2011>1900, 300C 3.6 2011>1900, 300C 6.4 2011>1900



GS2113

FRONT WHEEL SENSOR

REPLACES / REEMPLAZA:

Bosch: 0 986 594 030; Renault: 7700429113, 7700 832 768

APPLICATION / APLICACIÓN:

Renault: Megane Grandtour, Scenic



GS2114

FRONT WHEEL SENSOR (BOTH SIDES)

REPLACES / REEMPLAZA:

Citroën: 96217759, 454547, 96087509, 454535, 96180488, 0265006199, 0265003128, 0265003078; Delphi: SS20048; Hitachi: 131561; Mobiletron: AB-EU177

APPLICATION / APLICACIÓN:

CITROËN: ZX 1,1 1991>1997, ZX 1.1 1991>1997, ZX 1.4 1991>1997, ZX 1.4 D 1991>1997, ZX 1.4 i 1991>1997, ZX 1.6 1991>1997, ZX 1.6 i 1991>1997, ZX 1.8 1991>1997, ZX 1.8 D 1991>1997, ZX 1.8 i 1991>1997, ZX 1.8 i 16V 1991>1997, ZX 1.9 1991>1997, ZX 1.9 D 1991>1997, ZX 1.9 DT 1991>1997, ZX 1.9 i 1991>1997, ZX 1.9 TD 1991>1997, ZX 2.0 1991>1997, ZX 2.0 i 1991>1997, ZX 2.0 i 16V 1991>1997, ZX Break 1.4 i 1993>1998, ZX Break 1.6 i 1993>1998, ZX Break 1.8 D 1993>1998, ZX Break 1.8 i 1993>1998, ZX Break 1.8 i 16V 1993>1998, ZX Break 1.9 D 1993>1998, ZX Break 1.9 TD 1993>1998



GS2115

FRONT WHEEL SENSOR (RIGHT SIDE)

REPLACES / REEMPLAZA:

Toyota: 8954252030, 8954252050

APPLICATION / APLICACIÓN:

Toyota: Yaris Mk2 hatch, Urban Cruiser




GS2116
FRONT WHEEL SENSOR (LEFT SIDE)
REPLACES / REEMPLAZA:
Chrysler: 5273333, 5273333AB, 5273333AC, 5273333AD, 5273333AE; **Hella:** 6PU 230 040-291;

Meat & Doria: 90879E

APPLICATION / APLICACIÓN:
CHRYSLER: Neon 2.0 16V 1999>2005, PT Cruiser 2.0 2000>2005, PT Cruiser 2.4 2000>2010

GS2117
REAR WHEEL SENSOR (RIGHT SIDE)
REPLACES / REEMPLAZA:
Chrysler: 5273330, 5273330AB

APPLICATION / APLICACIÓN:
CHRYSLER: Neon 2.0 ACR Sedan 4-Door 2001>2002, Neon 2.0 ES Sedan 4-Door 2000>2002, Neon 2.0 High Line Sedan 4-Door 2000>2001, Neon 2.0 LE Sedan 4-Door 2000>2003, Neon 2.0 LX Sedan 4-Door 2000>2002, Neon 2.0 R/T Sedan 4-Door 2001>2004, Neon 2.0 SE Sedan 4-Door 2000>2005, Neon 2.0 SXT Sedan 4-Door 2003>2005, Neon 2.4 SRT-4 Sedan 4-Door 2003>2005, SX 2.0 2.0 Base Sedan 4-Door 2003>2005, Neon 2.0 Base Sedan 4-Door 2000>2002

GS2118
FRONT WHEEL SENSOR (RIGHT SIDE)
REPLACES / REEMPLAZA:
Chrysler: 5273332, 5273332AC, 5273332AD, 5273332AE

APPLICATION / APLICACIÓN:
CHRYSLER: Neon 2.0 16V 1999>2005, PT Cruiser 2.0 2000>2005, PT Cruiser 2.4 2000>2010

GS2119
REAR WHEEL SENSOR (LEFT SIDE)
REPLACES / REEMPLAZA:
Chrysler: 5273331, 5273331AB

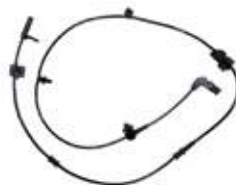
APPLICATION / APLICACIÓN:
CHRYSLER: Neon 2.0 ACR Sedan 4-Door 2001>2002, Neon 2.0 ES Sedan 4-Door 2000>2002, Neon 2.0 High Line Sedan 4-Door 2000>2001, Neon 2.0 LE Sedan 4-Door 2000>2003, Neon 2.0 LX Sedan 4-Door 2000>2002, Neon 2.0 R/T Sedan 4-Door 2001>2004, Neon 2.0 SE Sedan 4-Door 2000>2005, Neon 2.0 SXT Sedan 4-Door 2003>2005, Neon 2.4 SRT-4 Sedan 4-Door 2003>2005, SX 2.0 2.0 Base Sedan 4-Door 2003>2005, Neon 2.0 Base Sedan 4-Door 2000>2002

GS2120
FRONT WHEEL SENSOR (BOTH SIDES)
REPLACES / REEMPLAZA:
Jeep: 4779244AA, 4779244AB, 4779244A, 4779244AD

APPLICATION / APLICACIÓN:
CHRYSLER: 300 C 3.0 Crd 2005>2012, 300 C 3.0 V6 Crd 2010>2012, 300 C 3.5 2004>2012, 300 C 5.7 2004>2008, 300 C 6.1 Srt8 2005>2012, 300 C Touring 3.0 Crd 2005>2010, 300 C Touring 3.5 2004>2010, 300 C Touring 3.5 Awd 2004>2010, 300 C Touring 5.7 2004>2010, 300 C Touring 5.7 Awd 2005>2010, 300 C Touring 6.1 Srt8 2005>2010

GS2121
REAR WHEEL SENSOR (RIGHT SIDE)
REPLACES / REEMPLAZA:
Jeep: 4779246AA, 4779246AB, 4779246AC, 4779246AD, 4779456AA, 4779456AB; **Meat & Doria:** 90888E

APPLICATION / APLICACIÓN:
CHRYSLER: 300 C 2.7 2004>, 300 C 3.0 Crd 2005>, 300 C 3.0 V6 Crd 2010>, 300 C 3.5 2004>, 300 C 3.5 Awd 2004>, 300 C 5.7 2004>, 300 C 6.1 Srt8 2005>, 300 C Touring 2.7 2004>, 300 C Touring 3.0 Crd 2005>, 300 C Touring 3.5 2004>, 300 C Touring 3.5 Awd 2004>, 300 C Touring 5.7 2004>, 300 C Touring 5.7 Awd 2005>, 300 C Touring 6.1 Srt8 2005>;

DODGE: Challenger Coupe 3.5 2004>, Challenger Coupe 5.7 2004>, Challenger Coupe 6.1 Srt8 2005>, Charger 2.7 2004>, Charger 3.5 2004>, Charger 5.7 R/T 2005>, Charger 6.1 Srt8 2005>

GS2122
REAR WHEEL SENSOR (RIGHT SIDE)
REPLACES / REEMPLAZA:
Jeep: 4779247AA, 4779247AB, 4779247AC, 4779247AD, 4779457AA, 4779457AB; **Meat & Doria:** 90885E

APPLICATION / APLICACIÓN:
CHRYSLER: 300 C 2.7 2004>, 300 C 3.0 Crd 2005>, 300 C 3.0 V6 Crd 2010>, 300 C 3.5 2004>, 300 C 3.5 Awd 2004>, 300 C 5.7 2004>, 300 C 6.1 Srt8 2005>, 300 C Touring 2.7 2004>, 300 C Touring 3.0 Crd 2005>, 300 C Touring 3.5 2004>, 300 C Touring 3.5 Awd 2004>, 300 C Touring 5.7 2004>, 300 C Touring 5.7 Awd 2005>, 300 C Touring 6.1 Srt8 2005>;

DODGE: Challenger Coupe 3.5 2004>, Challenger Coupe 5.7 2004>, Challenger Coupe 6.1 Srt8 2005>, Charger 2.7 2004>, Charger 3.5 2004>, Charger 5.7 R/T 2005>, Charger 6.1 Srt8 2005>

GS2123
REAR WHEEL SENSOR (BOTH SIDES)
REPLACES / REEMPLAZA:
Jeep: 5032220AA, 5032220AB

APPLICATION / APLICACIÓN:
CHRYSLER Dodge Jeep Dakota 2005>2010, Durango 2004>2006, RAM 2500 Pic 2006>2010, RAM 3500 Pic 2006>2010



GS2124

FRONT WHEEL SENSOR (BOTH SIDES)

REPLACES / REEMPLAZA:

Dodge: 5142770AA

APPLICATION / APLICACIÓN:

DODGE: Dakota 3.7 Big Horn Crew Cab Pickup 4-Door/ Extended Cab Pickup 4-Door 2009>2011, Dakota 3.7 Laramie Crew Cab Pickup 4-Door 2005>2011, Dakota 3.7 Laramie Extended Cab Pickup 4-Door 2005>2010, Dakota 3.7 Lone Star Crew Cab Pickup 4-Door/ Extended Cab Pickup 4-Door 2009>2010, Dakota 3.7 SLT Crew Cab Pickup 4-Door 2005>2011, Dakota 3.7 SLT Extended Cab Pickup 4-Door/ Sport Crew Cab Pickup 4-Door 2005>2008, Dakota 3.7 Sport Extended Cab Pickup 4-Door 2005>2008, Dakota 3.7 ST Crew Cab Pickup 4-Door 2005>2010, Dakota 3.7 ST Extended Cab Pickup 4-Door 2005>2011, Dakota 3.7 SXT Crew Cab Pickup 4-Door 2008>2010, Dakota 3.7 SXT Extended Cab Pickup 4-Door 2008>2011, Dakota 3.7 TRX Crew Cab Pickup 4-Door 2008, Dakota 3.7 TRX Extended Cab Pickup 4-Door 2008, Dakota 3.7 TRX4 Crew Cab Pickup 4-Door/ Extended Cab Pickup 4-Door 2008>2009, Dakota 4.7 Big Horn Crew Cab Pickup 4-Door 2009>2011, Dakota 4.7 Big Horn Extended Cab Pickup 4-Door 2009>2011, Dakota 4.7 Laramie Crew Cab Pickup 4-Door 2005>2011, Dakota 4.7 Laramie Extended Cab Pickup 4-Door 2005>2010, Dakota 4.7 Lone Star Crew Cab Pickup 4-Door 2009>2010, Dakota 4.7 Lone Star Extended Cab Pickup 4-Door 2009>2010, Dakota 4.7 SLT Crew Cab Pickup 4-Door 2005>2011, Dakota 4.7 SLT Extended Cab Pickup 4-Door 2005>2010, Dakota 4.7 Sport Crew Cab Pickup 4-Door 2005>2008, Dakota 4.7 Sport Extended Cab Pickup 4-Door 2005>2008, Dakota 4.7 ST Crew Cab Pickup 4-Door 2005>2007, Dakota 4.7 ST Extended Cab Pickup 4-Door 2005>2007, Dakota 4.7 SXT Crew Cab Pickup 4-Door 2008, Dakota 4.7 SXT Extended Cab Pickup 4-Door 2008, Dakota 4.7 TRX Crew Cab Pickup 4-Door 2008, Dakota 4.7 TRX Extended Cab Pickup 4-Door 2008, Dakota 4.7 TRX4 Crew Cab Pickup 4-Door 2008>2011, Dakota 4.7 TRX4 Extended Cab Pickup 4-Door 2008>2010;

MITSUBISHI: Raider 3.7 DuroCross Crew Cab Pickup 4-Door 2006>2007, Raider 3.7 DuroCross Extended Cab Pickup 4-Door 2006, Raider 3.7 LS Crew Cab Pickup 4-Door/ Extended Cab Pickup 4-Door 2006>2009, Raider 4.7 DuroCross Crew Cab Pickup 4-Door/ Extended Cab Pickup 4-Door 2006, Raider 4.7 LS Crew Cab Pickup 4-Door 2007, Raider 4.7 LS Extended Cab Pickup 4-Door 2007, Raider 4.7 SE Crew Cab Pickup 4-Door 2007, Raider 4.7 XLS Crew Cab Pickup 4-Door 2006



GS2125

FRONT WHEEL SENSOR (BOTH SIDES)

REPLACES / REEMPLAZA:

Jeep: 68003281AA, 68003281AB, 68003281AC;

Meat & Doria: 90877E; Mobiletron: AB-US071

APPLICATION / APLICACIÓN:

JEOP: Wrangler III 2.8 CRD 2007>2011, Wrangler III 3.6 V6 2007>2011, Wrangler III 3.8 2007>2011, Wrangler III 3.8 RWD 2007>2011



GS2126

REAR WHEEL SENSOR (BOTH SIDES)

REPLACES / REEMPLAZA:

Jeep: 52125003AA, 52125003AB; Mobiletron: AB-US058

APPLICATION / APLICACIÓN:

JEOP: Cherokee 2.8 CRD 4x4 2008>2013, Cherokee 3.7 V6 2008>2013, Cherokee 3.7 V6 4x4 2008>2013, Cherokee 3.7 V6 All-wheel Drive 2008>2013, Wrangler III 2.8 CRD 2007>2011, Wrangler III 3.6 V6 2007>2011, Wrangler III 3.8 2007>2011, Wrangler III 3.8 RWD 2007>2011;

DODGE: Nitro 2.8 CRD 2006>2012, Nitro 2.8 CRD 4WD 2006>2012, Nitro 3.7 2006>2012, Nitro 3.7 4WD 2006>2012, Nitro 3.7 V6 4WD 2006>2012, Nitro 4.0 4WD 2006>2012



GS2127

FRONT WHEEL SENSOR (RIGHT SIDE)

REPLACES / REEMPLAZA:

Mitsubishi: 5085822AB, 5085822AD, 05105572AA, K05085822A, 4670A032, 4670A576; Mobiletron: AB-US053

APPLICATION / APLICACIÓN:

DODGE: Journey 2.0 CRD 2008>2015, Journey 2.4 2008>2015, Journey 2.4 ECO+ 2008>2015, Journey 2.7 2008>2015, Journey 2.7 Flexfuel 2008>2015, Journey 3.5 2008>2015, Journey 3.5 AWD 2008>2015, Journey 3.6 2008>2015;

CHRYSLER: Sebring 2.0 CRD 2006>2010, Sebring 2.0 VVT 2006>2010, Sebring 2.4 VVT 2006>2010, Sebring 2.7 2006>2010, Sebring 2.7 VVT 2006>2010, Sebring 3.5 2006>2010, Sebring Convertible 2.0 CRD 2007>2010, Sebring Convertible 2.4 VVT 2007>2010, Sebring Convertible 2.7 2007>2010, Sebring Convertible 2.7 Flexfuel 2007>2010, Sebring Convertible 2.7 VVT 2007>2010, Sebring Convertible 3.5 2007>2010



GS2128

FRONT WHEEL SENSOR (LEFT SIDE)

REPLACES / REEMPLAZA:

Mitsubishi: 085823AB, 5085823AC, 5105573AA, 5105573AB, 4670A031, 4670A575, 5085823AC; A.B.S.: 31810

APPLICATION / APLICACIÓN:

CHRYSLER: Sebring 2.0 Crd 2007>2010, Sebring 2.0 Vvt 2007>2010, Sebring 2.7 2007>2010, Sebring 2.7 Vvt 2007>2010, Sebring Conversivel 2.0 Crd 2007>2010, Sebring Conversivel 2.4 Vvt 2007>2010, Sebring Conversivel 2.7 2007>2010;

DODGE: Journey 2.0 Crd 2008>, Journey 2.4 2009>, Journey 2.4 Eco+ 2008>, Journey 2.7 2009>, Journey 3.5 Awd 2008>, Journey 3.6 2012>



GS2129

REAR WHEEL SENSOR (BOTH SIDES)

REPLACES / REEMPLAZA:

Dodge: 4743874AC, 4743874AD, 4743874AE, 4743874AF, 4743869AC, 4743869AD, 4743869AE, 4743869AF;

Fiat: K04743869AE, K04743869AD, K04743869AF;

Bremi: 51373

APPLICATION / APLICACIÓN:

DODGE: Journey 2.7 24V 2008>, Journey 3.6 SXT 2011>2015, Journey 3.6 R/T V6 AWD 2014>;

FIAT: Freemont 2.4 2012>



GS2130

FRONT WHEEL SENSOR (BOTH SIDES)

REPLACES / REEMPLAZA:

Jeep: 56044144AA, 56044144AB, 56044144AJ, 56044144AD;

Meat & Doria: 90868E

APPLICATION / APLICACIÓN:

JEOP: Commander 3.0 Crd 4X4 2006>2010, Commander 3.7 V6 4X4 2005>2010, Grand Cherokee Ii 4.7 V8 4X4 1999>2005, Grand Cherokee Iii 3.0 Crd 4X4 2005>2010, Grand Cherokee Iii 3.7 V6 4X4 2004>2010, Grand Cherokee Iii 4.7 V8 4X4 2007>2010, Grand Cherokee Iii 5.7 V8 4X4 2005>2010, Grand Cherokee Iii 6.1 Srt8 4X4 2006>2010, Grand Cherokee Iv 3.6 V6 4X4 2010>, Grand Cherokee Iv 3.6 V6 Flexfuel 4X4 2010>, Grand Cherokee Iv 5.7 V8 4X4 2010>


GS2131
REAR WHEEL SENSOR (BOTH SIDES)

REPLACES / REEMPLAZA:

Jeep: 56044146AA, 56044146AB; **Meat & Doria:** 90881E;

Mobiletron: AB-US069

APPLICATION / APLICACIÓN:

JEEP: Commander 3.0 CRD 4x4 2005>2010, Commander 3.7 V6 4x4 2005>2010, Commander 4.7 V8 4x4 2005>2010, Commander 5.7 HEMI 4x4 2005>2010, Commander 5.7 V8 4x4 2005>2010, Grand Cherokee III 3.0 CRD 4x4 2004>2010, Grand Cherokee III 3.0 CRD 4x4 2004>2010, Grand Cherokee III 3.7 V6 2004>2010, Grand Cherokee III 3.7 V6 4x4 2004>2010, Grand Cherokee III 4.7 V8 2004>2010, Grand Cherokee III 4.7 V8 4x4 2004>2010, Grand Cherokee III 4.7 V8 Flex 2004>2010, Grand Cherokee III 5.7 2004>2010, Grand Cherokee III 5.7 V8 4x4 2004>2010, Grand Cherokee III 6.1 SRT8 4x4 2004>2010, Grand Cherokee III 6.1 SRT8 RWD 2004>2010

GS2132
FRONT WHEEL SENSOR (BOTH SIDES)

REPLACES / REEMPLAZA:

Fiat: 68246922AA, 52027751

APPLICATION / APLICACIÓN:

CHRYSLER Dodge Jeep Renegade 2015>2017;
FIAT: Toro 4x2 / 4x4 2017>

GS2133
REAR WHEEL SENSOR (BOTH SIDES)

REPLACES / REEMPLAZA:

Jeep: 68246762AA, 68273185AA

APPLICATION / APLICACIÓN:

JEEP: Renegade 1.4 75th Anniversary Sport Utility 4-Door 2016, Renegade 1.4 Latitude Sport Utility 4-Door 2015>2017, Renegade 1.4 North Sport Utility 4-Door 2015>2017, Renegade 1.4 Sport Sport Utility 4-Door 2015>2017, Renegade 1.8 Latitude Sport Utility 4-Door 2017, Renegade 1.8 Sport Sport Utility 4-Door 2017, Renegade 2.4 75th Anniversary Sport Utility 4-Door 2016, Renegade 2.4 Dawn Of Justice Sport Utility 4-Door 2016, Renegade 2.4 Latitude Sport Utility 4-Door 2015>2017, Renegade 2.4 Limited Sport Utility 4-Door 2015>2017, Renegade 2.4 North Sport Utility 4-Door 2015>2017, Renegade 2.4 Sport Sport Utility 4-Door 2015>2017, Renegade 2.4 Trailhawk Sport Utility 4-Door 2015>2017

GS2134
REAR WHEEL SENSOR (RIGHT SIDE)

REPLACES / REEMPLAZA:

Chery: T113550060AB, T11355064AB;

Bremi: 51020

APPLICATION / APLICACIÓN:

CHERY: Tiggo 2.0 2009>2013

GS2135
FRONT WHEEL SENSOR (LEFT SIDE)

REPLACES / REEMPLAZA:

Chery: T113550030, T113550040AB; **Bremi:** 51103

APPLICATION / APLICACIÓN:

CHERY: Tiggo 2.0 2009>2013

GS2136
FRONT WHEEL SENSOR (RIGHT SIDE)

REPLACES / REEMPLAZA:

Chery: T113550040

APPLICATION / APLICACIÓN:

CHERY: Tiggo 2.0 2009>2013

GS2137
REAR WHEEL SENSOR (LEFT SIDE)

REPLACES / REEMPLAZA:

Chery: T113550050AB; **Bremi:** 51019

APPLICATION / APLICACIÓN:

CHERY: Tiggo 2.0 2009>2013

GS2138
FRONT WHEEL SENSOR (RIGHT SIDE)

REPLACES / REEMPLAZA:

Chery: S123550112

APPLICATION / APLICACIÓN:

CHERY: S18 2009>2011, Face 2009>2014

GS2139
FRONT WHEEL SENSOR (LEFT SIDE)

REPLACES / REEMPLAZA:

Chery: S123550111

APPLICATION / APLICACIÓN:

CHERY: S18 2009>2011, Face 2009>2014

GS2140
REAR WHEEL SENSOR (BOTH SIDES)

REPLACES / REEMPLAZA:

Chery: S123550132, S123550131

APPLICATION / APLICACIÓN:

CHERY: S18 2009>2011, Face 2009>2014



GS2141

FRONT WHEEL SENSOR (RIGHT SIDE)

REPLACES / REEMPLAZA:

Chery: M113550112

APPLICATION / APLICACIÓN:

CHERY: Cielo 2010>2011



GS2142

FRONT WHEEL SENSOR (RIGHT SIDE)

REPLACES / REEMPLAZA:

Chery: M113550111

APPLICATION / APLICACIÓN:

CHERY: Cielo 2010>2011



GS2143

REAR WHEEL SENSOR (BOTH SIDES)

REPLACES / REEMPLAZA:

Chery: M113550131

APPLICATION / APLICACIÓN:

CHERY: Cielo 2010>2011



GS2146

FRONT WHEEL SENSOR (LEFT SIDE)

REPLACES / REEMPLAZA:

Fiat: 46740217, 46811205, 51717167, 0986594578; Bosch: 0 986 594 578; Delphi: SS20482; Meat & Doria: 90166; Mobiletron: AB-EU123

APPLICATION / APLICACIÓN:

FIAT: Doblò Box Body/Estate 1.4 Flex 2014>1900, Doblò Cargo 1.2 (223ZXA1A) 2000>2010, Doblò Cargo 1.2 16V 2000>2010, Doblò Cargo 1.3 D Multijet 2000>2010, Doblò Cargo 1.3 JTD 16V 2000>2010, Doblò Cargo 1.3 JTD 16V Multijet 2000>2010, Doblò Cargo 1.4 2000>2010, Doblò Cargo 1.4 Flexfuel 2000>2010, Doblò Cargo 1.6 16V 2000>2010, Doblò Cargo 1.6 16V (223ZXD1A) 2000>2010, Doblò Cargo 1.6 Natural Power 2000>2010, Doblò Cargo 1.6 Natural Power (223WXD1A) 2000>2010, Doblò Cargo 1.8 2000>2010, Doblò Cargo 1.8 Flexfuel 2000>2010, Doblò Cargo 1.9 D (223ZXB1A) 2000>2010, Doblò Cargo 1.9 JTD 2000>2010, Doblò Cargo 1.9 JTD (223ZXE1A) 2000>2010, Doblò Cargo 1.9 JTD Multijet 2000>2010, Doblò MPV 1.2 (223AXA1A) 2001>2013, Doblò MPV 1.2 16V 2001>2013, Doblò MPV 1.3 D Multijet 2001>2013, Doblò MPV 1.3 JTD 2001>2013, Doblò MPV 1.3 JTD 16V 2001>2013, Doblò MPV 1.4 2001>2013, Doblò MPV 1.4 Flex (119107, 119307) 2001>2013, Doblò MPV 1.6 2001>2013, Doblò MPV 1.6 16V (223AXD1A) 2001>2013, Doblò MPV 1.6 Natural Power 2001>2013, Doblò MPV 1.6 Natural Power (223AXD1A) 2001>2013, Doblò MPV 1.8 2001>2013, Doblò MPV 1.8 MPI Flex (1196091) 2001>2013, Doblò MPV 1.9 D (223AXB1A) 2001>2013, Doblò MPV 1.9 D Multijet 2001>2013, Doblò MPV 1.9 JTD 2001>2013, Doblò MPV 1.9 JTD (223AXE1A) 2001>2013, Doblò MPV 1.6 16V 2001>2013, Doblò MPV 1.8 Flex 2001>2013



GS2147

FRONT WHEEL SENSOR (RIGHT SIDE)

REPLACES / REEMPLAZA:

Fiat: 46740213, 0986594577; Bosch: 0 986 594 577; Delphi: SS20483; Cargo: 182327; Meat & Doria: 90165; Mobiletron: AB-EU099

APPLICATION / APLICACIÓN:

FIAT: Doblò Box Body/Estate 1.4 Flex 2014>1900, Doblò Cargo 1.2 (223ZXA1A) 2000>2010, Doblò Cargo 1.2 16V 2000>2010, Doblò Cargo 1.3 D Multijet 2000>2010, Doblò Cargo 1.3 JTD 16V 2000>2010, Doblò Cargo 1.3 JTD 16V Multijet 2000>2010, Doblò Cargo 1.4 2000>2010, Doblò Cargo 1.4 Flexfuel 2000>2010, Doblò Cargo 1.6 16V 2000>2010, Doblò Cargo 1.6 16V (223ZXD1A) 2000>2010, Doblò Cargo 1.6 Natural Power 2000>2010, Doblò Cargo 1.6 Natural Power (223WXD1A) 2000>2010, Doblò Cargo 1.8 2000>2010, Doblò Cargo 1.8 Flexfuel 2000>2010, Doblò Cargo 1.9 D (223ZXB1A) 2000>2010, Doblò Cargo 1.9 JTD 2000>2010, Doblò Cargo 1.9 JTD (223ZXE1A) 2000>2010, Doblò Cargo 1.9 JTD Multijet 2000>2010, Doblò MPV 1.2 (223AXA1A) 2001>2013, Doblò MPV 1.2 16V 2001>2013, Doblò MPV 1.3 D Multijet 2001>2013, Doblò MPV 1.3 JTD 2001>2013, Doblò MPV 1.3 JTD 16V 2001>2013, Doblò MPV 1.4 2001>2013, Doblò MPV 1.4 Flex (119107, 119307) 2001>2013, Doblò MPV 1.6 2001>2013, Doblò MPV 1.6 16V (223AXD1A) 2001>2013, Doblò MPV 1.6 Natural Power 2001>2013, Doblò MPV 1.6 Natural Power (223AXD1A) 2001>2013, Doblò MPV 1.8 2001>2013, Doblò MPV 1.8 MPI Flex (1196091) 2001>2013, Doblò MPV 1.9 D (223AXB1A) 2001>2013, Doblò MPV 1.9 D Multijet 2001>2013, Doblò MPV 1.9 JTD 2001>2013, Doblò MPV 1.9 JTD (223AXE1A) 2001>2013, Doblò MPV 1.6 16V 2001>2013, Doblò MPV 1.8 Flex 2001>2013



GS2148

REAR WHEEL SENSOR (BOTH SIDES)

REPLACES / REEMPLAZA:

Fiat: 46814966, 51717165, 0986594579, 0986594583, 46814965; Bosch: 0 986 594 583; Meat & Doria: 90168; Mobiletron: AB-EU367

APPLICATION / APLICACIÓN:

FIAT: Doblò Cargo 1.2 (223ZXA1A) 2000>2010, Doblò Cargo 1.3 D Multijet 2000>2010, Doblò Cargo 1.3 JTD 16V 2000>2010, Doblò Cargo 1.3 JTD 16V Multijet 2000>2010, Doblò Cargo 1.4 2000>2010, Doblò Cargo 1.6 16V (223ZXD1A) 2000>2010, Doblò Cargo 1.6 Natural Power 2000>2010, Doblò Cargo 1.6 Natural Power (223WXD1A) 2000>2010, Doblò Cargo 1.9 D (223ZXB1A) 2000>2010, Doblò Cargo 1.9 JTD 2000>2010, Doblò Cargo 1.9 JTD (223ZXE1A) 2000>2010, Doblò Cargo 1.9 JTD Multijet 2000>2010, Doblò MPV 1.3 JTD 2001>2013, Doblò MPV 1.4 2001>2013, Doblò MPV 1.2 (223AXA1A) 2001>2013, Doblò MPV 1.3 D Multijet 2001>2013, Doblò MPV 1.6 16V (223AXD1A) 2001>2013, Doblò MPV 1.6 Natural Power 2001>2013, Doblò MPV 1.9 D (223AXB1A) 2001>2013, Doblò MPV 1.9 D Multijet 2001>2013, Doblò MPV 1.9 JTD 2001>2013, Doblò MPV 1.9 JTD (223AXE1A) 2001>2013



GS2149

FRONT WHEEL SENSOR (BOTH SIDES)

REPLACES / REEMPLAZA:

Fiat: 51725099, K04727624AA, 0265007685; **Bosch:** 0 265 007 685; **Delphi:** SS20129; **Meat & Doria:** 90270; **Mobiletron:** AB-EU159

APPLICATION / APLICACIÓN:

FIAT: Ducato Box 100 Multijet 2,2 D 2006>2014, Ducato Box 110 Multijet 2,3 D 2006>2014, Ducato Box 115 Multijet 2,0 D 2006>2014, Ducato Box 120 Multijet 2,3 D 2006>2014, Ducato Box 120 Multijet 2,3 D 4x4 2006>2014, Ducato Box 130 Multijet 2,3 D 2006>2014, Ducato Box 130 Multijet 2,3 D 4x4 2006>2014, Ducato Box 140 Multijet 2,3 D 2006>2014, Ducato Box 140 Multijet 3,0 D 2006>2014, Ducato Box 140 Natural Power 2006>2014, Ducato Box 150 Multijet 2,3 D 2006>2014, Ducato Box 150 Multijet 2,3 D 4x4 2006>2014, Ducato Box 150 Multijet 3,0 D 2006>2014, Ducato Box 160 Multijet 2,3 D 2006>2014, Ducato Box 160 Multijet 3,0 D 2006>2014, Ducato Box 160 Multijet 3,0 D 4x4 2006>2014, Ducato Box 180 Multijet 2,3 D 2006>2014, Ducato Box 180 Multijet 3,0 D 2006>2014, Ducato Bus 100 Multijet 2,2 D 2006>2014, Ducato Bus 110 Multijet 2,3 D 2006>2014, Ducato Bus 115 Multijet 2,0 D 2006>2014, Ducato Bus 120 Multijet 2,3 D 2006>2014, Ducato Bus 120 Multijet 2,3 D 4x4 2006>2014, Ducato Bus 120 Multijet 2,3 D 4x4 2006>2014, Ducato Bus 130 Multijet 2,3 D 2006>2014, Ducato Bus 130 Multijet 2,3 D 4x4 2006>2014, Ducato Bus 140 Multijet 2,3 D 2006>2014, Ducato Bus 140 Multijet 3,0 D 2006>2014, Ducato Bus 140 Natural Power 2006>2014, Ducato Bus 150 Multijet 2,3 D 2006>2014, Ducato Bus 150 Multijet 2,3 D 4x4 2006>2014, Ducato Bus 150 Multijet 3,0 D 2006>2014, Ducato Bus 160 Multijet 2,3 D 2006>2014, Ducato Bus 160 Multijet 3,0 D 2006>2014, Ducato Bus 160 Multijet 3,0 D 4x4 2006>2014, Ducato Bus 180 Multijet 2,3 D 2006>2014, Ducato Bus 180 Multijet 3,0 D 2006>2014, Ducato Platparam/Chassis 100 Multijet 2,2 D 2006>2014, Ducato Platparam/Chassis 110 Multijet 2,3 D 2006>2014, Ducato Platparam/Chassis 115 Multijet 2,0 D 2006>2014, Ducato Platparam/Chassis 120 Multijet 2,3 D 2006>2014, Ducato Platparam/Chassis 120 Multijet 2,3 D 4x4 2006>2014, Ducato Platparam/Chassis 130 Multijet 2,3 D 2006>2014, Ducato Platparam/Chassis 140 Multijet 2,3 D 2006>2014, Ducato Platparam/Chassis 140 Multijet 3,0 D 2006>2014, Ducato Platparam/Chassis 140 Natural Power 2006>2014, Ducato Platparam/Chassis 150 Multijet 2,3 D 2006>2014, Ducato Platparam/Chassis 150 Multijet 3,0 D 2006>2014, Ducato Platparam/Chassis 160 Multijet 2,3 D 2006>2014, Ducato Platparam/Chassis 160 Multijet 3,0 D 2006>2014, Ducato Platparam/Chassis 180 Multijet 2,3 D 2006>2014, Ducato Platparam/Chassis 180 Multijet 3,0 D 2006>2014, Ducato Box 2.0 JTD 2002>1900, Ducato Box 2.3 JTD 2002>1900, Ducato Bus 2.0 JTD 2002>1900, Ducato Bus 2.3 JTD 2002>1900, PEUGEOT: Boxer Box 2.0 BlueHDi 110 2006>2019, Boxer Box 2.0 BlueHDi 130 2006>2019, Boxer Box 2.0 BlueHDi 160 2006>2019, Boxer Box 2.2 BlueHDi 120 2006>2019, Boxer Box 2.2 BlueHDi 140 2006>2019, Boxer Box 2.2 BlueHDi 165 2006>2019, Boxer Box 2.2 HDi 100 2006>2019, Boxer Box 2.2 HDi 110 2006>2019, Boxer Box 2.2 HDi 120 2006>2019, Boxer Box 2.2 HDi 130 2006>2019, Boxer Box 2.2 HDi 150 2006>2019, Boxer Box 3.0 HDi 2006>2019, Boxer Box 3.0 HDi 145 2006>2019, Boxer Box 3.0 HDi 160 2006>2019, Boxer Box 3.0 HDi 175 2006>2019, Boxer Box 2.2 HDi 2002>1900, Boxer Bus 2.0 BlueHDi 110 2006>2019, Boxer Bus 2.0 BlueHDi 120 2006>2019, Boxer Bus 2.0 BlueHDi 130 2006>2019, Boxer Bus 2.0 BlueHDi 140 2006>2019, Boxer Bus 2.2 BlueHDi 100 2006>2019, Boxer Bus 2.2 HDi 110 2006>2019, Boxer Bus 2.2 HDi 120 2006>2019, Boxer Bus 2.2 HDi 130 2006>2019, Boxer Bus 2.2 HDi 150 2006>2019, Boxer Bus 3.0 HDi 145 2006>2019, Boxer Bus 3.0 HDi 160 2006>2019, Boxer Bus 3.0 HDi 175 2006>2019, Boxer Bus 2.2 HDi 2002>1900, Boxer Platparam/Chassis 2.0 BlueHDi 110 2006>2019, Boxer Platparam/Chassis 2.0 BlueHDi 130 2006>2019, Boxer Platparam/Chassis 2.2 HDi 100 2006>2019, Boxer Platparam/Chassis 2.2 HDi 110 2006>2019, Boxer Platparam/Chassis 2.2 HDi 120 2006>2019, Boxer Platparam/Chassis 2.2 HDi 130 2006>2019, Boxer Platparam/Chassis 2.2 HDi 150 2006>2019, Boxer Platparam/Chassis 3.0 HDi 2006>2019, Boxer Platparam/Chassis 3.0 HDi 145 2006>2019, Boxer Platparam/Chassis 3.0 HDi 160 2006>2019, Boxer Platparam/Chassis 3.0 HDi 175 2006>2019, Boxer Platparam/Chassis 2.2 HDi 2002>1900;

CITROËN: Jumper Box 2.0 BlueHDi 110 2006>2019, Jumper Box 2.0 BlueHDi 130 2006>2019, Jumper Box 2.0 BlueHDi 160 2006>2019, Jumper Box 2.0 BlueHDi 160 4x4 2006>2019, Jumper Box 2.2 HDi 100 2006>2019, Jumper Box 2.2 HDi 110 2006>2019, Jumper Box 2.2 HDi 120 2006>2019, Jumper Box 2.2 HDi 130 2006>2019, Jumper Box 2.2 HDi 150 2006>2019, Jumper Box 3.0 HDi 145 2006>2019, Jumper Box 3.0 HDi 155 2006>2019, Jumper Box 3.0 HDi 160 2006>2019, Jumper Box 3.0 HDi 180 2006>2019, Jumper Box 2.2 HDi 2002>1900, Jumper Bus 2.0 BlueHDi 110 2006>2019, Jumper Bus 2.0 BlueHDi 130 2006>2019, Jumper Bus 2.0 BlueHDi 160 2006>2019, Jumper Bus 2.2 HDi 100 2006>2019, Jumper Bus 2.2 HDi 110 2006>2019, Jumper Bus 2.2 HDi 120 2006>2019, Jumper Bus 2.2 HDi 130 2006>2019, Jumper Bus 2.2 HDi 150 2006>2019, Jumper Bus 3.0 HDi 155 2006>2019, Jumper Bus 3.0 HDi 160 2006>2019, Jumper Bus 3.0 HDi 180 2006>2019, Jumper Bus 2.2 HDi 2002>1900, Jumper Platparam/Chassis 2.0 BlueHDi 110 2006>2019, Jumper Platparam/Chassis 2.0 BlueHDi 130 2006>2019, Jumper Platparam/Chassis 2.0 BlueHDi 130 4x4 2006>2019, Jumper Platparam/Chassis 2.0 BlueHDi 160 2006>2019, Jumper Platparam/Chassis 2.2 HDi 100 2006>2019, Jumper Platparam/Chassis 2.2 HDi 110 2006>2019, Jumper Platparam/Chassis 2.2 HDi 120 2006>2019, Jumper Platparam/Chassis 2.2 HDi 130 2006>2019, Jumper Platparam/Chassis 2.2 HDi 150 2006>2019, Jumper Platparam/Chassis 3.0 HDi 180 2006>2019, Jumper Platparam/Chassis 2.2 HDi 2002>1900



GS2150

FRONT WHEEL SENSOR (RIGHT SIDE)

REPLACES / REEMPLAZA:

Hyundai: 95670-2D100, 95670-2D150

Kia: 95670-2D100, 95670-2D150

APPLICATION / APLICACIÓN:

Hyundai: Elantra 1.6/2.0

Kia: Cerato 1.5/1.6/2.0

PS: set of GS2590



GS2151

REAR WHEEL SENSOR (BOTH SIDES)

REPLACES / REEMPLAZA:

Mitsubishi: 5105064AA, 5105064AB, MN116248, 4670A582;

Meat & Doria: 90872E

APPLICATION / APLICACIÓN:

DODGE: Caliber 1.8 2006>, Caliber 2.0 2006>, Caliber 2.0 Crd 2006>, Caliber 2.2 Crd 2010>, Caliber 2.4 2006>, Caliber 2.4 Awd 2006>, Caliber 2.4 Turbo 2007> JEEP: Compass 2.0 2006>, Compass 2.0 Crd 2006>, Compass 2.0 Crd 4X4 2006>, Compass 2.2 Crd 2010>, Compass 2.2 Crd 4X4 2010>, Compass 2.4 2006>, Compass 2.4 4X4 2006>, Patriot 2.0 2006>, Patriot 2.0 4X4 2007>, Patriot 2.0 Crd 2006>, Patriot 2.0 Crd 4X4 2006>, Patriot 2.2 Crd 2010>, Patriot 2.2 Crd 4X4 2010>, Patriot 2.4 2006>, Patriot 2.4 4X4 2006>, Patriot 2.4 Eco + 4X4 2008>



GS2152

FRONT WHEEL SENSOR (BOTH SIDES)

REPLACES / REEMPLAZA:

Jeep: 5179958AA, 5179958AB

APPLICATION / APLICACIÓN:

CHRYSLER Dodge Jeep RAM 2500 Pic 2006>2010, RAM 3500 Pic 2006>2010



GS2153

REAR WHEEL SENSOR (BOTH SIDES)

REPLACES / REEMPLAZA:

Chrysler: 4860038AA, 04860038AD; **A.B.S.:** 32136

APPLICATION / APLICACIÓN:

CHRYSLER: PT Cruiser 2.0 2000>2004, PT Cruiser 2.4 2000>2010



GS2154

FRONT WHEEL SENSOR (BOTH SIDES)

REPLACES / REEMPLAZA:

Dodge: 5096051AA

APPLICATION / APLICACIÓN:

DODGE: Durango 3.7 SLT Sport Utility 4-Door 2004>2005, Durango 3.7 ST Sport Utility 4-Door 2004>2005, Durango 5.7 Limited Sport Utility 4-Door 2004>2005, Durango 5.7 SLT Sport Utility 4-Door 2004>2005, Durango 5.7 ST Sport Utility 4-Door 2005



GS2156

REAR WHEEL SENSOR (LEFT SIDE)

REPLACES / REEMPLAZA:

Renault: 479005846R; **Bosch:** 0 986 594 651

APPLICATION / APLICACIÓN:

DACIA: Logan li 1.0 Sce 75 2016>, Logan li 1.2 2012>, Logan li 1.2 Lpg 2012>, Logan li 1.5 Blue Dci 95 2018>, Logan li 1.5 Dci 2009>, Logan li 1.5 Dci / Blue Dci 75 2012>, Logan li 1.6 2012>, Logan li Tce 90 2012>, Logan li Tce 90 Lpg 2015>, Logan Mcv li 1.0 Sce 75 2016>, Logan Mcv li 1.2 2012>, Logan Mcv li 1.2 Lpg 2012>, Logan Mcv li 1.5 Blue Dci 95 2018>, Logan Mcv li 1.5 Dci 2009>, Logan Mcv li 1.6 2012>, Logan Mcv li Tce 90 2012>, Logan Mcv li Tce 90 Lpg 2015>, Sandero li 1.0 Sce 75 2016>, Sandero li 1.2 2012>, Sandero li 1.2 Lpg 2012>, Sandero li 1.5 Blue Dci 95 2018>, Sandero li 1.5 Dci 2009>, Sandero li 1.5 Dci 75 / Blue Dci 75 2012>, Sandero li 1.6 2012>, Sandero li Tce 90 2012>, Sandero li Tce 90 Lpg 2015>;

RENAULT: Logan li Estate 1.2 16V 2013>, Logan li Estate 1.2 16V Lpg 2013>, Logan li Estate 1.5 Dci 2009>, Logan li Estate 1.6 2012>, Logan/Stepway li 1.0 Hi-Flex 2013>, Logan/Stepway li 1.2 2012>, Logan/Stepway li 1.5 Dci 2009>, Logan/Stepway li 1.6 2012>, Logan/Stepway li 1.6 Flex 2012>, Sandero/Stepway I 1.0 Authentique Hi-Flex 2014>, Sandero/Stepway I 1.6 Flex 2014>, Sandero/Stepway li 1.6 2012>, Sandero/Stepway li 1.6 16V 2014>, Sandero/Stepway li 1.6 Hi-Flex 2017>, Thalia li 0.9 Tce 2012>, Thalia li 1.5 Dci 2009>, Thalia lii 1.2 16V 2013>, Thalia lii 1.5 Dci 2009>



GS2157

FRONT WHEEL SENSOR (BOTH SIDES)

REPLACES / REEMPLAZA:

Renault: 479104991R, 479104225R; **A.B.S.:** 31583;

Meat & Doria: 90644

APPLICATION / APLICACIÓN:

DACIA: Dokker Estate 1.2 Tce 2012>, Dokker Estate 1.5 Dci 2012>, Dokker Estate 1.5 Dci / Blue Dci 75 2012>, Dokker Estate 1.6 2012>, Dokker Estate 1.6 Lpg 2013>, Dokker Express Box 1.2 Tce 115 2015>, Dokker Express Box 1.2 Tce 115 2012>, Dokker Express Box 1.5 Dci 2012>, Dokker Express Box 1.5 Dci 75 / Blue Dci 75 2012>, Dokker Express Box 1.6 2012>, Dokker Express Box 1.6 Lpg 2013>, Lodgy 1.2 Tce 2012>, Lodgy 1.5 Dci 2012>, Lodgy 1.6 2012>, Lodgy 1.6 Lpg 2013>, Lodgy 1.6 Sce 100 2015>, Logan li 1.2 2012>, Logan li 1.2 Lpg 2012>, Logan li 1.5 Dci 2012>, Logan li 1.5 Dci / Blue Dci 75 2012>, Logan li 1.6 16V 2013>, Logan li Tce 90 2012>, Logan Mcv li 1.2 2012>, Logan Mcv li 1.2 Lpg 2012>, Logan Mcv li 1.5 Dci 2012>, Logan Mcv li Tce 90 2012>, Logan Mcv li Tce 90 Lpg 2015>, Sandero li 1.2 2012>, Sandero li 1.2 Lpg 2012>, Sandero li 1.5 Dci 2012>, Sandero li 1.5 Dci 75 / Blue Dci 75 2012>, Sandero li Tce 90 2012>, Sandero li Tce 90 Lpg 2015>



GS2158

FRONT WHEEL SENSOR (BOTH SIDES)

REPLACES / REEMPLAZA:

Fiat: 51792165, 46816928, 46784471, 0265008002, 0265007401; **Bosch:** 0 265 008 002; **Delphi:** SS20272; **Cargo:** 182334; **Meat & Doria:** 90195, 90195E;

Mobiletron: AB-EU227

APPLICATION / APLICACIÓN:

FIAT: Bravo II 1.4 (198AXA1B) 2006>2016, Bravo II 1.4 16V (198AXS1B) 2006>2016, Bravo II 1.4 LPG (198AXA1B) 2006>2016, Bravo II 1.4 T-Jet (198257) 2006>2016, Bravo II 1.4 T-Jet (198AXF1B) 2006>2016, Bravo II 1.4 T-Jet (198AXG1B) 2006>2016, Bravo II 1.6 D Multijet (198AXH1B) 2006>2016, Bravo II 1.6 D Multijet (198AXL1B) 2006>2016, Bravo II 1.6 D Multijet (198AXM1B) 2006>2016, Bravo II 1.9 D Multijet (198AXB1A) 2006>2016, Bravo II 1.9 D Multijet (198AXC1B) 2006>2016, Bravo II 1.9 D Multijet (198AXD1A) 2006>2016, Bravo II 1.9 D Multijet (198AXE1A) 2006>2016, Bravo II 2.0 D Multijet (198AXN1B) 2006>2016, Bravo II 2.0 D Multijet (198AXPIB) 2006>2016, Bravo Van 1.6 JTD (198AXH1B) 2008>2014, Stilo 1.2 16V (192_XA1B) 2001>2010, Stilo 1.4 16V 2001>2010, Stilo 1.4 16V (192AXH1B, 192BXH1B) 2001>2010, Stilo 1.6 2001>2010, Stilo 1.6 16V 2001>2010, Stilo 1.6 16V (192_XB1A) 2001>2010, Stilo 1.8 2001>2010, Stilo 1.8 16V 2001>2010, Stilo 1.8 16V (192AXC1A, 192BXC1A) 2001>2010, Stilo 1.8 8V 2001>2010, Stilo 1.8 Flex 2001>2010, Stilo 1.9 D Multijet 2001>2010, Stilo 1.9 JTD 2001>2010, Stilo 1.9 JTD (192_XE1A) 2001>2010, Stilo 1.9 JTD (192_XF1A) 2001>2010, Stilo 1.9 JTD (192AXS1B, 192BXS1B) 2001>2010, Stilo 2.4 20V 2001>2010, Stilo 2.4 20V (192_XD1A, 192AXD12) 2001>2010, Stilo Multi Wagon 1.4 16V 2003>2008, Stilo Multi Wagon 1.6 16V 2003>2008, Stilo Multi Wagon 1.8 16V 2003>2008, Stilo Multi Wagon 1.9 D 2003>2008, Stilo Multi Wagon 1.9 D Multijet 2003>2008, Stilo Multi Wagon 1.9 D Multijet (192DXT1B) 2003>2008, Stilo Multi Wagon 1.9 JTD 2003>2008, Stilo Multi Wagon 2.4 20V (19245Z0) 2003>2008, Stilo VAN 1.4 (192DXH1B) 2001>2008, Stilo VAN 1.6 (192DXB1A) 2001>2008, Stilo VAN 1.6 (192DXR1A) 2001>2008, Stilo VAN 1.9 JTD (192DXE1A) 2001>2008, Stilo VAN 1.9 JTD (192DXF1A) 2001>2008, Stilo VAN 1.9 JTD (192DXG1B) 2001>2008, Stilo VAN 1.9 JTD (192DXS1A) 2001>2008, Stilo VAN 1.9 JTD (192DXT1B) 2001>2008;

LANCIA: Delta III 1.4 2008>2014, Delta III 1.4 16V 2008>2014, Delta III 1.4 Bifuel 2008>2014, Delta III 1.6 D Multijet 2008>2014, Delta III 1.8 2008>2014, Delta III 1.9 D Multijet 2008>2014, Delta III 2.0 D Multijet 2008>2014



GS2159

REAR WHEEL SENSOR (BOTH SIDES)

REPLACES / REEMPLAZA:

Fiat: 51792166; **Bosch:** 0 265 008 003; **Meat & Doria:** 90196

APPLICATION / APLICACIÓN:

FIAT: Bravo li 1.4 2007>, Bravo li 1.4 16V 2010>, Bravo li 1.4 Lpg 2008>, Bravo li 1.4 T-Jet 2011>, Bravo li 1.4 T-Jet 2007>, Bravo li 1.6 D Multijet 2007>, Bravo li 1.6 D Multijet 2008>, Bravo li 1.9 D Multijet 2007>, Bravo li 1.9 D Multijet 2006>, Bravo li 2.0 D Multijet 2008>, Bravo Van 1.6 Jtd 2008>, Stilo 1.2 16V 2002>, Stilo 1.4 16V 2004>, Stilo 1.4 16V 2003>, Stilo 1.6 16V 2003>, Stilo 1.6 16V 2001>, Stilo 1.8 16V 2001>, Stilo 1.9 D Multijet 2005>, Stilo 1.9 Jtd 2003>, Stilo 1.9 Jtd 2001>, Stilo 1.9 Jtd 2002>, Stilo 1.9 Jtd 2004>, Stilo 2.4 20V 2001>, Stilo Multi Wagon 1.4 16V 2004>, Stilo Multi Wagon 1.6 16V 2003>, Stilo Multi Wagon 1.8 16V 2003>, Stilo Multi Wagon 1.9 D 2004>, Stilo Multi Wagon 1.9 D Multijet 2005>, Stilo Multi Wagon 1.9 Jtd 2003>, Stilo Multi Wagon 2.4 20V 2004>, Stilo Van 1.4 2004>, Stilo Van 1.6 2005>, Stilo Van 1.9 Jtd 2001>, Stilo Van 1.9 Jtd 2003>, Stilo Van 1.9 Jtd 2005>;

LANCIA: Delta lii 1.4 2008>, Delta lii 1.4 16V 2004>, Delta lii 1.4 Bifuel 2011>, Delta lii 1.6 D Multijet 2008>, Delta lii 1.8 2009>, Delta lii 1.9 D Multijet 2005>, Delta lii 2.0 D Multijet 2008>



GS2160

FRONT WHEEL SENSOR (LEFT SIDE)

REPLACES / REEMPLAZA:

Fiat: 46763852, 60816027, 46539830, 0265007073, 0265007009; Bosch: 0 265 007 073; Meat & Doria: 90013; Mobiletron: AB-EU229

APPLICATION / APLICACIÓN:

ALFA ROMEO: GTV 1.8 16V (916C3) 1995>2005, GTV 2.0 JTS (916CXA00) 1995>2005, GTV 2.0 T.Spark 16V (916.C2__, 916C2C00) 1995>2005, GTV 2.0 T.Spark 16V (916C2C) 1995>2005, GTV 3.0 V6 24V (916.C1) 1995>2005, GTV 3.0 V6 24V (916.C1B_) 1995>2005, GTV 3.2 V6 24V (916CXB00) 1995>2005, Spider 1.8 16V (916S3) 1994>2005, Spider 2.0 JTS (916SXA00) 1994>2005, Spider 2.0 T.Spark 16V (916S2B) 1994>2005, Spider 2.0 T.Spark 16V (916S2C00) 1994>2005, Spider 2.0 V6 Turbo (916S2A) 1994>2005, Spider 3.0 V6 (916S1) 1994>2005, Spider 3.0 V6 (916S1B00) 1994>2005, Spider 3.0 V6 24V (916S1) 1994>2005, Spider 3.2 V6 24V (916SXB00) 1994>2005, GTV 2.0 V6 Turbo (916.C2A) 1995>2005;

LANCIA: Lybra 1.6 1999>2005, Lybra 1.6 16V (839AXA1A) 1999>2005, Lybra 1.8 16V (839AXB1A, 839AXG1A) 1999>2005, Lybra 1.9 JTD 1999>2005, Lybra 1.9 JTD (839AXD1A) 1999>2005, Lybra 1.9 JTD (839AXI1A) 1999>2005, Lybra 2.0 20V (839AXC11, 839AXC1A) 1999>2005, Lybra 2.0 20V (839AXH1A) 1999>2005, Lybra 2.4 20V 1999>2005, Lybra 2.4 JTD 1999>2005, Lybra 2.4 JTD (839AXE1A) 1999>2005, Lybra 2.4 JTD (839AXL1A) 1999>2005, Lybra SW 1.6 1999>2005, Lybra SW 1.6 16V (839BXA1A) 1999>2005, Lybra SW 1.8 16V (839BXB1A, 839BXG1A) 1999>2005, Lybra SW 1.9 JTD 1999>2005, Lybra SW 1.9 JTD (839BXD1A) 1999>2005, Lybra SW 1.9 JTD (839BXI1A) 1999>2005, Lybra SW 2.0 20V (839BXC11, 839BXC1A) 1999>2005, Lybra SW 2.0 20V (839BXH1A) 1999>2005, Lybra SW 2.4 JTD 1999>2005, Lybra SW 2.4 JTD (839BXE1A) 1999>2005, Lybra SW 2.4 JTD (839BXL1A) 1999>2005;

FIAT: Marea 1.2 16V 1996>2007, Marea 1.6 1996>2007, Marea 1.6 100 16V 1996>2007, Marea 1.6 100 16V Bipower 1996>2007, Marea 1.6 SX 1996>2007, Marea 1.8 115 16V 1996>2007, Marea 1.9 JTD 105 (185AXN1A) 1996>2007, Marea 1.9 JTD 110 (185AXT1A) 1996>2007, Marea 1.9 TD 75 1996>2007, Marea 2.0 150 20V 1996>2007, Marea 2.0 155 20V 1996>2007, Marea 2.4 JTD 130 1996>2007, Marea Weekend 1.2 16V 1996>2007, Marea Weekend 1.6 1996>2007, Marea Weekend 1.6 100 16V 1996>2007, Marea Weekend 1.8 115 16V 1996>2007, Marea Weekend 1.9 JTD 105 (185BXN1A) 1996>2007, Marea Weekend 1.9 JTD 110 (185BXT1A) 1996>2007, Marea Weekend 1.9 TD 100 (185BX_) 1996>2007, Marea Weekend 1.9 TD 75 1996>2007, Marea Weekend 2.0 150 20V 1996>2007, Marea Weekend 2.0 155 20V 1996>2007, Marea Weekend 2.4 JTD 130 1996>2007, Marea 1.4 80 12V 1996>2007, Marea 1.6 16V 1996>2007, Marea 1.9 JTD 1996>2007, Marea 1.9 TD 100 (185AX_) 1996>2007, Marea 2.4 TD 125 1996>2007, Marea Weekend 1.4 80 12V 1996>2007, Marea Weekend 2.4 TD 125 1996>2007



GS2161

FRONT WHEEL SENSOR (RIGHT SIDE)

REPLACES / REEMPLAZA:

Fiat: 46763853, 60816028, 46539831, 46532099, 0265007074, 0265007013, 0265007035; Bosch: 0 265 007 074; Delphi: SS20576; Meat & Doria: 90014; Mobiletron: AB-EU230

APPLICATION / APLICACIÓN:

ALFA ROMEO: GTV 1.8 16V (916C3) 1995>2005, GTV 2.0 JTS (916CXA00) 1995>2005, GTV 2.0 T.Spark 16V (916.C2__, 916C2C00) 1995>2005, GTV 2.0 T.Spark 16V (916C2C) 1995>2005, GTV 3.0 V6 24V (916.C1) 1995>2005, GTV 3.0 V6 24V (916.C1B_) 1995>2005, GTV 3.2 V6 24V (916CXB00) 1995>2005, Spider 1.8 16V (916S3) 1994>2005, Spider 2.0 JTS (916SXA00) 1994>2005, Spider 2.0 T.Spark 16V (916S2B) 1994>2005, Spider 2.0 T.Spark 16V (916S2C00) 1994>2005, Spider 2.0 V6 Turbo (916S2A) 1994>2005, Spider 3.0 V6 (916S1) 1994>2005, Spider 3.0 V6 (916S1B00) 1994>2005, Spider 3.0 V6 24V (916S1) 1994>2005, Spider 3.2 V6 24V (916SXB00) 1994>2005, GTV 2.0 V6 Turbo (916.C2A) 1995>2005;

LANCIA: Lybra 1.6 1999>2005, Lybra 1.6 16V (839AXA1A) 1999>2005, Lybra 1.8 16V (839AXB1A, 839AXG1A) 1999>2005, Lybra 1.9 JTD 1999>2005, Lybra 1.9 JTD (839AXD1A) 1999>2005, Lybra 1.9 JTD (839AXI1A) 1999>2005, Lybra 2.0 20V (839AXC11, 839AXC1A) 1999>2005, Lybra 2.0 20V (839AXH1A) 1999>2005, Lybra 2.4 20V 1999>2005, Lybra 2.4 JTD 1999>2005, Lybra 2.4 JTD (839AXE1A) 1999>2005, Lybra 2.4 JTD (839AXL1A) 1999>2005, Lybra SW 1.6 1999>2005, Lybra SW 1.6 16V (839BXA1A) 1999>2005, Lybra SW 1.8 16V (839BXB1A, 839BXG1A) 1999>2005, Lybra SW 1.9 JTD 1999>2005, Lybra SW 1.9 JTD (839BXD1A) 1999>2005, Lybra SW 1.9 JTD (839BXI1A) 1999>2005, Lybra SW 2.0 20V (839BXC11, 839BXC1A) 1999>2005, Lybra SW 2.0 20V (839BXH1A) 1999>2005, Lybra SW 2.4 JTD 1999>2005, Lybra SW 2.4 JTD (839BXE1A) 1999>2005, Lybra SW 2.4 JTD (839BXL1A) 1999>2005;

FIAT: Marea 1.2 16V 1996>2007, Marea 1.6 1996>2007, Marea 1.6 100 16V 1996>2007, Marea 1.6 100 16V Bipower 1996>2007, Marea 1.6 SX 1996>2007, Marea 1.8 115 16V 1996>2007, Marea 1.9 JTD 105 (185AXN1A) 1996>2007, Marea 1.9 JTD 110 (185AXT1A) 1996>2007, Marea 1.9 TD 75 1996>2007, Marea 2.0 150 20V 1996>2007, Marea 2.0 155 20V 1996>2007, Marea 2.4 JTD 130 1996>2007, Marea Weekend 1.2 16V 1996>2007, Marea Weekend 1.6 1996>2007, Marea Weekend 1.6 100 16V 1996>2007, Marea Weekend 1.8 115 16V 1996>2007, Marea Weekend 1.9 JTD 105 (185BXN1A) 1996>2007, Marea Weekend 1.9 JTD 110 (185BXT1A) 1996>2007, Marea Weekend 1.9 TD 100 (185BX_) 1996>2007, Marea Weekend 1.9 TD 75 1996>2007, Marea Weekend 2.0 150 20V 1996>2007, Marea Weekend 2.0 155 20V 1996>2007, Marea Weekend 2.4 JTD 130 1996>2007, Marea 1.4 80 12V 1996>2007, Marea 1.6 16V 1996>2007, Marea 1.9 JTD 1996>2007, Marea 1.9 TD 100 (185AX_) 1996>2007, Marea 2.0 1996>2007, Marea 2.0 155 20V 1996>2007, Marea 2.4 TD 125 1996>2007, Marea Weekend 1.4 80 12V 1996>2007, Marea Weekend 2.0 1996>2007, Marea Weekend 2.4 TD 125 1996>2007



GS2162

REAR WHEEL SENSOR (RIGHT SIDE)

REPLACES / REEMPLAZA:

Fiat: 51796983, 46441569, 46539833, 0265007134; Bosch: 0 265 007 033; Meat & Doria: 90204; Mobiletron: AB-EU226

APPLICATION / APLICACIÓN:

FIAT: BRAVA 1.6 16V 2000>2003, BRAVA 1.8 16V 2000>2003, Marea 1.2 16V 1996>2007, Marea 1.4 80 12V 1996>2007, Marea 1.6 1996>2007, Marea 1.6 100 16V 1996>2007, Marea 1.6 100 16V Bipower 1996>2007, Marea 1.6 16V 1996>2007, Marea 1.6 SX 1996>2007, Marea 1.8 1996>2007, Marea 1.8 115 16V 1996>2007, Marea 1.9 JTD 105 (185AXN1A) 1996>2007, Marea 1.9 JTD 110 (185AXT1A) 1996>2007, Marea 1.9 TD 75 1996>2007, Marea 2.0 1996>2007, Marea 2.0 150 20V 1996>2007, Marea 2.0 155 20V 1996>2007, Marea 2.4 1996>2007, Marea 2.4 JTD 130 1996>2007, Marea Weekend 1.2 16V 1996>2007, Marea Weekend 1.4 80 12V 1996>2007, Marea Weekend 1.6 1996>2007, Marea Weekend 1.6 100 16V 1996>2007, Marea Weekend 1.8 1996>2007, Marea Weekend 1.8 115 16V 1996>2007, Marea Weekend 1.9 JTD 105 (185BXN1A) 1996>2007, Marea Weekend 1.9 JTD 110 (185BXT1A) 1996>2007, Marea Weekend 1.9 TD 100 (185BX_) 1996>2007, Marea Weekend 1.9 TD 75 1996>2007, Marea Weekend 2.0 1996>2007, Marea Weekend 2.0 150 20V 1996>2007, Marea Weekend 2.0 155 20V 1996>2007, Marea Weekend 2.4 1996>2007, Marea Weekend 2.4 JTD 130 1996>2007, Marea 1.9 JTD 1996>2007, Marea 1.9 TD 100 (185AX_) 1996>2007, Marea 2.4 TD 125 1996>2007, Marea Weekend 2.4 TD 125 1996>2007



GS2163

REAR WHEEL SENSOR (LEFT SIDE)

REPLACES / REEMPLAZA:

Fiat: 46539832, 46441568, 0265007032; Bosch: 0 265 007 032; Meat & Doria: 90203; Mobiletron: AB-EU234

APPLICATION / APLICACIÓN:

FIAT: Brava 1.6 16V 2000>2003, Brava 1.8 16V 2000>2003, Marea 1.2 16V 1996>2007, Marea 1.4 80 12V 1996>2007, Marea 1.6 1996>2007, Marea 1.6 100 16V 1996>2007, Marea 1.6 100 16V Bipower 1996>2007, Marea 1.6 16V 1996>2007, Marea 1.6 SX 1996>2007, Marea 1.8 1996>2007, Marea 1.8 115 16V 1996>2007, Marea 1.9 JTD 105 (185AXN1A) 1996>2007, Marea 1.9 JTD 110 (185AXT1A) 1996>2007, Marea 1.9 TD 75 1996>2007, Marea 2.0 1996>2007, Marea 2.0 150 20V 1996>2007, Marea 2.0 155 20V 1996>2007, Marea 2.4 1996>2007, Marea 2.4 JTD 130 1996>2007, Marea Weekend 1.2 16V 1996>2007, Marea Weekend 1.4 80 12V 1996>2007, Marea Weekend 1.6 1996>2007, Marea Weekend 1.6 100 16V 1996>2007, Marea Weekend 1.8 1996>2007, Marea Weekend 1.8 115 16V 1996>2007, Marea Weekend 1.9 JTD 105 (185BXN1A) 1996>2007, Marea Weekend 1.9 JTD 110 (185BXT1A) 1996>2007, Marea Weekend 1.9 TD 100 (185BX_) 1996>2007, Marea Weekend 1.9 TD 75 1996>2007, Marea Weekend 2.0 1996>2007, Marea Weekend 2.0 150 20V 1996>2007, Marea Weekend 2.0 155 20V 1996>2007, Marea Weekend 2.4 1996>2007, Marea Weekend 2.4 JTD 130 1996>2007, Marea 1.9 JTD 1996>2007, Marea 1.9 TD 100 (185AX_) 1996>2007, Marea 2.4 TD 125 1996>2007, Marea Weekend 2.4 TD 125 1996>2007

GS2164

FRONT WHEEL SENSOR

REPLACES / REEMPLAZA:

Bosch: 0 986 594 580

Fiat: 51763164, 51918228

APPLICATION / APLICACIÓN:

Fiat: Fiorino, Linea, Fiorino Qubo

PS: set of GS2490 and GS2165



GS2165

REAR WHEEL SENSOR (LEFT SIDE)

REPLACES / REEMPLAZA:

Fiat: 51763165, 52144314

APPLICATION / APLICACIÓN:

Fiat: Fiorino 1.3/1.4, Linea 1.3/1.4/1.6, Fiorino Qubo 1.3/1.4

PS: set of GS2490



GS2166

REAR WHEEL SENSOR (BOTH SIDES)

REPLACES / REEMPLAZA:

Fiat: 51764254, 51782787, K68199238AB, 51801310; **Peugeot:** 4545H2, 0265007833; **Bosch:** 0 265 007 833; **Delphi:** SS20388; **Meat & Doria:** 90272, 90272E;

Mobiletron: AB-EU146

APPLICATION / APLICACIÓN:

FIAT: Ducato Box 100 Multijet 2,2 D 2006>2014, Ducato Box 110 Multijet 2,3 D 2006>2014, Ducato Box 115 Multijet 2,0 D 2006>2014, Ducato Box 120 Multijet 2,3 D 2006>2014, Ducato Box 120 Multijet 2,3 D 4x4 2006>2014, Ducato Box 130 Multijet 2,3 D 2006>2014, Ducato Box 140 Multijet 2,3 D 2006>2014, Ducato Box 140 Multijet 3,0 D 2006>2014, Ducato Box 140 Natural Power 2006>2014, Ducato Box 150 Multijet 2,3 D 2006>2014, Ducato Box 150 Multijet 2,3 D 4x4 2006>2014, Ducato Box 150 Multijet 3,0 D 2006>2014, Ducato Box 160 Multijet 2,3 D 2006>2014, Ducato Box 160 Multijet 3,0 D 2006>2014, Ducato Box 160 Multijet 3,0 D 4x4 2006>2014, Ducato Box 180 Multijet 2,3 D 2006>2014, Ducato Box 180 Multijet 3,0 D 2006>2014, Ducato Bus 100 Multijet 2,2 D 2006>2014, Ducato Bus 110 Multijet 2,3 D 2006>2014, Ducato Bus 115 Multijet 2,0 D 2006>2014, Ducato Bus 120 Multijet 2,3 D 2006>2014, Ducato Bus 140 Multijet 2,3 D 2006>2014, Ducato Bus 140 Multijet 3,0 D 2006>2014, Ducato Bus 140 Natural Power 2006>2014, Ducato Bus 150 Multijet 2,3 D 2006>2014, Ducato Bus 150 Multijet 2,3 D 4x4 2006>2014, Ducato Bus 150 Multijet 3,0 D 2006>2014, Ducato Bus 160 Multijet 2,3 D 2006>2014, Ducato Bus 160 Multijet 3,0 D 2006>2014, Ducato Bus 160 Multijet 3,0 D 4x4 2006>2014, Ducato Bus 180 Multijet 2,3 D 2006>2014, Ducato Bus 180 Multijet 3,0 D 2006>2014, Ducato Platparam/Chassis 100 Multijet 2,2 D 2006>2014, Ducato Platparam/Chassis 110 Multijet 2,3 D 2006>2014, Ducato Platparam/Chassis 115 Multijet 2,0 D 2006>2014, Ducato Platparam/Chassis 120 Multijet 2,3 D 2006>2014, Ducato Platparam/Chassis 120 Multijet 2,3 D 4x4 2006>2014, Ducato Platparam/Chassis 130 Multijet 2,3 D 2006>2014, Ducato Platparam/Chassis 140 Multijet 2,3 D 2006>2014, Ducato Platparam/Chassis 140 Multijet 3,0 D 2006>2014, Ducato Platparam/Chassis 140 Natural Power 2006>2014, Ducato Platparam/Chassis 150 Multijet 2,3 D 2006>2014, Ducato Platparam/Chassis 150 Multijet 3,0 D 2006>2014, Ducato Platparam/Chassis 160 Multijet 2,3 D 2006>2014, Ducato Platparam/Chassis 160 Multijet 3,0 D 2006>2014, Ducato Platparam/Chassis 180 Multijet 2,3 D 2006>2014, Ducato Platparam/Chassis 180 Multijet 3,0 D 2006>2014, Ducato Bus 130 Multijet 2,3 D 2006>2014;

PEUGEOT: Boxer Box 2.0 BlueHDi 110 2006>2019, Boxer Box 2.0 BlueHDi 130 2006>2019, Boxer Box 2.0 BlueHDi 160 2006>2019, Boxer Box 2.2 BlueHDi 120 2006>2019, Boxer Box 2.2 BlueHDi 140 2006>2019, Boxer Box 2.2 BlueHDi 165 2006>2019, Boxer Box 2.2 HDi 100 2006>2019, Boxer Box 2.2 HDi 110 2006>2019, Boxer Box 2.2 HDi 120 2006>2019, Boxer Box 2.2 HDi 130 2006>2019, Boxer Box 2.2 HDi 150 2006>2019, Boxer Box 3.0 D 2006>2019, Boxer Box 3.0 HDi 2006>2019, Boxer Box 3.0 HDi 145 2006>2019, Boxer Box 3.0 HDi 160 2006>2019, Boxer Box 3.0 HDi 175 2006>2019, Boxer Bus 2.0 BlueHDi 110 2006>2019, Boxer Bus 2.0 BlueHDi 130 2006>2019, Boxer Bus 2.0 BlueHDi 160 2006>2019, Boxer Bus 2.2 BlueHDi 120 2006>2019, Boxer Bus 2.2 BlueHDi 140 2006>2019, Boxer Bus 2.2 HDi 100 2006>2019, Boxer Bus 2.2 HDi 110 2006>2019, Boxer Bus 2.2 HDi 120 2006>2019, Boxer Bus 2.2 HDi 130 2006>2019, Boxer Bus 2.2 HDi 150 2006>2019, Boxer Bus 3.0 HDi 145 2006>2019, Boxer Bus 3.0 HDi 160 2006>2019, Boxer Bus 3.0 HDi 175 2006>2019, Boxer Platparam/Chassis 2.0 BlueHDi 110 2006>2019, Boxer Platparam/Chassis 2.0 BlueHDi 130 2006>2019, Boxer Platparam/Chassis 2.0 BlueHDi 160 2006>2019, Boxer Platparam/Chassis 2.2 HDi 100 2006>2019, Boxer Platparam/Chassis 2.2 HDi 110 2006>2019, Boxer Platparam/Chassis 2.2 HDi 120 2006>2019, Boxer Platparam/Chassis 2.2 HDi 130 2006>2019, Boxer Platparam/Chassis 2.2 HDi 150 2006>2019, Boxer Platparam/Chassis 3.0 HDi 2006>2019, Boxer Platparam/Chassis 3.0 HDi 145 2006>2019, Boxer Platparam/Chassis 3.0 HDi 160 2006>2019, Boxer Platparam/Chassis 3.0 HDi 175 2006>2019;

CITROËN: Jumper Box 2.0 BlueHDi 110 2006>2019, Jumper Box 2.0 BlueHDi 130 2006>2019, Jumper Box 2.0 BlueHDi 160 2006>2019, Jumper Box 2.0 BlueHDi 160 4x4 2006>2019, Jumper Box 2.2 HDi 100 2006>2019, Jumper Box 2.2 HDi 110 2006>2019, Jumper Box 2.2 HDi 120 2006>2019, Jumper Box 2.2 HDi 130 2006>2019, Jumper Box 2.2 HDi 145 2006>2019, Jumper Box 2.3 HDi 2006>2019, Jumper Box 3.0 HDi 145 2006>2019, Jumper Box 3.0 HDi 155 2006>2019, Jumper Box 3.0 HDi 160 2006>2019, Jumper Box 3.0 HDi 180 2006>2019, Jumper Bus 2.0 BlueHDi 110 2006>2019, Jumper Bus 2.0 BlueHDi 130 2006>2019, Jumper Bus 2.0 BlueHDi 160 2006>2019, Jumper Bus 2.2 HDi 100 2006>2019, Jumper Bus 2.2 HDi 110 2006>2019, Jumper Bus 2.2 HDi 120 2006>2019, Jumper Bus 2.2 HDi 130 2006>2019, Jumper Bus 2.2 HDi 150 2006>2019, Jumper Bus 3.0 HDi 155 2006>2019, Jumper Bus 3.0 HDi 160 2006>2019, Jumper Bus 3.0 HDi 180 2006>2019, Jumper Platparam/Chassis 2.0 BlueHDi 110 2006>2019, Jumper Platparam/Chassis 2.0 BlueHDi 130 2006>2019, Jumper Platparam/Chassis 2.0 BlueHDi 160 4x4 2006>2019, Jumper Platparam/Chassis 2.0 BlueHDi 160 2006>2019, Jumper Platparam/Chassis 2.2 HDi 100 2006>2019, Jumper Platparam/Chassis 2.2 HDi 110 2006>2019, Jumper Platparam/Chassis 2.2 HDi 120 2006>2019, Jumper Platparam/Chassis 2.2 HDi 130 2006>2019, Jumper Platparam/Chassis 2.2 HDi 150 2006>2019, Jumper Platparam/Chassis 3.0 HDi 2006>2019, Jumper Platparam/Chassis 3.0 HDi 145 2006>2019, Jumper Platparam/Chassis 3.0 HDi 160 2006>2019, Jumper Platparam/Chassis 3.0 HDi 180 2006>2019

GS2167

REAR WHEEL SENSOR (LEFT SIDE)

REPLACES / REEMPLAZA:

Fiat: 46540025, 51799534, 0265007054, 0265007133;

Bosch: 0 265 007 054

APPLICATION / APLICACIÓN:

FIAT: Siena 1.4 Flex 2004>2007, Strada Pickup 1.2 1998>2012, Strada Pickup 1.3 D Multijet 1998>2012, Strada Pickup 1.4 1998>2012, Strada Pickup 1.4 Flex 1998>2012, Strada Pickup 1.5 1998>2012, Strada Pickup 1.5 $\frac{1}{2}$ cool 1998>2012, Strada Pickup 1.6 16V 1998>2012, Strada Pickup 1.6 8V 1998>2012, Strada Pickup 1.7 TD 1998>2012, Strada Pickup 1.8 1998>2012, Strada Pickup 1.8 Flex 1998>2012, Strada Pickup 1.9 D 1998>2012, Strada Pickup 1.9 JTD 1998>2012, Strada Pickup 1.3 D Multijet (278AYR1A) 2009>1900, Strada Pickup 1.4 Flex (27802M3) 2009>1900, Strada Pickup 1.6 Flex 2009>1900, Strada Pickup 1.8 Flex (27802P3) 2009>1900



GS2168

REAR WHEEL SENSOR (RIGHT SIDE)

REPLACES / REEMPLAZA:

Fiat: 46540024, 51796984, 0265007055, 0265007132;

Bosch: 0 265 007 055

APPLICATION / APLICACIÓN:

FIAT: Siena 1.4 Flex 2004>2007, Strada Pickup 1.2 1998>2012, Strada Pickup 1.3 D Multijet 1998>2012, Strada Pickup 1.4 1998>2012, Strada Pickup 1.4 Flex 1998>2012, Strada Pickup 1.5 1998>2012, Strada Pickup 1.5 $\frac{1}{2}$ cool 1998>2012, Strada Pickup 1.6 16V 1998>2012, Strada Pickup 1.6 8V 1998>2012, Strada Pickup 1.7 TD 1998>2012, Strada Pickup 1.8 1998>2012, Strada Pickup 1.8 Flex 1998>2012, Strada Pickup 1.9 D 1998>2012, Strada Pickup 1.9 JTD 1998>2012, Strada Pickup 1.3 D Multijet (278AYR1A) 2009>1900, Strada Pickup 1.4 Flex (27802M3) 2009>1900, Strada Pickup 1.6 Flex 2009>1900, Strada Pickup 1.8 Flex (27802P3) 2009>1900




GS2169
REAR WHEEL SENSOR (BOTH SIDES)
REPLACES / REEMPLAZA:
Fiat: 51966686, 51966684, 51966684

APPLICATION / APLICACIÓN:
FIAT: Toro 4x2 2017>

GS2170
REAR WHEEL SENSOR (BOTH SIDES)
REPLACES / REEMPLAZA:
Fiat: 52055240, 51966687

APPLICATION / APLICACIÓN:
FIAT: Toro 4x4 2017>

GS2171
FRONT AND REAR WHEEL SENSOR (BOTH SIDES)
REPLACES / REEMPLAZA:
Ford: 1S7T2B372AD, 1S7T2B372A, 1386268, 1146400, 1115018; **Bosch:** 0 265 007 879, 0 986 594 610; **Delphi:** SS20144; **Hitachi:** 131661; **Meat & Doria:** 90094, 90094A1, 90094E; **Mobiletron:** AB-EU004

APPLICATION / APLICACIÓN:
JAGUAR: X-TYPE 2.0 D 2001>2009, X-TYPE 2.1 V6 2001>2009, X-TYPE 2.2 D 2001>2009, X-TYPE 2.5 V6 All-wheel Drive 2001>2009, X-TYPE 3.0 V6 All-wheel Drive 2001>2009, X-TYPE Estate 2.0 D 2003>2009, X-TYPE Estate 2.1 V6 2003>2009, X-TYPE Estate 2.2 D 2003>2009, X-TYPE Estate 2.5 2003>2009, X-TYPE Estate 3.0 2003>2009, **FORD:** Mondeo III 1.8 16V 2000>2007, Mondeo III 1.8 SCi 2000>2007, Mondeo III 2.0 16V 2000>2007, Mondeo III 2.0 16V DI / TDDi / TDCi 2000>2007, Mondeo III 2.0 16V TDDi / TDCi 2000>2007, Mondeo III 2.0 DI 2000>2007, Mondeo III 2.0 TDCi 2000>2007, Mondeo III 2.2 TDCi 2000>2007, Mondeo III 2.5 V6 24V 2000>2007, Mondeo III 3.0 V6 24V 2000>2007, Mondeo III ST220 2000>2007, Mondeo III Saloon 1.8 16V 2000>2007, Mondeo III Saloon 1.8 SCi 2000>2007, Mondeo III Saloon 2.0 16V 2000>2007, Mondeo III Saloon 2.0 16V DI / TDDi / TDCi 2000>2007, Mondeo III Saloon 2.0 16V TDDi / TDCi 2000>2007, Mondeo III Saloon 2.0 DI 2000>2007, Mondeo III Saloon 2.0 TDCi 2000>2007, Mondeo III Saloon 2.2 TDCi 2000>2007, Mondeo III Saloon 2.5 V6 2000>2007, Mondeo III Saloon 2.5 V6 24V 2000>2007, Mondeo III Saloon 3.0 V6 24V 2000>2007, Mondeo III Saloon ST220 2000>2007, Mondeo III Turnier 1.8 16V 2000>2007, Mondeo III Turnier 1.8 SCi 2000>2007, Mondeo III Turnier 2.0 16V 2000>2007, Mondeo III Turnier 2.0 16V DI / TDDi / TDCi 2000>2007, Mondeo III Turnier 2.0 16V TDDi / TDCi 2000>2007, Mondeo III Turnier 2.0 TDCi 2000>2007, Mondeo III Turnier 2.2 TDCi 2000>2007, Mondeo III Turnier 2.5 V6 24V 2000>2007, Mondeo III Turnier 3.0 V6 24V 2000>2007, Mondeo III Turnier ST220 2000>2007

GS2172
REAR WHEEL SENSOR (BOTH SIDES)
REPLACES / REEMPLAZA:
Fiat: 46545467, 0265007051; **Bosch:** 0 265 007 051

APPLICATION / APLICACIÓN:
FIAT: Palio 1.0 1996>, Palio 1.0 2003>, Palio 1.0 16V 2000>, Palio 1.0 Flex 2000>, Palio 1.0 Rst Biopower 2003>, Palio 1.2 1997>, Palio 1.2 2001>, Palio 1.2 Elx Flex 2003>, Palio 1.3 2000>, Palio 1.3 Jtd Multijet 2003>, Palio 1.4 2005>, Palio 1.4 2002>, Palio 1.4 Flex 2004>, Palio 1.5 2004>, Palio 1.6 1996>, Palio 1.6 16V 1996>, Palio 1.6 Flex 2010>, Palio 1.8 2001>, Palio 1.8 2003>, Palio 1.8 Ex 2003>, Palio 1.8 Flex 2006>, Palio 1.8 Rst Flex 2004>, Palio 1.9 D 2003>, Palio 1.6 2011>, Siena 1.0 1996>, Siena 1.0 16V 2000>, Siena 1.0 Flex 2000>, Siena 1.0 Rst Fire 2002>, Siena 1.0 Rst Fire Flex 2005>, Siena 1.2 1997>, Siena 1.2 2001>, Siena 1.2 Flex 2004>, Siena 1.4 8V 2005>, Siena 1.4 8V 2006>, Siena 1.4 Elx Tetrafuel 2006>, Siena 1.4 Flex 2004>, Siena 1.5 Rst ALcool 2002>, Siena 1.6 16V 1996>, Siena 1.6 Flex 2010>, Siena 1.7 Td 2006>, Siena 1.8 2001>, Siena 1.8 Biopower 2004>, Siena 1.8 Flex 2006>, Siena / Grand Siena 1.0 Flex 2000>, Siena / Grand Siena 1.4 Flex 2004>, Siena / Grand Siena 1.4 Tetrafuel 2012>, Strada Pickup 1.6 2009>, Strada Pickup 1.8 Flex 2010>

GS2173
FRONT WHEEL SENSOR
REPLACES / REEMPLAZA:
Fiat: 51797173

Ford: 1563623, 9S512B572AA

APPLICATION / APLICACIÓN:
Fiat: Cinquecento (500) 1.4

Ford: Ka 1.2/1.3

GS2174
REAR WHEEL SENSOR (BOTH SIDES)
REPLACES / REEMPLAZA:
Fiat: K68073206AD

APPLICATION / APLICACIÓN:
FIAT: 500 2010>



GS2175

REAR WHEEL SENSOR (BOTH SIDES)

REPLACES / REEMPLAZA:

Volvo: 3M5T2B372BB, 3M5T2B372B, 3M5T2B372BD, 6G9N2B372DD, 6G9N2B372D, 30648986, 306489860, 30793635, 31274612, 312746120, 30748148, 307481480, 30793636, 307936360, 30736634, 307366340, 31423573; **Hitachi:** 131652; **Meat & Doria:** 90105, 90105E

APPLICATION / APLICACIÓN:

MAZDA: 3 1.4 2003>2009, 3 1.6 DI Turbo 2003>2009, 3 1.6 MZ-CD 2003>2009, 3 2.0 2003>2009, 3 2.0 MZR-CD 2003>2009, 3 2.3 DiSi Turbo MPS 2003>2009, 3 2.3 MPS Turbo 2003>2009, 3 2.3 MZR 2003>2009, 3 1.6 MZR 2008>2014, 3 1.6 MZR CD 2008>2014, 3 2.0 MZR 2008>2014, 3 2.0 MZR DISI 2008>2014, 3 2.2 MZR CD 2008>2014, 3 2.3 MPS Turbo 2008>2014, 3 2.5 2008>2014, 3 Saloon 1.6 2003>2009, 3 Saloon 1.6 DI Turbo 2003>2009, 3 Saloon 2.0 2003>2009, 3 Saloon 2.0 MZR-CD 2003>2009, 3 Saloon 2.3 2003>2009, 3 Saloon 1.6 MZR 2008>2014, 3 Saloon 1.6 MZR CD 2008>2014, 3 Saloon 1.6 MZR CD (BL12) 2008>2014, 3 Saloon 2.0 MZR 2008>2014, 3 Saloon 2.0 MZR DISI 2008>2014, 3 Saloon 2.2 MZR CD 2008>2014, 5 1.8 2005>2010, 5 2.0 2005>2010, 5 2.0 CD 2005>2010, 5 1.6 CD 2010>1900, 5 1.8 MZR 2010>1900, 5 2.0 2010>1900;

VOLVO: C30 1.6 2006>2012, C30 1.6 D 2006>2012, C30 1.6 D2 2006>2012, C30 1.8 2006>2012, C30 1.8 FlexFuel 2006>2012, C30 2.0 2006>2012, C30 2.0 D 2006>2012, C30 2.0 FlexFuel 2006>2012, C30 2.4 i 2006>2012, C30 D3 2006>2012, C30 D4 2006>2012, C30 D5 2006>2012, C30 Electric 2006>2012, C30 T5 2006>2012, C70 II Convertible 2.0 D 2006>2013, C70 II Convertible 2.4 2006>2013, C70 II Convertible 2.4 i 2006>2013, C70 II Convertible D3 2006>2013, C70 II Convertible D4 2006>2013, C70 II Convertible D5 2006>2013, C70 II Convertible T5 2006>2013, S40 II 1.6 2004>2012, S40 II 1.6 D 2004>2012, S40 II 1.8 2004>2012, S40 II 1.8 FlexFuel 2004>2012, S40 II 2.0 2004>2012, S40 II 2.0 D 2004>2012, S40 II 2.0 F 2004>2012, S40 II 2.4 2004>2012, S40 II 2.4 D5 2004>2012, S40 II T5 2004>2012, S40 II T5 AWD 2004>2012, V50 1.6 2003>2012, V50 1.6 D 2003>2012, V50 1.8 2003>2012, V50 1.8 FlexFuel 2003>2012, V50 2.0 2003>2012, V50 2.0 D 2003>2012, V50 2.0 FlexFuel 2003>2012, V50 2.4 2003>2012, V50 2.4 AWD 2003>2012, V50 2.4 D5 2003>2012, V50 2.4 Tdi 2003>2012, V50 T5 2003>2012, V50 T5 AWD 2003>2012;

FORD: C-Max 1.6 2007>2010, C-Max 1.6 TDCi 2007>2010, C-Max 1.8 2007>2010, C-Max 1.8 Flexfuel 2007>2010, C-Max 1.8 TDCi 2007>2010, C-Max 2.0 2007>2010, C-Max 2.0 CNG 2007>2010, C-Max 2.0 LPG 2007>2010, C-Max 2.0 TDCi 2007>2010, C-Max II 1.6 EcoBoost 2010>1900, C-Max II 1.6 TDCi 2010>1900, C-Max II 1.6 Ti 2010>1900, C-Max II 2.0 Energi 2010>1900, C-Max II 2.0 TDCi 2010>1900, C-Max II Van 1.6 EcoBoost 2010>1900, C-Max II Van 1.6 TDCi 2010>1900, C-Max II Van 2.0 TDCi 2010>1900, Focus C-Max 1.6 2003>2007, Focus C-Max 1.6 TDCi 2003>2007, Focus C-Max 1.6 Ti 2003>2007, Focus C-Max 1.8 2003>2007, Focus C-Max 1.8 Flexifuel 2003>2007, Focus C-Max 1.8 TDCi 2003>2007, Focus C-Max 2.0 2003>2007, Focus C-Max 2.0 TDCi 2003>2007, Focus II 1.4 2004>2013, Focus II 1.6 2004>2013, Focus II 1.6 LPG 2004>2013, Focus II 1.6 TDCi 2004>2013, Focus II 1.6 Ti 2004>2013, Focus II 1.8 2004>2013, Focus II 1.8 Flexifuel 2004>2013, Focus II 1.8 TDCi 2004>2013, Focus II 2.0 2004>2013, Focus II 2.0 CNG 2004>2013, Focus II 2.0 LPG 2004>2013, Focus II 2.0 TDCi 2004>2013, Focus II 2.5 RS 2004>2013, Focus II 2.5 RS 500 2004>2013, Focus II 2.5 ST 2004>2013, Focus II Convertible 1.6 2006>2010, Focus II Convertible 2.0 2006>2010, Focus II Convertible 2.0 TDCi 2006>2010, Focus II Saloon 1.4 2005>2013, Focus II Saloon 1.6 2005>2013, Focus II Saloon 1.6 TDCi 2005>2013, Focus II Saloon 1.6 Ti 2005>2013, Focus II Saloon 1.8 2005>2013, Focus II Saloon 1.8 Flexifuel 2005>2013, Focus II Saloon 1.8 TDCi 2005>2013, Focus II Saloon 2.0 2005>2013, Focus II Saloon 2.0 TDCi 2005>2013, Focus II Turnier 1.4 2004>2012, Focus II Turnier 1.6 2004>2012, Focus II Turnier 1.6 LPG 2004>2012, Focus II Turnier 1.6 TDCi 2004>2012, Focus II Turnier 1.6 Ti 2004>2012, Focus II Turnier 1.8 2004>2012, Focus II Turnier 1.8 Flexifuel 2004>2012, Focus II Turnier 1.8 TDCi 2004>2012, Focus II Turnier 2.0 2004>2012, Focus II Turnier 2.0 LPG 2004>2012, Focus II Turnier 2.0 TDCi 2004>2012, Galaxy 1.6 EcoBoost 2006>2015, Galaxy 1.6 TDCi 2006>2015, Galaxy 1.8 TDCi 2006>2015, Galaxy 2.0 2006>2015, Galaxy 2.0 EcoBoost 2006>2015, Galaxy 2.0 Flexifuel 2006>2015, Galaxy 2.0 TDCi 2006>2015, Galaxy 2.2 TDCi 2006>2015, Galaxy 2.3 2006>2015, GRAND C-Max 1.6 EcoBoost 2010>1900, GRAND C-Max 1.6 TDCi 2010>1900, GRAND C-Max 1.6 Ti 2010>1900, GRAND C-Max 2.0 2010>1900, GRAND C-Max Van 1.6 EcoBoost 2010>1900, GRAND C-Max Van 1.6 TDCi 2010>1900, GRAND C-Max Van 2.0 TDCi 2010>1900, KUGA I 2.0 TDCi 2008>2012, KUGA I 2.5 2008>2012, Mondeo IV 1.6 EcoBoost 2007>2015, Mondeo IV 1.6 TDCi 2007>2015, Mondeo IV 1.6 Ti 2007>2015, Mondeo IV 1.8 TDCi 2007>2015, Mondeo IV 2.0 2007>2015, Mondeo IV 2.0 EcoBoost 2007>2015, Mondeo IV 2.0 Flexifuel 2007>2015, Mondeo IV 2.0 LPG 2007>2015, Mondeo IV 2.0 SCTi 2007>2015, Mondeo IV 2.0 TDCi 2007>2015, Mondeo IV 2.2 TDCi 2007>2015, Mondeo IV 2.3 2007>2015, Mondeo IV 2.5 2007>2015, Mondeo IV Saloon 1.6 TDCi 2007>2015, Mondeo IV Saloon 1.6 Ti 2007>2015, Mondeo IV Saloon 1.8 TDCi 2007>2015, Mondeo IV Saloon 2.0 2007>2015, Mondeo IV Saloon 2.0 Flexifuel 2007>2015, Mondeo IV Saloon 2.0 LPG 2007>2015, Mondeo IV Saloon 2.0 TDCi 2007>2015, Mondeo IV Saloon 2.2 TDCi 2007>2015, Mondeo IV Saloon 2.3 2007>2015, Mondeo IV Saloon 2.5 2007>2015, Mondeo IV Turnier 1.6 EcoBoost 2007>2015, Mondeo IV Turnier 1.6 TDCi 2007>2015, Mondeo IV Turnier 1.6 Ti 2007>2015, Mondeo IV Turnier 1.8 TDCi 2007>2015, Mondeo IV Turnier 2.0 2007>2015, Mondeo IV Turnier 2.0 EcoBoost 2007>2015, Mondeo IV Turnier 2.0 Flexifuel 2007>2015, Mondeo IV Turnier 2.0 LPG 2007>2015, Mondeo IV Turnier 2.0 SCTi 2007>2015, Mondeo IV Turnier 2.0 TDCi 2007>2015, Mondeo IV Turnier 2.2 TDCi 2007>2015, Mondeo IV Turnier 2.3 2007>2015, Mondeo IV Turnier 2.5 2007>2015, S-MAX 1.6 EcoBoost 2006>2014, S-MAX 1.6 TDCi 2006>2014, S-MAX 1.8 TDCi 2006>2014, S-MAX 2.0 2006>2014, S-MAX 2.0 EcoBoost 2006>2014, S-MAX 2.0 Flexifuel 2006>2014, S-MAX 2.0 TDCi 2006>2014, S-MAX 2.2 TDCi 2006>2014, S-MAX 2.3 2006>2014, S-MAX 2.5 ST 2006>2014, TOURNEO CONNECT 1.8 16V 2002>2013, Tourneo Connect 1.8 TDCi 2002>2013, Tourneo Connect 1.8 TDCi /TDDi / DI 2002>2013, Transit Connect 1.8 16V 2002>2013, Transit Connect 1.8 16V LPG 2002>2013, Transit Connect 1.8 Di 2002>2013, Transit Connect 1.8 TDCi 2002>2013

GS2176

FRONT WHEEL SENSOR (BOTH SIDES)

REPLACES / REEMPLAZA:

Ford: 3M5T2B372AB; **Volvo:** 30748149, 9475557, 307481490, 94755570, 31423572; **Bosch:** 0 986 594 555; **Hitachi:** 131655; **Meat & Doria:** 90104;

Mobilition: AB-EU013

APPLICATION / APLICACIÓN:

MAZDA: 3 1.4 2003>2009, 3 1.6 DI Turbo 2003>2009, 3 1.6 MZ-CD 2003>2009, 3 2.0 2003>2009, 3 2.0 MZR-CD 2003>2009, 3 2.3 DiSi Turbo MPS 2003>2009, 3 2.3 MPS Turbo 2003>2009, 3 1.6 MZR 2008>2014, 3 1.6 MZR CD 2008>2014, 3 2.0 DISI (BLEFP) 2008>2014, 3 2.0 MZR 2008>2014, 3 2.0 MZR DISI 2008>2014, 3 2.2 MZR CD 2008>2014, 3 2.3 MPS Turbo 2008>2014, 3 Saloon 1.6 DI Turbo 2003>2009, 3 Saloon 2.0 MZR-CD 2003>2009, 3 Saloon 1.6 MZR 2008>2014, 3 Saloon 1.6 MZR CD (BL12) 2008>2014, 3 Saloon 2.0 MZR 2008>2014, 3 Saloon 2.0 MZR DISI 2008>2014, 3 Saloon 2.2 MZR CD 2008>2014, 5 1.8 2005>2010, 5 2.0 2005>2010, 5 2.0 CD 2005>2010, 5 1.6 CD 2010>1900, 5 1.8 MZR 2010>1900, 5 2.0 2010>1900, 3 1.6 2003>2009, 3 2.3 MZR 2003>2009, 3 2.5 2008>2014, 3 Saloon 1.6 2003>2009, 3 Saloon 2.3 2003>2009, 3 Saloon 1.6 MZR 2008>2014;

VOLVO: C30 1.6 2006>2012, C30 1.6 D 2006>2012, C30 1.6 D2 2006>2012, C30 1.8 2006>2012, C30 1.8 FlexFuel 2006>2012, C30 2.0 2006>2012, C30 2.0 D 2006>2012, C30 2.0 FlexFuel 2006>2012, C30 2.4 i 2006>2012, C30 D3 2006>2012, C30 D4 2006>2012, C30 D5 2006>2012, C30 T5 2006>2012, C70 II Convertible 2.0 D 2006>2013, C70 II Convertible 2.4 2006>2013, C70 II Convertible 2.4 i 2006>2013, C70 II Convertible D3 2006>2013, C70 II Convertible D4 2006>2013, C70 II Convertible D5 2006>2013, C70 II Convertible T5 2006>2013, S40 II 1.6 2004>2012, S40 II 1.6 D 2004>2012, S40 II 1.6 D2 2004>2012, S40 II 1.8 2004>2012, S40 II 1.8 FlexFuel 2004>2012, S40 II 2.0 2004>2012, S40 II 2.0 CDI 2004>2012, S40 II 2.0 D 2004>2012, S40 II 2.0 D4 2004>2012, S40 II 2.0 F 2004>2012, S40 II 2.4 2004>2012, S40 II 2.4 CDI 2004>2012, S40 II 2.4 D5 2004>2012, S40 II D3 2004>2012, S40 II D4 2004>2012, S40 II T5 2004>2012, S40 II T5 AWD 2004>2012, V50 1.6 2003>2012, V50 1.6 D 2003>2012, V50 1.6 D2 2003>2012, V50 1.8 2003>2012, V50 1.8 BiFuel 2003>2012, V50 1.8 FlexFuel 2003>2012, V50 2.0 2003>2012, V50 2.0 CDI 2003>2012, V50 2.0 D 2003>2012, V50 2.0 D4 2003>2012, V50 2.0 FlexFuel 2003>2012, V50 2.4 2003>2012, V50 2.4 AWD 2003>2012, V50 2.4 D5 2003>2012, V50 2.4 Tdi 2003>2012, V50 D3 2003>2012, V50 D4 2003>2012, V50 T5 2003>2012, V50 T5 AWD 2003>2012, C30 Electric 2006>2012, S60 II 1.5 T3 2010>2015, S60 II 2.0 D2 2010>2015, S60 II 2.0 D3 2010>2015, S60 II 2.0 D4 2010>2015, S60 II 2.0 D5 2010>2015, S60 II 2.0 T 2010>2015, S60 II 2.0 T4 2010>2015, S60 II 2.4 D4 AWD 2010>2015, S60 II D3 2010>2015, S60 II D4 2010>2015, S60 II D5 2010>2015, S60 II D5 AWD 2010>2015, S60 II DRIVE / D2 2010>2015, S60 II T3 2010>2015, S60 II T4 2010>2015, S60 II T4F 2010>2015, S60 II T5 2010>2015, S60 II T5 AWD 2010>2015, S60 II T6 2010>2015, S60 II T6 AWD 2010>2015, S60 II 1.6 D DRIVE 2006>2016, S80 II 1.6 DRIVE 2006>2016, S80 II 2.0 2006>2016, S80 II 2.0 Drive- E 2006>2016, S80 II 2.0 FlexFuel 2006>2016, S80 II 2.0 T 2006>2016, S80 II 2.0 TDi 2006>2016, S80 II 2.4 D 2006>2016, S80 II 2.5 T 2006>2016, S80 II 2.5 T FlexFuel 2006>2016, S80 II 3.2 2006>2016, S80 II 3.2 AWD 2006>2016, S80 II 4.4 V8 AWD 2006>2016, S80 II D3 2006>2016, S80 II D3 / D4 2006>2016, S80 II D4 2006>2016, S80 II D5 2006>2016, S80 II D5 AWD 2006>2016, S80 II T4 2006>2016, S80 II T4F 2006>2016, S80 II T5 2006>2016, S80 II T6 AWD 2006>2016, V40 Hatchback D2 2012>2015, V40 Hatchback D3 2012>2015, V40 Hatchback T3 GTDi 2012>2015, V40 Hatchback T4 2012>2015, V40 Hatchback T4 AWD 2012>2015, V40 Hatchback T4 GTDi 2012>2015, V40 Hatchback T5 2012>2015, V40 Hatchback T5 AWD 2012>2015, V60 I 1.6 DRIVE 2010>2015, V60 I 2.0 D2 2010>2015, V60 I 2.0 D3 2010>2015, V60 I 2.0 D4 2010>2015, V60 I 2.0 Polestar AWD 2010>2015, V60 I 2.0 T 2010>2015, V60 I 2.0 T4 2010>2015, V60 I 2.4 D5 2010>2015, V60 I 2.4 D5 Hybrid AWD 2010>2015, V60 I 2.4 Hybrid D6 AWD 2010>2015... **CONTINUE**





GS2176

FRONT WHEEL SENSOR (BOTH SIDES)

REPLACES / REEMPLAZA:

Ford: 3M5T2B372AB; **Volvo:** 30748149, 9475557, 307481490, 94755570, 31423572; **Bosch:** 0 986 594 555; **Hitachi:** 131655; **Meat & Doria:** 90104;

Mobiletron: AB-EU013

APPLICATION / APLICACIÓN:

...**VOLVO:** V60 I D3 2010>2015, V60 I D4 2010>2015, V60 I D4 AWD 2010>2015, V60 I D5 2010>2015, V60 I D5 AWD 2010>2015, V60 I D6 Hybrid AWD 2010>2015, V60 I T3 2010>2015, V60 I T4 2010>2015, V60 I T4F 2010>2015, V60 I T5 2010>2015, V60 I T5 AWD 2010>2015, V60 I T6 2010>2015, V60 I T6 AWD 2010>2015, V70 III 1.6 D 2007>2015, V70 III 1.6 DRIVE / D2 2007>2015, V70 III 1.6 T4F 2007>2015, V70 III 2.0 2007>2015, V70 III 2.0 D 2007>2015, V70 III 2.0 FlexiFuel 2007>2015, V70 III 2.0 T 2007>2015, V70 III 2.4 D 2007>2015, V70 III 2.5 T 2007>2015, V70 III 2.5 T FlexiFuel 2007>2015, V70 III 3.2 2007>2015, V70 III 3.2 AWD 2007>2015, V70 III D2 2007>2015, V70 III D3 2007>2015, V70 III D3 / D4 2007>2015, V70 III D4 2007>2015, V70 III D4 AWD 2007>2015, V70 III D5 2007>2015, V70 III D5 AWD 2007>2015, V70 III T4 2007>2015, V70 III T5 2007>2015, V70 III T6 AWD 2007>2015, XC60 2.0 T 2008>2017, XC60 2.4 D 2008>2017, XC60 2.4 D / D3 / D4 AWD 2008>2017, XC60 3.2 AWD 2008>2017, XC60 D3 2008>2017, XC60 D3 / D4 2008>2017, XC60 D4 2008>2017, XC60 D4 AWD 2008>2017, XC60 D5 AWD 2008>2017, XC60 T5 2008>2017, XC60 T5 AWD 2008>2017, XC60 T6 2008>2017, XC60 T6 AWD 2008>2017, XC70 II 2.4 D 2007>2015, XC70 II 2.4 D / D4 AWD 2007>2015, XC70 II 3.2 AWD 2007>2015, XC70 II D3 2007>2015, XC70 II D4 2007>2015, XC70 II D4 AWD 2007>2015, XC70 II D5 AWD 2007>2015, XC70 II T5 2007>2015, XC70 II T6 AWD 2007>2015;

FORD: C-Max 1.6 2007>2010, C-Max 1.6 TDCi 2007>2010, C-Max 1.8 2007>2010, C-Max 1.8 Flexifuel 2007>2010, C-Max 1.8 TDCi 2007>2010, C-Max 2.0 2007>2010, C-Max 2.0 CNG 2007>2010, C-Max 2.0 LPG 2007>2010, C-Max 2.0 TDCi 2007>2010, C-Max II 2.0 Energi 2010>1900, C-Max II 2.0 TDCi 2010>1900, Focus C-Max 1.6 2003>2007, Focus C-Max 1.6 TDCi 2003>2007, Focus C-Max 1.6 Ti 2003>2007, Focus C-Max 1.8 2003>2007, Focus C-Max 1.8 TDCi 2003>2007, Focus C-Max 2.0 2003>2007, Focus C-Max 2.0 TDCi 2003>2007, Focus II 1.4 2004>2013, Focus II 1.6 2004>2013, Focus II 1.6 Flex 2004>2013, Focus II 1.6 LPG 2004>2013, Focus II 1.6 TDCi 2004>2013, Focus II 1.6 Ti 2004>2013, Focus II 1.8 2004>2013, Focus II 1.8 Flexifuel 2004>2013, Focus II 1.8 TDCi 2004>2013, Focus II 2.0 2004>2013, Focus II 2.0 CNG 2004>2013, Focus II 2.0 Flex 2004>2013, Focus II 2.0 LPG 2004>2013, Focus II 2.0 TDCi 2004>2013, Focus II 2.5 ST 2004>2013, Focus II Box Body/Estate 1.4 2004>2011, Focus II Box Body/Estate 1.6 2004>2011, Focus II Box Body/Estate 1.6 TDCi 2004>2011, Focus II Box Body/Estate 1.6 Ti-VCT 2004>2011, Focus II Box Body/Estate 1.6 Flexifuel 2004>2011, Focus II Box Body/Estate 2.0 TDCi 2004>2011, Focus II Convertible 1.6 2006>2010, Focus II Convertible 2.0 2006>2010, Focus II Convertible 2.0 TDCi 2006>2010, Focus II Saloon 1.4 2005>2013, Focus II Saloon 1.6 2005>2013, Focus II Saloon 1.6 TDCi 2005>2013, Focus II Saloon 1.6 Ti 2005>2013, Focus II Saloon 1.8 2005>2013, Focus II Saloon 1.8 Flexifuel 2005>2013, Focus II Saloon 1.8 TDCi 2005>2013, Focus II Saloon 2.0 2005>2013, Focus II Saloon 2.0 Flex 2005>2013, Focus II Saloon 2.0 TDCi 2005>2013, Focus II Turnier 1.4 2004>2012, Focus II Turnier 1.6 2004>2012, Focus II Turnier 1.6 LPG 2004>2012, Focus II Turnier 1.6 TDCi 2004>2012, Focus II Turnier 1.6 Ti 2004>2012, Focus II Turnier 1.8 2004>2012, Focus II Turnier 1.8 Flexifuel 2004>2012, Focus II Turnier 1.8 TDCi 2004>2012, Focus II Turnier 2.0 2004>2012, Focus II Turnier 2.0 LPG 2004>2012, Focus II Turnier 2.0 TDCi 2004>2012, Focus III 1.6 Flex 2013>2019, Focus III 2.0 2013>2019, Focus III 2.0 Direct Flex 2013>2019, Focus III Saloon 2.0 Direct Flex 2013>2019, Galaxy 1.6 EcoBoost 2006>2015, Galaxy 1.6 TDCi 2006>2015, Galaxy 1.8 TDCi 2006>2015, Galaxy 2.0 2006>2015, Galaxy 2.0 EcoBoost 2006>2015, Galaxy 2.0 Flexifuel 2006>2015, Galaxy 2.0 TDCi 2006>2015, Galaxy 2.2 TDCi 2006>2015, Galaxy 2.3 2006>2015, KUGA I 2.0 TDCi 2008>2012, KUGA I 2.0 TDCi 4x4 2008>2012, KUGA I 2.5 4x4 2008>2012, Mondeo IV 1.6 EcoBoost 2007>2015, Mondeo IV 1.6 TDCi 2007>2015, Mondeo IV 1.6 Ti 2007>2015, Mondeo IV 1.8 TDCi 2007>2015, Mondeo IV 2.0 2007>2015, Mondeo IV 2.0 EcoBoost 2007>2015, Mondeo IV 2.0 Flexifuel 2007>2015, Mondeo IV 2.0 LPG 2007>2015, Mondeo IV 2.0 SCTI 2007>2015, Mondeo IV 2.0 TDCi 2007>2015, Mondeo IV 2.2 TDCi 2007>2015, Mondeo IV 2.3 2007>2015, Mondeo IV 2.5 2007>2015, Mondeo IV Saloon 1.6 EcoBoost 2007>2015, Mondeo IV Saloon 1.6 TDCi 2007>2015, Mondeo IV Saloon 1.6 Ti 2007>2015, Mondeo IV Saloon 1.8 TDCi 2007>2015, Mondeo IV Saloon 2.0 2007>2015, Mondeo IV Saloon 2.0 EcoBoost 2007>2015, Mondeo IV Saloon 2.0 Flexifuel 2007>2015, Mondeo IV Saloon 2.0 LPG 2007>2015, Mondeo IV Saloon 2.0 SCTI 2007>2015, Mondeo IV Saloon 2.0 TDCi 2007>2015, Mondeo IV Saloon 2.2 TDCi 2007>2015, Mondeo IV Saloon 2.3 2007>2015, Mondeo IV Saloon 2.5 2007>2015, Mondeo IV Turnier 1.6 EcoBoost 2007>2015, Mondeo IV Turnier 1.6 TDCi 2007>2015, Mondeo IV Turnier 1.6 Ti 2007>2015, Mondeo IV Turnier 1.8 TDCi 2007>2015, Mondeo IV Turnier 2.0 2007>2015, Mondeo IV Turnier 2.0 EcoBoost 2007>2015, Mondeo IV Turnier 2.0 Flexifuel 2007>2015, Mondeo IV Turnier 2.0 LPG 2007>2015, Mondeo IV Turnier 2.0 SCTI 2007>2015, Mondeo IV Turnier 2.0 TDCi 2007>2015, Mondeo IV Turnier 2.2 TDCi 2007>2015, Mondeo IV Turnier 2.3 2007>2015, Mondeo IV Turnier 2.5 2007>2015, Mondeo IV Van 1.6 EcoBoost 2007>2014, Mondeo IV Van 1.6 TDCi 2007>2014, Mondeo IV Van 2.0 2007>2014, Mondeo IV Van 2.0 EcoBoost 2007>2014, Mondeo IV Van 2.0 TDCi 2007>2014, Mondeo IV Van 2.2 TDCi 2007>2014, Mondeo V Saloon 2.0 EcoBoost 2012>2016, S-MAX 1.6 EcoBoost 2006>2014, S-MAX 1.6 TDCi 2006>2014, S-MAX 1.8 TDCi 2006>2014, S-MAX 2.0 2006>2014, S-MAX 2.0 EcoBoost 2006>2014, S-MAX 2.0 Flexifuel 2006>2014, S-MAX 2.0 TDCi 2006>2014, S-MAX 2.2 TDCi 2006>2014, S-MAX 2.3 2006>2014, S-MAX 2.5 ST 2006>2014, C-Max II 1.0 EcoBoost 2010>1900, C-Max II 1.5 EcoBoost 2010>1900, C-Max II 1.5 TDCi 2010>1900, C-Max II 1.5 TDCi EConetic 2010>1900, C-Max II 1.6 CNG 2010>1900, C-Max II 1.6 EcoBoost 2010>1900, C-Max II 1.6 Flexifuel 2010>1900, C-Max II 1.6 LPG 2010>1900, C-Max II 1.6 TDCi 2010>1900, C-Max II 1.6 Ti 2010>1900, C-Max II Van 1.6 EcoBoost 2010>1900, C-Max II Van 1.6 TDCi 2010>1900, C-Max II Van 2.0 TDCi 2010>1900, Focus C-Max 1.8 Flexifuel 2003>2007, Focus II 2.5 RS 2004>2013, Focus II 2.5 RS 500 2004>2013, GRAND C-Max 1.6 EcoBoost 2010>1900, GRAND C-Max 1.6 TDCi 2010>1900, GRAND C-Max 1.6 Ti 2010>1900, GRAND C-Max 2.0 TDCi 2010>1900, GRAND C-Max Van 1.6 EcoBoost 2010>1900, GRAND C-Max Van 1.6 TDCi 2010>1900, GRAND C-Max Van 2.0 TDCi 2010>1900, KUGA I 2.5 2008>2012, FORDA: Focus Coupe 2.0 i 2007>2009, Focus Hatchback 2.0 i 2007>2009, Focus Hatchback 2.0 TDCi 2007>2009, Focus Hatchback 2.0 i 2009>2011, Focus Hatchback 2.0 TDCi 2009>2011, Focus Hatchback 2.5 i XR5 Turbo 2009>2011, Focus Saloon 2.0 i 2005>2009, Focus Saloon 2.0 TDCi 2009>2011, Mondeo Estate 2.3 i 16 V 2009>2014, Mondeo Hatchback 2.0 TDCi 2007>2015, Mondeo Hatchback 2.3 i 16 V 2007>2015, Mondeo Hatchback XR5 Turbo 2007>2015, Mondeo Saloon 2.0 TDCi 2007>2015, Mondeo Saloon 2.3 i 16 V 2007>2015;

ASTON MARTIN: Vanquish Vantage 6.0 S 2004>2007

GS2177

FRONT WHEEL SENSOR (RIGHT SIDE)

REPLACES / REEMPLAZA:

Ford: F65Z2C204CA, F65Z2C204FA, XL3Z2C204BA, XL3Z2C204BB, XL3Z2C204BC

APPLICATION / APLICACIÓN:

FORD: F250 4x2 1997>1999



GS2178

FRONT WHEEL SENSOR (BOTH SIDES)

REPLACES / REEMPLAZA:

Ford: XL3Z2C204CA, XL3Z2C204CB, F65Z2C204DB, F65Z2C204AA, XL3Z2C204AA; **Bremi:** 51055

APPLICATION / APLICACIÓN:

FORD: F-150 4.2 1997>1998, F-150 5.4 2001>2003



GS2179

FRONT WHEEL SENSOR (RIGHT SIDE)

REPLACES / REEMPLAZA:

Ford: 7T4Z2C204A, 7T4Z2C204B, 9T4Z2C204A, 9T4Z2C204B, DT4Z2C204A, DT4Z2C204AB;

Mobiletron: AB-US064

APPLICATION / APLICACIÓN:

FORD USA: Edge 2.0 AWD 2006>1900, Edge 3.5 2006>1900, Edge 3.5 AWD 2006>1900;

LINCOLN: MKX 3.5 AWD 2006>1900



GS2180

FRONT WHEEL SENSOR (RIGHT SIDE)

REPLACES / REEMPLAZA:

Ford: 7T4Z2C190B, 7T4Z2C190D, AT4Z2C190A

APPLICATION / APLICACIÓN:

FORD: Edge 3.5 Limited Sport Utility 4-Door 2008>2010, Edge 3.5 SE Sport Utility 4-Door 2007>2010, Edge 3.5 SEL Plus Sport Utility 4-Door 2007, Edge 3.5 SEL Sport Utility 4-Door 2007>2010, Edge 3.5 Sport Sport Utility 4-Door 2009>2010 LINCOLN: MKX 3.5 Base Sport Utility 4-Door 2007>2010





GS2182

REAR WHEEL SENSOR (BOTH SIDES)

REPLACES / REEMPLAZA:

Ford: 98AG2B372CC; **Bosch:** 0 986 594 515; **Delphi:** SS20052; **Cargo:** 182340; **Meat & Doria:** 90095;

Mobiletron: AB-EU069

APPLICATION / APLICACIÓN:

FORD: Focus 1.4 16V 1998>, Focus 1.6 16V 1998>, Focus 1.6 16V Flexifuel 2002>, Focus 1.6 Glx 8V Flex 2007>, Focus 1.8 16V 1998>, Focus 1.8 16V Bifuel 2002>, Focus 1.8 Di / Tddi 1999>, Focus 1.8 Tdci 2001>, Focus 1.8 Turbo Di / Tddi 1998>, Focus 2.0 2005>, Focus 2.0 16V 1998>, Focus Rs 2002>, Focus St170 2002>, Focus Box Body/Estate 1.4 1999>, Focus Box Body/Estate 1.6 1999>, Focus Box Body/Estate 1.8 1999>, Focus Box Body/Estate 1.8 Tdci 2001>, Focus Box Body/Estate 1.8 Tddi 1998>, Focus li 2.0 2005>, Focus li Saloon 2.0 2005>, Focus Saloon 1.4 16V 1998>, Focus Saloon 1.6 16V 1998>, Focus Saloon 1.6 Glx 8V Flex 2007>, Focus Saloon 1.8 16V 1998>, Focus Saloon 1.8 Tdci 2001>, Focus Saloon 1.8 Turbo Di / Tddi 1998>, Focus Saloon 2.0 2005>, Focus Saloon 2.0 16V 1998>, Focus Turnier 1.4 16V 1998>, Focus Turnier 1.6 16V 1998>, Focus Turnier 1.6 16V Flexifuel 2002>, Focus Turnier 1.8 16V 1998>, Focus Turnier 1.8 Bifuel 2003>, Focus Turnier 1.8 Di / Tddi 1999>, Focus Turnier 1.8 Tdci 2001>, Focus Turnier 1.8 Turbo Di / Tddi 1998>, Focus Turnier 2.0 16V 1998>, Focus Turnier St170 2002>, Focus Hatchback 1.8 I 2002>, Focus Hatchback 2.0 I 2002>, Focus Hatchback 2.0 I St170 2003>, Focus Saloon 1.8 I 2002>



GS2183

FRONT WHEEL SENSOR (BOTH SIDES)

REPLACES / REEMPLAZA:

Ford: 97BG2B372AA, 98AG2B372AF, 2S652B372AA, 2S652B372AB; **Bosch:** 0 986 594 557; **Delphi:** SS20304;

Meat & Doria: 90236; **Mobiletron:** AB-US050

APPLICATION / APLICACIÓN:

FORD: Fusion 1.25 2004>, Fusion 1.4 2002>, Fusion 1.4 Lpg 2010>, Fusion 1.4 Tdci 2002>, Fusion 1.6 2002>, Fusion 1.6 Tdci 2004>



GS2184

REAR WHEEL SENSOR (RIGHT SIDE)

REPLACES / REEMPLAZA:

Ford: 6C112B372BB, 6C112B372B, 6C112B372BD, 6C112B372BE, 1371544, 1383551, 13857799, 1785282;

Bosch: 0 265 007 876; **Meat & Doria:** 90221;

Mobiletron: AB-EU020

APPLICATION / APLICACIÓN:

FORD: Transit Box 2.2 TDCi 2006>2014, Transit Box 2.2 TDCi 4x4 2006>2014, Transit Box 2.2 TDCi RWD 2006>2014, Transit Box 2.3 16V CNG RWD 2006>2014, Transit Box 2.3 16V LPG RWD 2006>2014, Transit Box 2.3 16V RWD 2006>2014, Transit Box 2.4 TDCi 4x4 2006>2014, Transit Box 2.4 TDCi RWD 2006>2014, Transit Box 3.2 TDCi RWD 2006>2014, Transit Bus 2.2 TDCi 2006>2014, Transit Bus 2.2 TDCi RWD 2006>2014, Transit Bus 2.4 TDCi 2006>2014, Transit Bus 2.4 TDCi 4x4 2006>2014, Transit Bus 3.2 TDCi 2006>2014, Transit Platparam/Chassis 2.2 TDCi 2006>2014, Transit Platparam/Chassis 2.2 TDCi 4x4 2006>2014, Transit Platparam/Chassis 2.2 TDCi RWD 2006>2014, Transit Platparam/Chassis 2.3 16V CNG RWD 2006>2014, Transit Platparam/Chassis 2.3 16V LPG RWD 2006>2014, Transit Platparam/Chassis 2.3 16V RWD 2006>2014, Transit Platparam/Chassis 2.4 TDCi 4x4 2006>2014, Transit Platparam/Chassis 2.4 TDCi RWD 2006>2014, Transit Platparam/Chassis 3.2 TDCi RWD 2006>2014, Transit Tourneo 2.2 TDCi 2006>2014



GS2185

REAR WHEEL SENSOR (LEFT SIDE)

REPLACES / REEMPLAZA:

Ford: 6C112B372CB, 6C112B372C, 6C112B372CD, 6C112B372CE, 1371545, 1383552, 1385800, 1785284;

Delphi: SS20165; **Magneti Marelli:** 172100092010;

Meat & Doria: 90220, 90220E; **Mobiletron:** AB-EU023

APPLICATION / APLICACIÓN:

FORD: Transit Box 2.2 TDCi 2006>2014, Transit Box 2.2 TDCi 4x4 2006>2014, Transit Box 2.2 TDCi RWD 2006>2014, Transit Box 2.3 16V CNG RWD 2006>2014, Transit Box 2.3 16V LPG RWD 2006>2014, Transit Box 2.3 16V RWD 2006>2014, Transit Box 2.4 TDCi 4x4 2006>2014, Transit Box 2.4 TDCi RWD 2006>2014, Transit Box 3.2 TDCi RWD 2006>2014, Transit Bus 2.2 TDCi 2006>2014, Transit Bus 2.2 TDCi RWD 2006>2014, Transit Bus 2.4 TDCi 2006>2014, Transit Bus 2.4 TDCi 4x4 2006>2014, Transit Bus 3.2 TDCi 2006>2014, Transit Platparam/Chassis 2.2 TDCi 2006>2014, Transit Platparam/Chassis 2.2 TDCi 4x4 2006>2014, Transit Platparam/Chassis 2.2 TDCi RWD 2006>2014, Transit Platparam/Chassis 2.3 16V CNG RWD 2006>2014, Transit Platparam/Chassis 2.3 16V LPG RWD 2006>2014, Transit Platparam/Chassis 2.3 16V RWD 2006>2014, Transit Platparam/Chassis 2.4 TDCi 4x4 2006>2014, Transit Platparam/Chassis 2.4 TDCi RWD 2006>2014, Transit Platparam/Chassis 3.2 TDCi RWD 2006>2014, Transit Tourneo 2.2 2006>2014, Transit Tourneo 2.2 TDCi 2006>2014



GS2186

FRONT WHEEL SENSOR (BOTH SIDES)

REPLACES / REEMPLAZA:

Ford: 6C112B372AA, 6C112B372AB, 6C112B372A, 1371543, 1385797, 1785753; **Delphi:** SS20205; **Meat & Doria:** 90219, 90219A1, 90219E;

Mobiletron: AB-EU008

APPLICATION / APLICACIÓN:

FORD: Transit Box 2.2 TDCi 2006>2014, Transit Box 2.2 TDCi 4x4 2006>2014, Transit Box 2.2 TDCi RWD 2006>2014, Transit Box 2.3 16V CNG RWD 2006>2014, Transit Box 2.3 16V LPG RWD 2006>2014, Transit Box 2.3 16V RWD 2006>2014, Transit Box 2.4 TDCi 4x4 2006>2014, Transit Box 2.4 TDCi RWD 2006>2014, Transit Box 3.2 TDCi RWD 2006>2014, Transit Bus 2.2 TDCi 2006>2014, Transit Bus 2.2 TDCi RWD 2006>2014, Transit Bus 2.4 TDCi 2006>2014, Transit Bus 2.4 TDCi 4x4 2006>2014, Transit Bus 3.2 TDCi 2006>2014, Transit Platparam/Chassis 2.2 TDCi 2006>2014, Transit Platparam/Chassis 2.2 TDCi 4x4 2006>2014, Transit Platparam/Chassis 2.2 TDCi RWD 2006>2014, Transit Platparam/Chassis 2.3 16V CNG RWD 2006>2014, Transit Platparam/Chassis 2.3 16V LPG RWD 2006>2014, Transit Platparam/Chassis 2.3 16V RWD 2006>2014, Transit Platparam/Chassis 2.4 TDCi 4x4 2006>2014, Transit Platparam/Chassis 2.4 TDCi RWD 2006>2014, Transit Platparam/Chassis 3.2 TDCi RWD 2006>2014, Transit Tourneo 2.2 2006>2014, Transit Tourneo 2.2 TDCi 2006>2014


GS2187

FRONT WHEEL SENSOR (BOTH SIDES)

REPLACES / REEMPLAZA:

Ford: 5231395, 3968340, 3966055, F57Z 2C204 AD, F87Z 2C204 BA, XL2Z 2C204 AA, XL2Z 2C204 AB, YL5Z 2C204 AA, YL5Z 2C204 AB; **Meat & Doria:** 901148

APPLICATION / APLICACIÓN:

FORD: Explorer 4.0 4WD 2001>;

MAZDA: B-Serie 2.5 D 4WD 1999>2006

GS2188

FRONT WHEEL SENSOR (BOTH SIDES)

REPLACES / REEMPLAZA:

Fiat: 46837685, 0265007518; **Delphi:** SS20579;

Meat & Doria: 90037, 90037E; **Mobiletron:** AB-EU231

APPLICATION / APLICACIÓN:

FIAT: Punto 1.2 16V 80 (188.233, .235, .253, .255, .333, .353, .639,... 1999>2012, Punto 1.2 60 (188.030, .050, .130, .150, .230, .250) 1999>2012, Punto 1.2 Bifuel 1999>2012, Punto 1.2 Natural Power 1999>2012, Punto 1.2 Natural Power (188BXA1A) 1999>2012, Punto 1.3 JTD 16V 1999>2012, Punto 1.4 1999>2012, Punto 1.4 (188AXM1A, 188BXM1A) 1999>2012, Punto 1.8 130 HGT (188.738, .718) 1999>2012, Punto 1.9 DS 60 (188.031, .051, .231, .251) 1999>2012, Punto 1.9 JTD 1999>2012, Punto 1.9 JTD 80 (188.237, .257, .337, .357) 1999>2012, Punto EVO 1.2 2009>2012, Punto Van 1.2 60 2000>2009, Punto Van 1.3 JTD 2000>2009, Punto Van 1.9 D 60 2000>2009, Punto Van 1.9 JTD 2000>2009

GS2189

FRONT WHEEL SENSOR (LEFT SIDE)

REPLACES / REEMPLAZA:

Fiat: 46837686, 0265007610; **Delphi:** SS20578;

Meat & Doria: 90038; **Mobiletron:** AB-EU243

APPLICATION / APLICACIÓN:

FIAT: Punto 1.2 16V 80 (188.233, .235, .253, .255, .333, .353, .639,... 1999>2012, Punto 1.2 60 (188.030, .050, .130, .150, .230, .250) 1999>2012, Punto 1.2 Bifuel 1999>2012, Punto 1.2 Natural Power 1999>2012, Punto 1.2 Natural Power (188BXA1A) 1999>2012, Punto 1.3 JTD 16V 1999>2012, Punto 1.4 1999>2012, Punto 1.4 (188AXM1A, 188BXM1A) 1999>2012, Punto 1.8 130 HGT (188.738, .718) 1999>2012, Punto 1.9 DS 60 (188.031, .051, .231, .251) 1999>2012, Punto 1.9 JTD 1999>2012, Punto 1.9 JTD 80 (188.237, .257, .337, .357) 1999>2012, Punto EVO 1.2 2009>2012, Punto Van 1.2 60 2000>2009, Punto Van 1.3 JTD 2000>2009, Punto Van 1.9 D 60 2000>2009, Punto Van 1.9 JTD 2000>2009

GS2190

REPLACES / REEMPLAZA:

Ford: YL8Z2C190AC; **Mazda:** EC024371YK

APPLICATION / APLICACIÓN:

Ford: Escape

Mazda: Tribute 2.0/2.3/3.0

GS2191

REAR WHEEL SENSOR (LEFT SIDE)

REPLACES / REEMPLAZA:

Mitsubishi: 4670A191; **Bremi:** 50868

APPLICATION / APLICACIÓN:

Mitsubishi: Pajero IV Van 3.2 2007>, Shogun Pajero MK3 3.2/3.8 2007>

PS: set of GS2192

GS2192

REAR WHEEL SENSOR (RIGHT SIDE)

REPLACES / REEMPLAZA:

Mitsubishi: 4670A192; **Bremi:** 50869

APPLICATION / APLICACIÓN:

Mitsubishi: Pajero IV Van 3.2 2007>, Shogun Pajero MK3 3.2/3.8 2007>

PS: set of GS2191

GS2193

FRONT WHEEL SENSOR (RIGHT SIDE)

REPLACES / REEMPLAZA:

Ford: DB392C204AD, DB392C204BD, AB312C204AC

APPLICATION / APLICACIÓN:

FORD: Ranger 2013>

GS2194

FRONT WHEEL SENSOR (LEFT SIDE)

REPLACES / REEMPLAZA:

Ford: DB392C205AD, DB392C205AB, AB312C205AC

APPLICATION / APLICACIÓN:

FORD: Ranger 2013>

GS2195

REAR WHEEL SENSOR (RIGHT SIDE)

REPLACES / REEMPLAZA:

Ford: DB392C190AC

APPLICATION / APLICACIÓN:

FORD: Ranger 2013>

GS2196

REAR WHEEL SENSOR (LEFT SIDE)

REPLACES / REEMPLAZA:

Ford: AB312C216AD

APPLICATION / APLICACIÓN:

FORD: Ranger 2013>



GS2197

REAR WHEEL SENSOR (BOTH SIDES)

REPLACES / REEMPLAZA:

Ford: 8V5Z2C190B, CN152C190AA, 2N152C190AB

APPLICATION / APLICACIÓN:

FORD: Ecosport 1.6 2012>2017, Ecosport 2.0 2012>2017, Ecosport 1.5 2017, New Fiesta 1.6 2013>2018, New Fiesta 1.0 2015>2017, New Fiesta 1.5 2013>2017, Ka 1.0 2014>2020, Ka 1.5 2014>2020



GS2198

FRONT WHEEL SENSOR (BOTH SIDES)

REPLACES / REEMPLAZA:

Ford: AE8Z2C204A, 8V5Z2C204J, AE8Z2C204B, 8V512C204CB, 8V512C204CA, H3B52C204AA

APPLICATION / APLICACIÓN:

FORD: B-Max 1.0 Ecoboost 2012>, B-Max 1.4 2008>, B-Max 1.4 Lpg 2009>, B-Max 1.5 Tdci 2012>, B-Max 1.6 Tdci 2012>, B-Max 1.6 Ti 2008>, B-Max Van 1.0 Ecoboost 2012>, B-Max Van 1.4 2008>, B-Max Van 1.5 Tdci 2012>, B-Max Van 1.6 Tdci 2012>, B-Max Van 1.6 Ti 2008>, Fiesta Vi 1.0 2012>, Fiesta Vi 1.0 Ecoboost 2012>, Fiesta Vi 1.0 Sport 2014>, Fiesta Vi 1.25 2008>, Fiesta Vi 1.4 2008>, Fiesta Vi 1.4 Lpg 2009>, Fiesta Vi 1.5 Tdci 2012>, Fiesta Vi 1.6 St 2013>, Fiesta Vi 1.6 St200 2016>, Fiesta Vi 1.6 Ti 2008>, Fiesta Vi Van 1.0 2012>, Fiesta Vi Van 1.0 Ecoboost 2012>, Fiesta Vi Van 1.25 2008>, Fiesta Vi Van 1.5 Tdci 2012>, Fiesta Vi Van 1.6 St 2013>, Fiesta Vii 1.0 Ecoboost 2012>, Tourneo Courier B460 Kombi 1.0 Ecoboost 2012>, Tourneo Courier B460 Kombi 1.5 Tdci 2012>, Tourneo Courier B460 Kombi 1.6 Tdci 2012>, Transit Courier B460 Box 1.0 Ecoboost 2012>, Transit Courier B460 Box 1.5 Tdci 2012>, Transit Courier B460 Box 1.6 Tdci 2012>, Transit Courier B460 Kombi 1.0 Ecoboost 2012>, Transit Courier B460 Kombi 1.5 Tdci 2012>, Transit Courier B460 Kombi 1.6 Tdci 2012>



GS2199

REAR WHEEL SENSOR (BOTH SIDES)

REPLACES / REEMPLAZA:

Ford: 2N152B372BA

APPLICATION / APLICACIÓN:

FORD: Ecosport (4x2) 2003>2012



GS2200

REAR WHEEL SENSOR (BOTH SIDES)

REPLACES / REEMPLAZA:

Ford: 97BG2B372BA; **Delphi:** SS20105;

Meat & Doria: 90128; **Mobiletron:** AB-US073

APPLICATION / APLICACIÓN:

FORD: Cougar 2.0 16V 1998>, Cougar 2.5 St 200 1999>, Cougar 2.5 V6 24V 1998>, Mondeo I 1.6 I 16V 1993>, Mondeo I 1.8 I 16V 1993>, Mondeo I 1.8 I 16V 4X4 1993>, Mondeo I 1.8 Td 1993>, Mondeo I 2.0 I 16V 1993>, Mondeo I 2.0 I 16V 4X4 1993>, Mondeo I 2.5 I 24V 1994>, Mondeo I Saloon 1.6 I 16V 1993>, Mondeo I Saloon 1.8 4X4 1993>, Mondeo I Saloon 1.8 I 16V 1993>, Mondeo I Saloon 1.8 Td 1993>, Mondeo I Saloon 2.0 I 16V 1993>, Mondeo I Saloon 2.0 I 16V 4X4 1993>, Mondeo I Saloon 2.5 I 24V 1994>, Mondeo I Turnier 1.6 I 16V 1993>, Mondeo I Turnier 1.8 I 16V 1993>, Mondeo I Turnier 1.8 I 16V 4X4 1993>, Mondeo I Turnier 1.8 Td 1993>, Mondeo I Turnier 2.0 I 16V 1993>, Mondeo I Turnier 2.0 I 16V 4X4 1993>, Mondeo I Turnier 2.5 I 24V 1994>, Mondeo Ii 1.6 I 1996>, Mondeo Ii 1.6 I 16V 1993>, Mondeo Ii 1.8 I 1996>, Mondeo Ii 1.8 Td 1993>, Mondeo Ii 2.0 I 1996>, Mondeo Ii 2.5 24V 1996>, Mondeo Ii 2.5 St 200 1999>, Mondeo Ii Saloon 1.6 I 1996>, Mondeo Ii Saloon 1.6 I 16V 1993>, Mondeo Ii Saloon 1.8 I 1996>, Mondeo Ii Saloon 1.8 Td 1993>, Mondeo Ii Saloon 2.0 I 1996>, Mondeo Ii Saloon 2.5 24V 1996>, Mondeo Ii Saloon 2.5 St 200 1999>



GS2202

REAR WHEEL SENSOR (BOTH SIDES)

REPLACES / REEMPLAZA:

Ford: 8V512C204AB; **Bosch:** 0 265 008 128;

Meat & Doria: 90358

APPLICATION / APLICACIÓN:

FORD: Fiesta Vi 1.5 Flex 2013>, Fiesta Vi 1.6 Flex 2013>



GS2203

REAR WHEEL SENSOR (BOTH SIDES)

REPLACES / REEMPLAZA:

Ford: DG9Z2C190K

APPLICATION / APLICACIÓN:

FORD: Edge SE Sport Utility 2015>2020



GS2204

FRONT WHEEL SENSOR (LEFT SIDE)

REPLACES / REEMPLAZA:

Ford: F75Z2C204CA, XL3Z2C205AA, XL3Z2C205AB, XL3Z2C205AC

APPLICATION / APLICACIÓN:

Ford: Expedition, F-100, F-150, F-250, F-350



GS2205

FRONT WHEEL SENSOR (LEFT SIDE)

REPLACES / REEMPLAZA:

Ford / Lincoln: DT4Z-2C205-AB, 7T4Z2C205A, 7T4Z2C205B, 9T4Z2C205A, 9T4Z2C205B, DT4Z2C205A

APPLICATION / APLICACIÓN:

Ford: Edge 2007>2014

Lincoln: MKX 2007>2014


GS2209
BOTH SIDES
REPLACES / REEMPLAZA:
DAF: 1505211; **Wabco:** 4410325730

APPLICATION / APLICACIÓN:
DAF: FA 75 250 2006>2013, FA 75 310 2006>2013, FA 75 360 2006>2013

GS2210
FRONT WHEEL SENSOR (LEFT SIDE)
REPLACES / REEMPLAZA:
Chevrolet: 9069210

APPLICATION / APLICACIÓN:
Chevrolet: New Sail 2010>2012

PS: set of GS2211/ GS2212

GS2211
FRONT WHEEL SENSOR (RIGHT SIDE)
REPLACES / REEMPLAZA:
Chevrolet: 9069211

APPLICATION / APLICACIÓN:
Chevrolet: New Sail 2010>2012

PS: set of GS2210/ GS2212

GS2212
REAR WHEEL SENSOR
REPLACES / REEMPLAZA:
Chevrolet: 9069212

APPLICATION / APLICACIÓN:
Chevrolet: New Sail 2010>2012

PS: set of GS2210/ GS2211

GS2213
FRONT WHEEL SENSOR (FRONT SIDE)
REPLACES / REEMPLAZA:
Ford: AE5Z2C204A, AE5Z2C204B

APPLICATION / APLICACIÓN:
FORD: Fusion 2.3 S Sedan 4-Door 2006>2010, Fusion 2.3 SE Sedan 4-Door 2006>2009, Fusion 2.3 SEL Sedan 4-Door 2006>2009, Fusion 2.5 Hybrid Sedan 4-Door 2010, Fusion 2.5 S Sedan 4-Door 2010, Fusion 2.5 SE Sedan 4-Door 2010, Fusion 2.5 SEL Sedan 4-Door 2010, Fusion 3.0 SE Sedan 4-Door 2006>2010, Fusion 3.0 SEL Sedan 4-Door 2006>2010, Fusion 3.5 Sport Sedan 4-Door 2010;

MERCURY: Milan 2.3 Base Sedan 4-Door 2006>2009, Milan 2.3 Premier Sedan 4-Door 2006>2009, Milan 2.5 Base Sedan 4-Door 2010, Milan 2.5 Hybrid Sedan 4-Door 2010, Milan 2.5 Premier Sedan 4-Door 2010, Milan 3.0 Base Sedan 4-Door 2006>2009, Milan 3.0 Premier Sedan 4-Door 2006>2010;

LINCOLN: MKZ 3.5 Base Sedan 4-Door 2007>2011, Zephyr 3.0 Base Sedan 4-Door 2006

GS2214
FRONT WHEEL SENSOR (LEFT SIDE)
REPLACES / REEMPLAZA:
Ford: AE5Z2C205A, 6E5Z2C205AA, AE5Z2C205B

APPLICATION / APLICACIÓN:
FORD: Fusion 2.3 S Sedan 4-Door 2006>2010, Fusion 2.3 SE Sedan 4-Door 2006>2009, Fusion 2.3 SEL Sedan 4-Door 2006>2009, Fusion 2.5 Hybrid Sedan 4-Door 2010, Fusion 2.5 S Sedan 4-Door 2010, Fusion 2.5 SE Sedan 4-Door 2010, Fusion 2.5 SEL Sedan 4-Door 2010, Fusion 3.0 SE Sedan 4-Door 2006>2010, Fusion 3.0 SEL Sedan 4-Door 2006>2010, Fusion 3.5 Sport Sedan 4-Door 2010 **MERCURY:** Milan 2.3 Base Sedan 4-Door 2006>2009, Milan 2.3 Premier Sedan 4-Door 2006>2009, Milan 2.5 Base Sedan 4-Door 2010, Milan 2.5 Hybrid Sedan 4-Door 2010, Milan 2.5 Premier Sedan 4-Door 2010, Milan 3.0 Base Sedan 4-Door 2006>2009, Milan 3.0 Premier Sedan 4-Door 2006>2010 **LINCOLN:** MKZ 3.5 Base Sedan 4-Door 2007>2011, Zephyr 3.0 Base Sedan 4-Door 2006

GS2215
REAR WHEEL SENSOR (RIGHT SIDE)
REPLACES / REEMPLAZA:
Ford: AE5Z2C182A

APPLICATION / APLICACIÓN:
MERCURY: Milan 2.3 Base Sedan 4-Door 2006>2009, Milan 2.3 Premier Sedan 4-Door 2006>2009, Milan 2.5 Base Sedan 4-Door 2010>2011, Milan 2.5 Hybrid Sedan 4-Door 2010>2011, Milan 2.5 Premier Sedan 4-Door 2010>2011, Milan 3.0 Base Sedan 4-Door 2006>2009, Milan 3.0 Premier Sedan 4-Door 2006>2011

GS2216
REAR WHEEL SENSOR (LEFT SIDE)
REPLACES / REEMPLAZA:
Ford: AE5Z2C182C

APPLICATION / APLICACIÓN:
MERCURY: Milan 2.3 Base Sedan 4-Door 2006>2009, Milan 2.3 Premier Sedan 4-Door 2006>2009, Milan 2.5 Base Sedan 4-Door 2010>2011, Milan 2.5 Hybrid Sedan 4-Door 2010>2011, Milan 2.5 Premier Sedan 4-Door 2010>2011, Milan 3.0 Base Sedan 4-Door 2006>2009, Milan 3.0 Premier Sedan 4-Door 2006>2011



GS2219

REAR WHEEL SENSOR (BOTH SIDES)

REPLACES / REEMPLAZA:

Ford: DG9Z2C190M

APPLICATION / APLICACIÓN:

FORD: Edge 2.0 SE Sport Utility 4-Door 2015>2018, Edge 2.0 SEL Sport Utility 4-Door 2015>2018, Edge 2.0 Titanium Sport Utility 4-Door 2015>2018, Edge 2.7 Sport Sport Utility 4-Door 2015>2018, Edge 3.5 SE Sport Utility 4-Door 2015>2018, Edge 3.5 SEL Sport Utility 4-Door 2015>2018, Edge 3.5 Titanium Sport Utility 4-Door 2015>2018, Fusion 1.5 SE Sedan 4-Door 2014>2018, Fusion 1.6 SE Sedan 4-Door 2013>2014, Fusion 2.0 Energi Platinum Sedan 4-Door 2017>2018, Fusion 2.0 Energi SE Sedan 4-Door 2013>2018, Fusion 2.0 Energi Titanium Sedan 4-Door 2013>2018, Fusion 2.0 Platinum Hybrid Sedan 4-Door 2017>2018, Fusion 2.0 Platinum Sedan 4-Door 2017>2018, Fusion 2.0 S Hybrid Sedan 4-Door 2014>2018, Fusion 2.0 SE Hybrid Sedan 4-Door 2013>2018, Fusion 2.0 SE Sedan 4-Door 2013>2018, Fusion 2.0 Titanium Hybrid Sedan 4-Door 2013>2018, Fusion 2.0 Titanium Sedan 4-Door 2013>2018, Fusion 2.5 S Sedan 4-Door 2013>2018, Fusion 2.5 SE Sedan 4-Door 2013>2018, Fusion 2.7 Sport Sedan 4-Door 2017>2018;

LINCOLN: MKX 2.7 Black Label Sport Utility 4-Door 2016>2018, MKX 2.7 Premiere Sport Utility 4-Door 2016>2018, MKX 2.7 Reserve Sport Utility 4-Door 2016>2018, MKX 2.7 Select Sport Utility 4-Door 2016>2018, MKX 3.7 Black Label Sport Utility 4-Door 2016>2018, MKX 3.7 Premiere Sport Utility 4-Door 2016>2018, MKX 3.7 Reserve Sport Utility 4-Door 2016>2018, MKX 3.7 Select Sport Utility 4-Door 2016>2018, MKZ 2.0 Base Sedan 4-Door 2013>2016, MKZ 2.0 Black Label Hybrid Sedan 4-Door 2015>2018, MKZ 2.0 Black Label Sedan 4-Door 2015>2018, MKZ 2.0 Hybrid Sedan 4-Door 2013>2016, MKZ 2.0 Premiere Hybrid Sedan 4-Door 2017>2018, MKZ 2.0 Premiere Sedan 4-Door 2017>2018, MKZ 2.0 Reserve Hybrid Sedan 4-Door 2017>2018, MKZ 2.0 Reserve Sedan 4-Door 2017>2018, MKZ 2.0 Select Hybrid Sedan 4-Door 2017>2018, MKZ 2.0 Select Sedan 4-Door 2017>2018, MKZ 3.0 Black Label Sedan 4-Door 2017>2018, MKZ 3.0 Reserve Sedan 4-Door 2017>2018, MKZ 3.0 Select Sedan 4-Door 2017>2018, MKZ 3.7 Base Sedan 4-Door 2013>2016, MKZ 3.7 Black Label Sedan 4-Door 2015>2016, Continental 2.7 Black Label Sedan 4-Door 2017>2018, Continental 2.7 Reserve Sedan 4-Door 2017>2018, Continental 2.7 Select Sedan 4-Door 2017>2018, Continental 3.0 Black Label Sedan 4-Door 2017>2018, Continental 3.0 Reserve Sedan 4-Door 2017>2018, Continental 3.7 Livery Sedan 4-Door 2017>2018, Continental 3.7 Premiere Sedan 4-Door 2017>2018, Continental 3.7 Select Sedan 4-Door 2017>2018



GS2220

REAR WHEEL SENSOR (BOTH SIDES)

REPLACES / REEMPLAZA:

GM: 92050125; **Bosch:** 0 265 006 227; **Bremi:** 51057

APPLICATION / APLICACIÓN:

GM: Omega CD 3.8 V6 1999>2007, Omega 3.6 2005>2007



GS2222

REAR WHEEL SENSOR (BOTH SIDES)

REPLACES / REEMPLAZA:

GM: 92211237; **Bremi:** 51056; **Vemo:** V51-72-0073

APPLICATION / APLICACIÓN:

GM: Caprice 3.6 PPV Sedan 4-Door 2012>2013, Caprice 6.0 PPV Sedan 4-Door 2011>2013 PONTIAC: G8 3.6 Base Sedan 4-Door 2008>2009, G8 6.0 GT Sedan 4-Door 2008>2009, G8 6.2 GXP Sedan 4-Door 2009



GS2224

FRONT WHEEL SENSOR (BOTH SIDES)

REPLACES / REEMPLAZA:

Bosch: 0 986 594 024

Ford: 97KG2B372AA, 1038224

APPLICATION / APLICACIÓN:

Ford: Ka 1.3/1.6, Street Ka convertible 1.6



GS2225

FRONT WHEEL SENSOR (BOTH SIDES)

REPLACES / REEMPLAZA:

GM: 09115064, 0986594027; **Bosch:** 0 986 594 027;

Meat & Doria: 90009; **Mobiletron:** AB-EU019

APPLICATION / APLICACION:

HOLDEN: Combo Box 1.4 i 2005>2012, Tigra 1.8 2005>2007;

OPEL: Combo Box Body/Estate 1.3 CDTI 16V 2001>2012, Combo Box Body/Estate 1.4 16V 2001>2012, Combo Box Body/Estate 1.6 2001>2012, Combo Box Body/Estate 1.6 CNG 16V 2001>2012, Combo Box Body/Estate 1.7 CDTI 16V 2001>2012, Combo Box Body/Estate 1.7 DI 16V 2001>2012, Combo Box Body/Estate 1.7 DTI 16V 2001>2012, Combo Tour 1.3 CDTI 16V 2001>2011, Combo Tour 1.4 2001>2011, Combo Tour 1.6 2001>2011, Combo Tour 1.6 CNG 2001>2011, Combo Tour 1.7 CDTI 16V 2001>2011, Combo Tour 1.7 DI 16V 2001>2011, Combo Tour 1.7 DTI 16V 2001>2011, Corsa C 1.0 (F08, F68) 2000>2009, Corsa C 1.2 (F08, F68) 2000>2009, Corsa C 1.2 Twinport (F08, F68) 2000>2009, Corsa C 1.3 CDTI (F08, F68) 2000>2009, Corsa C 1.4 (F08, F68) 2000>2009, Corsa C 1.4 Twinport (F08, F68) 2000>2009, Corsa C 1.6 (F08, F68) 2000>2009, Corsa C 1.7 CDTI (F08, F68) 2000>2009, Corsa C 1.7 DI (F08, F68) 2000>2009, Corsa C 1.7 DTI (F08, F68) 2000>2009, Corsa C 1.8 (F08, F68) 2000>2009, Corsa C Box 1.2 (F08, W5L) 2000>2012, Corsa C Box 1.2 16V (F08, W5L) 2000>2012, Corsa C Box 1.3 CDTI 16V (F08, W5L) 2000>2012, Corsa C Box 1.4 (W5L, F08) 2000>2012, Corsa C Box 1.7 CDTI (F08, W5L) 2000>2012, Corsa C Box 1.7 DI 16V (F08, W5L) 2000>2012, Corsa C Box 1.7 DTI 16V (F08, W5L) 2000>2012, Corsa Classic Saloon 1.4 2000>2003, Corsa Utility Pickup 1.4 2000>2010, Corsa Utility Pickup 1.7 Di 2000>2010, Corsa Utility Pickup 1.7 DTI 2000>2010, Meriva A MPV 1.3 CDTI (E75) 2003>2010, Meriva A MPV 1.4 16V Twinport (E75) 2003>2010, Meriva A MPV 1.4 16V Twinport LPG (E75) 2003>2010, Meriva A MPV 1.6 (E75) 2003>2010, Meriva A MPV 1.6 16V (E75) 2003>2010, Meriva A MPV 1.6 Turbo (E75) 2003>2010, Meriva A MPV 1.7 CDTI (E75) 2003>2010, Meriva A MPV 1.7 DTI (E75) 2003>2010, Meriva A MPV 1.8 (E75) 2003>2010, Tigra TwinTop 1.3 CDTI (R97) 2004>2010, Tigra TwinTop 1.4 (R97) 2004>2010, Tigra TwinTop 1.8 (R97) 2004>2010, Combo 1.4 16V 1994>2001;

VAUXHALL: Combo Mk II 1.3 CDTI 16V 2001>2012, Combo Mk II 1.4 16V 2001>2012, Combo Mk II 1.4 i 16V 2001>2012, Combo Mk II 1.6 2001>2012, Combo Mk II 1.6 CNG 16V 2001>2012, Combo Mk II 1.7 CDTI 16V 2001>2012, Combo Mk II 1.7 DI 16V 2001>2012, Combo Mk II 1.7 DTI 16V 2001>2012, Combo TOUR Mk II 1.3 CDTI 16V 2001>2012, Combo TOUR Mk II 1.4 2001>2012, Combo TOUR Mk II 1.6 2001>2012, Combo TOUR Mk II 1.6 CNG 2001>2012, Combo TOUR Mk II 1.7 CDTI 16V 2001>2012, Combo TOUR Mk II 1.7 DI 16V 2001>2012, Combo TOUR Mk II 1.7 DTI 16V 2001>2012, Corsa Mk II 1.0 12V (F08, F68) 2000>2006, Corsa Mk II 1.2 16V (F08, F68) 2000>2006, Corsa Mk II 1.2 16V Dualfuel (F08) 2000>2006, Corsa Mk II 1.2 Twinport (F08, F68) 2000>2006, Corsa Mk II 1.3 CDTI 16V (F08, F68) 2000>2006, Corsa Mk II 1.4 16V (F08, F68) 2000>2006, Corsa Mk II 1.4 Twinport (F08, F68) 2000>2006, Corsa Mk II 1.7 DI 16V (F08, F68) 2000>2006, Corsa Mk II 1.7 DTI 16V (F08, F68) 2000>2006, Corsa Mk II 1.8 16V (F08, F68) 2000>2006, CorsaVan Mk II 1.2 16V (F08) 2000>2006, CorsaVan Mk II 1.2 16V Dualfuel (F08) 2000>2006, CorsaVan Mk II 1.3 CDTI 16V (F08) 2000>2006, CorsaVan Mk II 1.4 (F08) 2000>2006, CorsaVan Mk II 1.7 DI 16V (F08) 2000>2006, CorsaVan Mk II 1.7 DTI 16V (F08) 2000>2006, Meriva Mk I 1.3 CDTI 2003>2010, Meriva Mk I 1.4 16V Twinport 2003>2010, Meriva Mk I 1.6 i 2003>2010, Meriva Mk I 1.6 i 16V 2003>2010, Meriva Mk I 1.6 i 16V Twinport 2003>2010, Meriva Mk I 1.6 Turbo 2003>2010, Meriva Mk I 1.7 CDTI 2003>2010, Meriva Mk I 1.7 DTI 2003>2010, Meriva Mk I 1.8 i 16V 2003>2010, Tigra TwinTop 1.3 CDTI 2004>2010, Tigra TwinTop 1.4 2004>2010, Tigra TwinTop 1.8 2004>2010, Corsa Mk II 1.7 CDTI 16V (F08, F68) 2000>2006;

CHEVROLET: Corsa Hatchback 1.0 Joy Flex 1994>2010, Corsa Hatchback 1.8 1994>2010, Corsa Hatchback 1.8 Flex 1994>2010, Corsa Hatchback 1.8 Flexpower 1994>2010, Corsa Saloon 1.0 1994>2010, Corsa Saloon 1.8 1994>2010, Corsa Saloon 1.8 Flex 1994>2010, Corsa Saloon 1.8 Flexpower 1994>2010, Corsa Saloon 1.8 Joy Flex 1994>2010, Meriva 1.8 2002>2012, Meriva 1.8 (75) 2002>2012, Meriva 1.8 Flex (75) 2002>2012, MONTANA Pickup 1.8 2003>2010, MONTANA Pickup 1.8 Flexpower (80) 2003>2010



GS2228

FRONT WHEEL SENSOR (BOTH SIDES)

REPLACES / REEMPLAZA:

GM: 90483637, 1238918, 90386504; **Bosch:** 0 986 594 028; **Delphi:** SS20219; **Meat & Doria:** 90074

APPLICATION / APLICACION:

CHEVROLET: Combo 1.7 D 1994>, Corsa Pickup 1.7 D 1994>, Tigra 1.6 16V 1994>;

HOLDEN: Barina Hatchback 1.6 I 1994>;

OPEL: Combo 1.2 1994>, Combo 1.4 1994>, Combo 1.4 16V 1994>, Combo 1.7 D 1994>, Corsa B 1.0 I 12V 1996>, Corsa B 1.2 I 1993>, Corsa B 1.2 I 16V 1998>, Corsa B 1.4 I 1993>, Corsa B 1.4 I 16V 1994>, Corsa B 1.4 Si 1993>, Corsa B 1.5 D 1993>, Corsa B 1.5 Td 1993>, Corsa B 1.6 Gsi 16V 1993>, Corsa B 1.6 I 16V 1994>, Corsa B 1.7 D 1996>, Corsa B Box 1.2 1994>, Corsa B Box 1.4 I 1999>, Corsa B Box 1.5 D 1994>, Corsa B Box 1.7 D 1999>, Corsa B Estate 1.4 I 16V 1999>, Corsa B Estate 1.7 D 1999>, Tigra 1.4 16V 1994>, Tigra 1.6 16V 1994>;

VAUXHALL: Combo Mk I 1.4 1994>, Combo Mk I 1.7 D 1994>, Corsa Mk I 1.0 I 12V 1996>, Corsa Mk I 1.2 I 1993>, Corsa Mk I 1.2 I 16V 1998>, Corsa Mk I 1.4 I 1993>, Corsa Mk I 1.4 I 16V 1994>, Corsa Mk I 1.4 I S 1993>, Corsa Mk I 1.5 D 1992>, Corsa Mk I 1.5 Td 1993>, Corsa Mk I 1.6 Gsi 16V 1993>, Corsa Mk I 1.6 I 16V 1994>, Corsa Mk I 1.7 D 1994>, CorsaVan Mk I 1.4 I 1993>, CorsaVan Mk I 1.5 D 1992>, CorsaVan Mk I 1.7 D 1994>, Tigra Mk I 1.4 16V 1994>, Tigra Mk I 1.6 16V 1994>

GS2229

REAR WHEEL SENSOR (BOTH SIDES)

REPLACES / REEMPLAZA:

GM: 90368505, 0986594025; **Bosch:** 0 986 594 025; **Delphi:** SS20142; **Meat & Doria:** 90073; **Mobiletron:** AB-EU240

APPLICATION / APLICACION:

HOLDEN: Barina Hatchback 1.6 i 1994>1998;

CHEVROLET: Classic 1.6 2004>1900, Combo 1.7 D 2001>1900, Corsa Estate 1.6 GLS (35) 1997>2002, Corsa Estate 1.6 GS (35) 1997>2002, Corsa Hatchback 1.6 GLS (08, 68) 1994>2010, Corsa Hatchback 1.6 GSI 16V SFI (08) 1994>2010, Corsa Pickup 1.7 D 2000>2002, Corsa Saloon 1.6 1994>2010, Corsa Saloon 1.6 GLS (19) 1994>2010, Corsa Saloon 1.6 GLS 16V 1994>2010, Corsa Saloon 1.6 GS 1994>2010;

OPEL: Combo 1.2 1994>2001, Combo 1.4 1994>2001, Combo 1.4 16V 1994>2001, Combo 1.7 D 1994>2001, Corsa B 1.0 i 12V (F08, F68, M68) 1993>2000, Corsa B 1.2 i (F08, F68, M68) 1993>2000, Corsa B 1.2 i 16V (F08, F68, M68) 1993>2000, Corsa B 1.4 i (F08, F68, M68) 1993>2000, Corsa B 1.4 i 16V (F08, F68, M68) 1993>2000, Corsa B 1.4 Si (F08, F68, M68) 1993>2000, Corsa B 1.5 D (F08, F68, M68) 1993>2000, Corsa B 1.5 TD (F08, F68, M68) 1993>2000, Corsa B 1.6 GSI 16V (F08, F68, M68) 1993>2000, Corsa B 1.6 i 16V (F08, F68, M68) 1993>2000, Corsa B 1.7 D (F08, F68, M68) 1993>2000, Corsa B Box 1.2 (F08, W5L) 1994>2001, Corsa B Box 1.4 i (F08, W5L) 1994>2001, Corsa B Box 1.5 D (F08, W5L) 1994>2001, Corsa B Box 1.7 D (F08, W5L) 1994>2001, Corsa B Estate 1.4 i 16V (F35) 1999>2002, Corsa B Estate 1.7 D (F35) 1999>2002, TIGRA 1.4 16V (F07) 1994>2000, TIGRA 1.6 16V (F07) 1994>2000, Corsa B 1.4 (F08, F68, M68) 1993>2000;

VAUXHALL: Combo Mk I 1.4 1994>2001, Combo Mk I 1.7 D 1994>2001, Corsa Mk I 1.0 i 12V 1992>2000, Corsa Mk I 1.2 i 1992>2000, Corsa Mk I 1.2 i 16V 1992>2000, Corsa Mk I 1.4 i 1992>2000, Corsa Mk I 1.4 i 16V 1992>2000, Corsa Mk I 1.4 i S 1992>2000, Corsa Mk I 1.5 D 1992>2000, Corsa Mk I 1.5 TD 1992>2000, Corsa Mk I 1.6 GSI 16V 1992>2000, Corsa Mk I 1.6 i 16V 1992>2000, Corsa Mk I 1.7 D 1992>2000, CorsaVan Mk I 1.4 i 1994>2000, CorsaVan Mk I 1.5 D 1994>2000, TIGRA Mk I 1.4 16V 1994>2000, TIGRA Mk I 1.6 16V 1994>2000, CorsaVan Mk I 1.7 D 1994>2000





GS2233

REAR WHEEL SENSOR (BOTH SIDES)

REPLACES / REEMPLAZA:

GM: 94729230

APPLICATION / APLICACIÓN:

GM: Traiblazer 2012>2018



GS2234

FRONT WHEEL SENSOR (RIGHT SIDE)

REPLACES / REEMPLAZA:

Suzuki: 56210-65D00, 56210-67D00; GM: 93332362;

Bremi: 51476

APPLICATION / APLICACIÓN:

SUZUKI: Grand Vitara I 2.0 4x4 1998>2003



GS2235

FRONT WHEEL SENSOR (LEFT SIDE)

REPLACES / REEMPLAZA:

Suzuki: 56220-65D00; GM: 93332363; Bremi: 51477

APPLICATION / APLICACIÓN:

SUZUKI: Grand Vitara I 2.0 4x4 1998>2003



GS2236

REAR WHEEL SENSOR (BOTH SIDES)

REPLACES / REEMPLAZA:

GM: 30021036; Suzuki: 56310-65D00

APPLICATION / APLICACIÓN:

SUZUKI: Grand Vitara I 2.0 4x4 1998>2003



GS2239

REAR WHEEL SENSOR (LEFT SIDE)

REPLACES / REEMPLAZA:

Honda: 57475S8A53, 57475S0KA53; Delphi: SS10918

APPLICATION / APLICACIÓN:

HONDA: Accord Vi Coupe 3.0 V6 24V 1998>



GS2240

REAR WHEEL SENSOR (RIGHT SIDE)

REPLACES / REEMPLAZA:

Honda: 57470S0KA51, 57470S0KA52, 57470S0KA53;

Delphi: SS10917

APPLICATION / APLICACIÓN:

HONDA: Accord Vi Coupe 3.0 V6 24V 1998>



GS2242

REAR WHEEL SENSOR (LEFT SIDE)

REPLACES / REEMPLAZA:

Honda: 57475S5A013, 57475S5D003, 57475S5D013;

Bremi: 50087

APPLICATION / APLICACIÓN:

HONDA: CIVIC VII Coupe 1.6 i 2001>2005, CIVIC VII Coupe 1.7 2001>2005, CIVIC VII Saloon 1.7 (EU3) 2001>2005;

ACURA: EL 2001>2003, RSX 2002>2006



GS2243

FRONT WHEEL SENSOR (RIGHT SIDE)

REPLACES / REEMPLAZA:

Honda: 57450S5A013, 57450S5D003, 57450S5D013;

A.B.S.: 30838

APPLICATION / APLICACIÓN:

HONDA: Civic VII Coupe 1.7 i 2001>, Civic VII Coupe 1.7 i Vtec 2001>, Civic VII Hatchback 1.4 i 2001>, Civic VII Hatchback 1.4 Is 2001>, Civic VII Hatchback 1.6 i 2001>, Civic VII Hatchback 1.7 Ctdi 2002>, Civic VII Saloon 1.4 2000>, Civic VII Saloon 1.6 2001>



GS2244

FRONT WHEEL SENSOR (LEFT SIDE)

REPLACES / REEMPLAZA:

Honda: 57455S5A013, 57455S5D003, 57455S5D013;

A.B.S.: 30836

APPLICATION / APLICACIÓN:

HONDA: Civic VII Coupe 1.7 i 2001>, Civic VII Coupe 1.7 i Vtec 2001>, Civic VII Hatchback 1.4 i 2001>, Civic VII Hatchback 1.4 Is 2001>, Civic VII Hatchback 1.6 i 2001>, Civic VII Hatchback 1.7 Ctdi 2002>, Civic VII Saloon 1.4 2000>, Civic VII Saloon 1.6 2001>



GS2246

REAR WHEEL SENSOR (BOTH SIDES)

REPLACES / REEMPLAZA:

Honda: 57455T0GA01, 57450T0GA01, 57450TR3A12,

57450TR3A11, 57455TR3A12, 57455TR3A11

APPLICATION / APLICACIÓN:

HONDA: CR-V 2.4 EX-L Sport Utility 4-Door 2013, CR-V 2.4 EX Sport Utility 4-Door 2013, CR-V 2.4 LX Sport Utility 4-Door 2013, CR-V 2.4 EX-L Sport Utility 4-Door 2012, CR-V 2.4 EX Sport Utility 4-Door 2012, CR-V 2.4 LX Sport Utility 4-Door 2012



GS2247

REAR WHEEL SENSOR (LEFT SIDE)

REPLACES / REEMPLAZA:

Honda: 57475SDAA03; A.B.S.: 31659

APPLICATION / APLICACIÓN:

HONDA: Accord VII 2.0 2003>, Accord VII 2.2 i-Ctdi 2004>, Accord VII 2.4 2003>



GS2248

FRONT WHEEL SENSOR (RIGHT SIDE)

REPLACES / REEMPLAZA:

Honda: 57450SDAA01; Mobiletron: AB-JP093;

Bremi: 50683

APPLICATION / APLICACIÓN:

HONDA: Accord Coupe 2.4 (CM7) 2003>2008, Accord Coupe 3.0 V6 (CM7) 2003>2008, Accord VII 2.0 (CL7) 2003>2008, Accord VII 2.0 All-wheel Drive (CL8) 2003>2008, Accord VII 2.0 R 2003>2008, Accord VII 2.2 i-CTDi (CN1) 2003>2008, Accord VII 2.4 (CL9) 2003>2008, Accord VII 2.4 Vtec E (CM5) 2002>2007, Accord VII 3.0 2002>2007, Accord VII 3.0 (CM6) 2002>2007, Accord VII 3.0 Hybrid 2002>2007, Accord VII Tourer 2.0 (CM1) 2003>2008, Accord VII Tourer 2.2 i-CTDi (CN2) 2003>2008, Accord VII Tourer 2.4 (CM2) 2003>2008, Accord VII Tourer 2.4 Vtec T 2003>2008


GS2249
FRONT WHEEL SENSOR (LEFT SIDE)
REPLACES / REEMPLAZA:
Honda: 57455SDAA01; **Bremi:** 50682;

Mobiletron: AB-JP092

APPLICATION / APLICACIÓN:
HONDA: Accord Coupe 2.4 (CM7) 2003>2008, Accord Coupe 3.0 V6 (CM7) 2003>2008, Accord VII 2.0 (CL7) 2003>2008, Accord VII 2.0 All-wheel Drive (CL8) 2003>2008, Accord VII 2.0 R 2003>2008, Accord VII 2.2 i-CTDi (CN1) 2003>2008, Accord VII 2.4 (CL9) 2003>2008, Accord VII 2.4 Vtec E (CM5) 2002>2007, Accord VII 3.0 2002>2007, Accord VII 3.0 (CM6) 2002>2007, Accord VII 3.0 Hybrid 2002>2007, Accord VII Tourer 2.0 (CM1) 2003>2008, Accord VII Tourer 2.2 i-CTDi (CN2) 2003>2008, Accord VII Tourer 2.4 (CM2) 2003>2008, Accord VII Tourer 2.4 Vtec T 2003>2008

GS2250
REAR WHEEL SENSOR (RIGHT SIDE)
REPLACES / REEMPLAZA:
Honda: 57470SDAA03; **A.B.S.:** 31660

APPLICATION / APLICACIÓN:
HONDA: Accord VII 2.0 2003>, Accord VII 2.2 I-CTdi 2004>, Accord VII 2.4 2003>

GS2251
FRONT WHEEL SENSOR (BOTH SIDES)
REPLACES / REEMPLAZA:
Honda: 57455S9A013, 57455SA9A003, 57455S9A013;

Meat & Doria: 90562

APPLICATION / APLICACIÓN:
HONDA: CR-V Ii 2.0 2001>, CR-V Ii 2.2 Ctdi 2005>, CR-V Iii 2.2 I-CTdi 4Wd 2007>

GS2252
REAR WHEEL SENSOR (RIGHT SIDE)
REPLACES / REEMPLAZA:
Honda: 57470S9A013; **Meat & Doria:** 90564

APPLICATION / APLICACIÓN:
HONDA: CR-V Ii 2.0 2001>, CR-V Ii 2.2 Ctdi 2005>, CR-V Iii 2.2 I-CTdi 4Wd 2007>

GS2253
REAR WHEEL SENSOR (LEFT SIDE)
REPLACES / REEMPLAZA:
Honda: 57475S9A013; **A.B.S.:** 31105;

Meat & Doria: 90563

APPLICATION / APLICACIÓN:
HONDA: CR-V Ii 2.0 2001>, CR-V Ii 2.2 Ctdi 2005>, CR-V Iii 2.2 I-CTdi 4Wd 2007>

GS2254
FRONT WHEEL SENSOR (RIGHT SIDE)
REPLACES / REEMPLAZA:
Honda: 57450SXS003

APPLICATION / APLICACIÓN:
HONDA: CR-V Iii 2.0 I-Vtec 2007>, CR-V Iii 2.0 I-Vtec 4Wd 2006>, CR-V Iii 2.2 I-CTdi 4Wd 2007>, CR-V Iii 2.2 I-Dtec 4Wd 2007>, CR-V Iii 2.4 2006>, CR-V Iii 2.4 2007>, CR-V Iii 2.4 4Wd 2006>, CR-V Iii 2.4 I-Vtec 4Wd 2007>, CR-V Iii 2.4 I-Vtec 4Wd 2006>, CR-V Iii 2.4 I-Vtec 4Wd 2009>, CR-V Iv 2.0 2012>

GS2255
REAR WHEEL SENSOR (RIGHT SIDE)
REPLACES / REEMPLAZA:
Honda: 57470SXS013, 57470SXS003; **A.B.S.:** 31292

APPLICATION / APLICACIÓN:
HONDA: CR-V Iii 2.0 I-Vtec 2007>, CR-V Iii 2.0 I-Vtec 4Wd 2006>, CR-V Iii 2.2 I-CTdi 4Wd 2007>, CR-V Iii 2.2 I-Dtec 4Wd 2007>, CR-V Iii 2.4 2006>, CR-V Iii 2.4 2007>, CR-V Iii 2.4 4Wd 2006>, CR-V Iii 2.4 I-Vtec 4Wd 2007>, CR-V Iii 2.4 I-Vtec 4Wd 2006>, CR-V Iii 2.4 I-Vtec 4Wd 2009>, CR-V Iv 2.0 2012>

GS2256
FRONT WHEEL SENSOR (LEFT SIDE)
REPLACES / REEMPLAZA:
Hyundai: 598102H300, 598102L300; **A.B.S.:** 30870;

Meat & Doria: 90476; **Mobiletron:** AB-KR055

APPLICATION / APLICACIÓN:
HYUNDAI: I30 1.4 2007>, I30 1.6 2007>, I30 1.6 Crdi 2007>, I30 2.0 2007>, I30 2.0 Crdi 2007>, I30 Estate 1.4 2007>, I30 Estate 1.6 2007>, I30 Estate 1.6 Crdi 2007>, I30 Estate 2.0 2007>, I30 Estate 2.0 Crdi 2007>

GS2257
REAR WHEEL SENSOR (LEFT SIDE)
REPLACES / REEMPLAZA:
Hyundai: 599102H300; **A.B.S.:** 31406;

Meat & Doria: 90478

APPLICATION / APLICACIÓN:
HYUNDAI: I30 1.4 2007>, I30 1.6 2007>, I30 1.6 Crdi 2007>, I30 2.0 2007>, I30 2.0 Crdi 2007>, I30 Estate 1.4 2007>, I30 Estate 1.6 2007>, I30 Estate 1.6 Crdi 2007>, I30 Estate 2.0 2007>, I30 Estate 2.0 Crdi 2007>

GS2258
FRONT WHEEL SENSOR
REPLACES / REEMPLAZA:
Chevrolet: 1247004, 12842463, 13329258

Opel: 1247004, 12842463, 13329258

Vauxhall: 1247004, 12842463, 13329258

APPLICATION / APLICACIÓN:
Chevrolet: Cruze, Orlando, Volt

Opel: Ampera, Astra, Zafira

Vauxhall: Zafira

PS: set of GS2530

GS2262

FRONT WHEEL SENSOR (RIGHT SIDE)



REPLACES / REEMPLAZA:
Ford: F87Z 2C204FA, 3L5Z2C204AA, 6L5Z2C204AA
Mazda: ZP043701, ZP043701A, ZP043701B
APPLICATION / APLICACIÓN:
Ford: Explorer
Mazda: B2300, B2500, B3000, B4000
PS: set of GS2884

GS2263

FRONT WHEEL SENSOR (RIGHT SIDE)



REPLACES / REEMPLAZA:
Mazda: ALS2019, GS3L4370X, SU13681
APPLICATION / APLICACIÓN:
Mazda: 6 2009>2012
PS: set of GS2293

GS2264

REAR WHEEL SENSOR (BOTH SIDES)



REPLACES / REEMPLAZA:
Honda: 57470TA0A03
APPLICATION / APLICACIÓN:
HONDA: Accord Viii 2.0 I 2008>2015, Accord Viii 2.4 I 2008>2015, Accord Viii Tourer 2.0 I 2008>, Accord Viii Tourer 2.4 I 2008>

GS2265

FRONT WHEEL SENSOR (RIGHT SIDE)



REPLACES / REEMPLAZA:
Honda: 57450TA0A01; **A.B.S.:** 31099
APPLICATION / APLICACIÓN:
HONDA: Accord Viii 2.0 I 2008>, Accord Viii 2.2 I-Dtec 2008>, Accord Viii 2.4 I 2008>, Accord Viii Estate 2.0 I 2008>, Accord Viii Estate 2.2 I-Dtec 2008>, Accord Viii Estate 2.4 I 2008>;
HONDA GAC: Accord Viii 2.0 2008>

GS2266

FRONT WHEEL SENSOR (LEFT SIDE)



REPLACES / REEMPLAZA:
Honda: 57455TA0A01, 57455TR0013; **A.B.S.:** 31098
APPLICATION / APLICACIÓN:
HONDA: Accord Viii 2.0 I 2008>, Accord Viii 2.2 I-Dtec 2008>, Accord Viii 2.4 I 2008>, Accord Viii Estate 2.0 I 2008>, Accord Viii Estate 2.2 I-Dtec 2008>, Accord Viii Estate 2.4 I 2008>;
HONDA GAC: Accord Viii 2.0 2008>

GS2267

FRONT WHEEL SENSOR (RIGHT SIDE)



REPLACES / REEMPLAZA:
Honda: 57450TR3A02, 57450TR0013; **A.B.S.:** 31674
APPLICATION / APLICACIÓN:
HONDA: Civic Ix Saloon 1.6 2011>, Civic Ix Saloon 1.8 2011>, Civic Ix Saloon 1.8 2012>

GS2268

REAR WHEEL SENSOR (LEFT SIDE)



REPLACES / REEMPLAZA:
Honda: 57475TR3A02, 57475TR0013
APPLICATION / APLICACIÓN:
HONDA: Civic 2012>2015

GS2269

REAR WHEEL SENSOR (RIGHT SIDE)



REPLACES / REEMPLAZA:
Honda: 57470TR3A02, 57470TR0013
APPLICATION / APLICACIÓN:
HONDA: Civic 2012>2015

GS2270

FRONT WHEEL SENSOR (RIGHT SIDE)



REPLACES / REEMPLAZA:
Honda: 57450TF0003, 57450TJ0M01, 57455T7A003, 57450T5R003; **A.B.S.:** 30826
APPLICATION / APLICACIÓN:
HONDA: City Saloon 1.4 I-V Tec 2008>, Cr-Z 1.5 Hybrid 2010>, Insight 1.3 Hybrid 2009>, Jazz Iii 1.2 2008>, Jazz Iii 1.3 Hybrid 2011>, Jazz Iii 1.3 I 2008>, Jazz Iii 1.4 2008>

GS2271

REAR WHEEL SENSOR (LEFT SIDE)



REPLACES / REEMPLAZA:
Honda: 57475TF0003; **A.B.S.:** 30827
APPLICATION / APLICACIÓN:
HONDA: City Saloon 1.4 I-V Tec 2008>, Jazz Iii 1.2 2008>, Jazz Iii 1.3 Hybrid 2011>, Jazz Iii 1.3 I 2008>, Jazz Iii 1.4 2008>

GS2272

FRONT WHEEL SENSOR (LEFT SIDE)



REPLACES / REEMPLAZA:
Honda: 57455TF0003; **A.B.S.:** 30822
APPLICATION / APLICACIÓN:
HONDA: CR-Z Base Hatchback 2-Door 1.5 2011>2015, CR-Z EX Hatchback 2-Door 1.5 2011>2015, Fit Base Hatchback 4-Door 1.5 2009>2013, Fit EV Hatchback 4-Door ELE 2013, Fit LX Hatchback 4-Door 1.5 2009>2013, Fit Sport Hatchback 4-Door 1.5 2009>2013, Insight Base Hatchback 4-Door 1.3 2011>2014, Insight EX Hatchback 4-Door 1.3 2010>2014, Insight LX Hatchback 4-Door 1.3 2010>2014

GS2273

REAR WHEEL SENSOR (RIGHT SIDE)



REPLACES / REEMPLAZA:
Honda: 57470TF0013; **A.B.S.:** 30830
APPLICATION / APLICACIÓN:
HONDA: City Saloon 1.4 I-V Tec 2008>, Jazz Iii 1.2 2008>, Jazz Iii 1.3 Hybrid 2011>, Jazz Iii 1.3 I 2008>, Jazz Iii 1.4 2008>


GS2274
FRONT WHEEL SENSOR (LEFT SIDE)

REPLACES / REEMPLAZA:

Honda: 57455SNA003, 57455SNA013; **A.B.S.:** 30839; **Meat & Doria:** 90557; **Mobiletron:** AB-JP006

APPLICATION / APLICACIÓN:

HONDA: Civic VIII Saloon 1.3 Hybrid 2006>, Civic VIII Saloon 1.3 Hybrid 2010>, Civic VIII Saloon 1.6 2005>, Civic VIII Saloon 1.8 2005>, Civic VIII Saloon 1.8 Exs Flex 2006>

GS2275
REAR WHEEL SENSOR (LEFT SIDE)

REPLACES / REEMPLAZA:

Honda: 57475SNA003, 57475SNA013, 57475SNA023; **A.B.S.:** 30841; **Delphi:** SS20626; **Meat & Doria:** 90559; **Mobiletron:** AB-JP099

APPLICATION / APLICACIÓN:

HONDA: Civic VIII Saloon 1.3 Hybrid 2005>, Civic VIII Saloon 1.3 Hybrid 2006>, Civic VIII Saloon 1.3 Hybrid 2010>, Civic VIII Saloon 1.6 2005>, Civic VIII Saloon 1.8 2005>, Civic VIII Saloon 1.8 Cng 2005>

GS2276
FRONT WHEEL SENSOR (RIGHT SIDE)

REPLACES / REEMPLAZA:

Honda: 57450SLNA01

APPLICATION / APLICACIÓN:

HONDA: Fit 2006>2008

GS2277
FRONT WHEEL SENSOR (LEFT SIDE)

REPLACES / REEMPLAZA:

Honda: 57455SLNA01

APPLICATION / APLICACIÓN:

HONDA: Fit 2006>2008

GS2280
REAR WHEEL SENSOR (LEFT SIDE)

REPLACES / REEMPLAZA:

Fiat: 51798998

APPLICATION / APLICACIÓN:

FIAT: Palio Weekend Adv/Adv TRYON 1.8 mpi Flex 2008>2020, Palio Weekend ELX 1.4 mpi Fire Flex 8V 2008>2010, Palio Weekend HLX 1.8 mpi Flex 4p 2008, Palio Weekend Adventure LOCKER 1.8 Flex 2009>2020, Palio Weekend Trekking 1.4 Fire Flex 8V 2009>2011, Palio Weekend Adv.LOCK.Dualogic 1.8 Flex 2010>2017, Palio Weekend Trekking 1.8 mpi Flex 8V 2010, Palio Weekend ATTRACTIVE 1.4 Fire Flex 8V 2010>2020, Palio Weekend Trekking 1.6 Flex 16V 5p 2011>2016, Palio Weekend Adv. Dualogic 1.8 Flex 2011>2017, Palio Weekend .Adv. LOC. ITAL.Dual.1.8 Flex 16V 2012, Palio Weekend Adv. ITALIA 1.8 Flex 16V 2012, Palio Weekend .ADV. LOCK. ITALIA 1.8 Flex 16V 2012, Palio Weekend Adv. ITAL. Dual. 1.8 Flex 16V 2012, Palio Weekend Adv. Ext. 1.8 Dual. Flex 2016, Palio Weekend Adv. Ext. 1.8 Flex 2016, Palio Weekend Adv. Loc.Ext.1.8 Dual.Flex 2016, Palio Weekend Adv. LOCKER Ext. 1.8 Flex 2016

GS2281
FRONT WHEEL SENSOR (RIGHT SIDE)

REPLACES / REEMPLAZA:

Honda: 57450T7A003

APPLICATION / APLICACIÓN:

HONDA: HR-V 2016>

GS2282
REAR WHEEL SENSOR (RIGHT SIDE)

REPLACES / REEMPLAZA:

Honda: 57470T5R023

APPLICATION / APLICACIÓN:

HONDA: Fit 2015>2017

GS2283
REAR WHEEL SENSOR (LEFT SIDE)

REPLACES / REEMPLAZA:

Honda: 57475T5R033

APPLICATION / APLICACIÓN:

HONDA: Fit 2015>2017

GS2284
FRONT WHEEL SENSOR (RIGHT SIDE)

REPLACES / REEMPLAZA:

Nissan: 479105Y700, 479105Y705

APPLICATION / APLICACIÓN:

Nissan: Maxima 2002>2003

PS: set of GS2725

PS: set of GS2262



GS2285

REAR WHEEL SENSOR (BOTH SIDES)

REPLACES / REEMPLAZA:

Peugeot: 96217753/ 454536/ 454546/ 454562/ 96218046/ 96183217/ 96272628/ 454556/ 96089629/ 454533/ 0265006202/ 0265006209/ 0265003129/ 0265003079/ 0265006205;

Bosch: SS20179; **Meat & Doria:** 90290; **Mobiletron:** AB-EU266

APPLICATION / APLICACIÓN:

CITROËN: Xsara 1.4 Hdi 2003>, Xsara 1.4 I 1997>, Xsara 1.4 Lpg 1998>, Xsara 1.5 D 1997>, Xsara 1.6 16V 2000>, Xsara 1.6 I 1997>, Xsara 1.8 Bifuel 1997>, Xsara 1.8 D 1997>, Xsara 1.8 I 1992>, Xsara 1.8 I 16V 1996>, Xsara 1.8 I Aut. 1997>, Xsara 1.8 Vts 1998>, Xsara 1.9 D 1993>, Xsara 1.9 Sd 1998>, Xsara 1.9 Td 1992>, Xsara 2.0 16V 1997>, Xsara 2.0 Hdi 109 2001>, Xsara 2.0 Hdi 90 1999>, Xsara Box Body / Hatchback 1.4 1998>, Xsara Box Body / Hatchback 1.4 Lpg 1998>, Xsara Box Body / Hatchback 1.8 D 1997>, Xsara Box Body / Estate 1.8 D 1997>, Xsara Box Body/Estate 1.9 D 1993>, Xsara Box Body/Estate 2.0 Hdi 1999>, Xsara Break 1.4 Hdi 2003>, Xsara Break 1.4 I 1997>, Xsara Break 1.4 Lpg 1998>, Xsara Break 1.5 D 1997>, Xsara Break 1.6 16V 2000>, Xsara Break 1.6 I 1997>, Xsara Break 1.8 D 1997>, Xsara Break 1.8 I 1992>, Xsara Break 1.8 I 16V 1996>, Xsara Break 1.8 I Aut. 1997>, Xsara Break 1.8 Lpg 1998>, Xsara Break 1.9 D 1993>, Xsara Break 1.9 Td 1992>, Xsara Break 2.0 16V 1997>, Xsara Break 2.0 Hdi 109 2001>, Xsara Break 2.0 Hdi 90 1999>, Xsara Coupe 1.4 Hdi 2003>, Xsara Coupe 1.4 I 1997>, Xsara Coupe 1.6 16V 2000>, Xsara Coupe 1.6 I 1997>, Xsara Coupe 1.8 I 1992>, Xsara Coupe 1.8 I 16V 1996>, Xsara Coupe 1.8 Lpg 1998>, Xsara Coupe 1.9 D 1993>, Xsara Coupe 1.9 Td 1992>, Xsara Coupe 2.0 16V 1997>, Xsara Coupe 2.0 Hdi 109 2001>, Xsara Coupe 2.0 Hdi 90 1999>, Xsara Coupe 2.0 I 16V 1992>, Xsara Picasso 1.6 1999>, Xsara Picasso 1.8 16V 1997>, Xsara Picasso 2.0 16V 1997>, Xsara Picasso 2.0 Hdi 1999>, Xz 1.8 1991>, Xz 1.8 I 1992>, Xz 1.8 I 16V 1996>, Xz 1.9 1991>, Xz 1.9 Td 1992>, Xz 2.0 1994>, Xz 2.0 I 1992>, Xz 2.0 I 16V 1992>

PEUGEOT: 306 1.8 1991>, 306 1.8 16V 1997>, 306 1.8 St 1994>, 306 1.9 D 1993>, 306 2.0 1994>, 306 2.0 Hdi 90 1999>, 306 2.0 S16 1993>, 306 2.0 St 1994>, 306 Box Body/Estate 1.9 D 1993>, 306 Convertible 1.8 1991>, 306 Convertible 1.8 16V 1997>, 306 Convertible 2.0 1994>, 306 Convertible 2.0 16V 1997>, 306 Hatchback 1.8 1991>, 306 Hatchback 1.8 16V 1997>, 306 Hatchback 1.9 D 1993>, 306 Hatchback 1.9 Dt 1993>, 306 Hatchback 2.0 16V 1997>, 306 Hatchback 2.0 Hdi 90 1999>, 306 Hatchback 2.0 S16 1993>, 306 Hatchback 2.0 Xsi 1993>



GS2286

REAR WHEEL SENSOR (RIGHT SIDE)

REPLACES / REEMPLAZA:

Bosch: 0 265 008 968

Fiat: 51918286

APPLICATION / APLICACIÓN:

Fiat: Fiorino 1.4, Strada 1.6/1.8



GS2287

FRONT WHEEL SENSOR (BOTH SIDES)

REPLACES / REEMPLAZA:

Citroën: 4545G6, 4545A9, 9642687580, 0986594520; **Bosch:** 986 594 520; **Bremi:** 50263; **Delphi:** SS20045; **Meat & Doria:** 90083; **Mobiletron:** AB-EU009

APPLICATION / APLICACIÓN:

CITROËN: C6 2.2 Hdi 2005>2012, C6 2.7 Hdi 2005>2012, C6 3.0 V6 2005>2012, C6 3.0 Hdi 2005>2012, PEUGEOT: 407 1.6 Hdi 110 2004>2011, 407 1.8 2004>2011, 407 1.8 16V 2004>2011, 407 2.0 2004>2011, 407 2.0 16V 2004>2011, 407 2.0 Flex 2004>2011, 407 2.0 Hdi 2004>2011, 407 2.0 Hdi 135 2004>2011, 407 2.2 2004>2011, 407 2.2 16V 2004>2011, 407 2.2 Hdi 2004>2011, 407 2.2 Hdi 170 2004>2011, 407 2.7 Hdi 2004>2011, 407 3.0 2004>2011, 407 3.0 V6 2004>2011, 407 Coupe 2.0 Hdi 2005>2010, 407 Coupe 2.2 16V 2005>2010, 407 Coupe 2.7 Hdi 2005>2010, 407 Coupe 3.0 Hdi 2005>2010, 407 Coupe 3.0 V6 2005>2010, 407 SW 1.6 Hdi 110 2004>2011, 407 SW 1.8 2004>2011, 407 SW 1.8 16V 2004>2011, 407 SW 2.0 2004>2011, 407 SW 2.0 16V 2004>2011, 407 SW 2.0 Flex 2004>2011, 407 SW 2.0 Hdi 2004>2011, 407 SW 2.0 Hdi 135 2004>2011, 407 SW 2.2 2004>2011, 407 SW 2.2 16V 2004>2011, 407 SW 2.2 Hdi 2004>2011, 407 SW 2.2 Hdi 170 2004>2011, 407 SW 2.7 Hdi 2004>2011, 407 SW 3.0 2004>2011, 407 SW 3.0 V6 2004>2011, 407 SW Box Body/Estate 1.6 Hdi 2004>2010



GS2288

REAR WHEEL SENSOR (LEFT SIDE)

REPLACES / REEMPLAZA:

Bosch: 0 265 008 969

Fiat: 51918288

APPLICATION / APLICACIÓN:

Fiat: Strada 1.4 CD



GS2289

FRONT WHEEL SENSOR (RIGHT SIDE)

REPLACES / REEMPLAZA:

Honda: 57455S04801, 57455S04802; **A.B.S.:** 30834

APPLICATION / APLICACIÓN:

HONDA: Civic Vi Coupe 1.6 1996>, Civic Vi Coupe 1.6 I 1996>, Civic Vi Coupe 1.6 I Vtec 1995>, Civic Vi Coupe 1.6 I Vtec 1996>, Civic Vi Fastback 1.4 I 1995>, Civic Vi Fastback 1.5 16V 1997>, Civic Vi Fastback 1.6 Vti 1997>, Civic Vi Hatchback 1.4 I 1995>, Civic Vi Hatchback 1.4 I S 1995>, Civic Vi Hatchback 1.5 I 1995>, Civic Vi Hatchback 1.6 I 1995>, Civic Vi Hatchback 1.6 Vti 1995>, Civic Vi Saloon 1.4 1995>, Civic Vi Saloon 1.4 I 1995>, Civic Vi Saloon 1.5 I 1995>, Civic Vi Saloon 1.6 I Vtec 1995>, Civic Vi Saloon 1.6 Vti 1995>



GS2290

FRONT WHEEL SENSOR (LEFT SIDE)

REPLACES / REEMPLAZA:

Honda: 57455-S04-800, 57455-S04-801, 57455-S04-802;

Bremi: 51648

APPLICATION / APLICACIÓN:

HONDA: Civic VI Coupé 1.6 i Vtec 1996>2000, Civic VI Fastback 1.6 VTI 1997>2001, Civic VI Hatchback 1.6 VTI 1995>2001



GS2293

FRONT WHEEL SENSOR (LEFT SIDE)

REPLACES / REEMPLAZA:

Mazda: ALS2019, GS3L4370X, SU13681

APPLICATION / APLICACIÓN:

Mazda: 6 2009>2012

PS: set of GS2263

GS2294
REAR WHEEL SENSOR (BOTH SIDES)
REPLACES / REEMPLAZA:
Hyundai: 9568038100, 9568038600, 9568038000; **Delphi:** SS20244; **Meat & Doria:** 90305; **Mobiletron:** AB-KR005
APPLICATION / APLICACIÓN:
HYUNDAI: Grandeur 2.2 Crdi 2006>, Sonata Iv 2.0 16V 1998>, Sonata Iv 2.0 Crdi Dynamic 2001>, Sonata Iv 2.4 16V 1998>, Sonata Iv 2.5 V6 24V 1998>, Sonata Iv 2.7 V6 2001>, Xg 250 1998>, Xg 3.0 2001>, Xg 30 1998>;

KIA: Magentis 2.0 2001>, Magentis 2.5 V6 2001>, Magentis 2.7 V6 2001>, Magentis 2.7 2005>

GS2295
FRONT WHEEL SENSOR (LEFT SIDE)
REPLACES / REEMPLAZA:
Hyundai: 9567038000, 956703C000; **A.B.S.:** 30875; **Delphi:** SS20189

APPLICATION / APLICACIÓN:
HYUNDAI: Sonata Iv 2.0 16V 1998>, Sonata Iv 2.4 16V 1998>, Sonata Iv 2.5 V6 24V 1998>, Sonata Iv 2.7 V6 2001>, Xg 250 1998>, Xg 3.0 2001>, Xg 30 1998>, Xg 350 2002>, Xg Saloon 250 1998>, Xg Saloon 300 2000>;

KIA: Magentis 2.0 2001>, Magentis 2.5 V6 2001>, Magentis 2.7 V6 2001>, Magentis 2.7 2005>

GS2296
FRONT WHEEL SENSOR (RIGHT SIDE)
REPLACES / REEMPLAZA:
Hyundai: 9567038100/ 956703C100; **A.B.S.:** 30876; **Delphi:** SS20182; **Meat & Doria:** 90303; **Mobiletron:** AB-KR003

APPLICATION / APLICACIÓN:
HYUNDAI: Sonata Iv 2.0 16V 1998>, Sonata Iv 2.4 16V 1998>, Sonata Iv 2.5 V6 24V 1998>, Sonata Iv 2.7 V6 2001>, Xg 250 1998>, Xg 3.0 2001>, Xg 30 1998>, Xg 350 2002>, Xg Saloon 250 1998>, Xg Saloon 300 2000>;

KIA: Magentis 2.0 2001>, Magentis 2.5 V6 2001>, Magentis 2.7 2005>, Magentis 2.7 V6 2001>

GS2297
FRONT WHEEL SENSOR (RIGHT SIDE)
REPLACES / REEMPLAZA:
Kia: 956702E310, 956701F310; **A.B.S.:** 30922; **Delphi:** SS20511; **Meat & Doria:** 90365

APPLICATION / APLICACIÓN:
KIA: Sportage 2.0 2009>, Sportage 2.0 16V 4Wd 2004>, Sportage 2.0 4Wd 2005>, Sportage 2.0 Crdi 2005>, Sportage 2.0 Crdi 4Wd 2004>, Sportage 2.0 16V 2004>, Sportage 2.0 Lpg 2009>, Sportage 2.7 2005>, Sportage 2.7 V6 4Wd 2004>

GS2298
FRONT WHEEL SENSOR (LEFT SIDE)
REPLACES / REEMPLAZA:
Kia: 956702E300, 956701F300; **A.B.S.:** 30794; **Delphi:** SS20504; **Meat & Doria:** 90226;

Mobiletron: AB-KR036

APPLICATION / APLICACIÓN:
HYUNDAI: Tucson 2.0 2004>, Tucson 2.0 All-Wheel Drive 2004>, Tucson 2.0 Crdi 2004>, Tucson 2.0 Crdi All-Wheel Drive 2004>, Tucson 2.0 Lpg 2004>, Tucson 2.0 Lpg All-Wheel Drive 2009>, Tucson 2.4 2009>, Tucson 2.7 2004>, Tucson 2.7 All-Wheel Drive 2004>

GS2299
REAR WHEEL SENSOR (LEFT SIDE)
REPLACES / REEMPLAZA:
Kia: 956802 E 300; **A.B.S.:** 30895; **Delphi:** SS20521; **Meat & Doria:** 90404

APPLICATION / APLICACIÓN:
HYUNDAI: Tucson 2.0 2004>, Tucson 2.0 Crdi 2004>, Tucson 2.4 2009>, Tucson 2.7 2004>;

KIA: Sportage 2.0 2004>, Sportage 2.0 Crdi 2004>, Sportage 2.0 16V 2004>, Sportage 2.0 Lpg 2009>, Sportage 2.7 2004>

GS2300
REAR WHEEL SENSOR (RIGHT SIDE)
REPLACES / REEMPLAZA:
Kia: 956802E310; **A.B.S.:** 30896; **Delphi:** SS20520; **Meat & Doria:** 90405

APPLICATION / APLICACIÓN:
HYUNDAI: Tucson 2.0 2004>, Tucson 2.0 Crdi 2004>, Tucson 2.4 2009>, Tucson 2.7 2004>;

KIA: Sportage 2.0 2004>, Sportage 2.0 Crdi 2004>, Sportage 2.0 16V 2004>, Sportage 2.0 Lpg 2009>, Sportage 2.7 2004>

GS2301
REAR WHEEL SENSOR (LEFT SIDE)
REPLACES / REEMPLAZA:
Kia: 956802E400; **A.B.S.:** 30796; **Delphi:** SS20509; **Meat & Doria:** 90228

APPLICATION / APLICACIÓN:
HYUNDAI: Tucson 2.0 All-Wheel Drive 2004>, Tucson 2.0 Crdi 2004>, Tucson 2.0 Crdi All-Wheel Drive 2004>, Tucson 2.0 Lpg 2004>, Tucson 2.0 Lpg All-Wheel Drive 2009>, Tucson 2.7 All-Wheel Drive 2004> **KIA:** Sportage 2.0 16V 4Wd 2004>, Sportage 2.0 4Wd 2005>, Sportage 2.0 Crdi 4Wd 2004>, Sportage 2.7 V6 4Wd 2004>

GS2302
REAR WHEEL SENSOR (RIGHT SIDE)
REPLACES / REEMPLAZA:
Kia: 956802E500; **A.B.S.:** 30797; **Delphi:** SS20510; **Meat & Doria:** 90229

APPLICATION / APLICACIÓN:
HYUNDAI: Tucson 2.0 All-Wheel Drive 2004>, Tucson 2.0 Crdi 2004>, Tucson 2.0 Crdi All-Wheel Drive 2004>, Tucson 2.0 Lpg 2004>, Tucson 2.0 Lpg All-Wheel Drive 2009>, Tucson 2.7 All-Wheel Drive 2004>;

KIA: Sportage 2.0 16V 4Wd 2004>, Sportage 2.0 4Wd 2005>, Sportage 2.0 Crdi 4Wd 2004>, Sportage 2.7 V6 4Wd 2004>

GS2303
FRONT WHEEL SENSOR (LEFT SIDE)
REPLACES / REEMPLAZA:
Hyundai: 598103K000; **A.B.S.:** 31444; **Meat & Doria:** 90489

APPLICATION / APLICACIÓN:
HYUNDAI: Grandeur 2.2 Crdi 2006>, Grandeur 3.3 2005>, Sonata V 2.0 Crdi 2006>, Sonata V 2.0 Vvti Gls 2005>, Sonata V 2.4 2005>, Sonata V 3.3 2005>


GS2304

FRONT WHEEL SENSOR (RIGHT SIDE)

REPLACES / REEMPLAZA:

Hyundai: 598303K000; **A.B.S.:** 31445;

Meat & Doria: 90490

APPLICATION / APLICACIÓN:

HYUNDAI: Grandeur 2.2 Crdi 2006>, Grandeur 3.3 2005>, Sonata V 2.0 Crdi 2006>, Sonata V 2.0 Vvti Gls 2005>, Sonata V 2.4 2005>, Sonata V 3.3 2005>



GS2305

REAR WHEEL SENSOR (LEFT SIDE)

REPLACES / REEMPLAZA:

Hyundai: 599103K000; **A.B.S.:** 30880

APPLICATION / APLICACIÓN:

HYUNDAI: Grandeur 2.2 Crdi 2006>, Grandeur 2.7 2006>, Grandeur 3.3 2005>, Sonata V 2.0 Crdi 2006>, Sonata V 2.0 Vvti Gls 2005>, Sonata V 2.4 2005>, Sonata V 3.3 2005>



GS2306

REAR WHEEL SENSOR (RIGHT SIDE)

REPLACES / REEMPLAZA:

Hyundai: 599303K000; **A.B.S.:** 31539

APPLICATION / APLICACIÓN:

HYUNDAI: Grandeur 2.2 Crdi 2006>, Grandeur 2.7 2006>, Grandeur 3.3 2005>, Sonata V 2.0 Crdi 2006>, Sonata V 2.0 Vvti Gls 2005>, Sonata V 2.4 2005>, Sonata V 3.3 2005>



GS2307

FRONT WHEEL SENSOR (LEFT SIDE)

REPLACES / REEMPLAZA:

Hyundai: 9561026000, 9561026010; **A.B.S.:** 30883;

Delphi: SS20507; **Meat & Doria:** 90360

APPLICATION / APLICACIÓN:

HYUNDAI: Santa Fé I 2.0 2001>, Santa Fé I 2.0 Crdi 2001>, Santa Fé I 2.0 Crdi 4X4 2001>, Santa Fé I 2.0 Crdi All-Wheel Drive 2003>, Santa Fé I 2.4 2001>, Santa Fé I 2.4 16V 2001>, Santa Fé I 2.4 16V 4X4 2001>, Santa Fé I 2.4 4X4 2000>, Santa Fé I 2.7 2000>, Santa Fé I 2.7 4X4 2000>, Santa Fé I 2.7 V6 4X4 2001>, Santa Fé I 3.5 2002>, Santa Fé I 3.5 4X4 2002>



GS2308

FRONT WHEEL SENSOR (RIGHT SIDE)

REPLACES / REEMPLAZA:

Hyundai: 9562026000, 9562026010; **A.B.S.:** 30884;

Delphi: SS20508; **Meat & Doria:** 90361

APPLICATION / APLICACIÓN:

HYUNDAI: Santa Fé I 2.0 2001>, Santa Fé I 2.0 Crdi 2001>, Santa Fé I 2.0 Crdi 4X4 2001>, Santa Fé I 2.0 Crdi All-Wheel Drive 2003>, Santa Fé I 2.4 2001>, Santa Fé I 2.4 16V 2001>, Santa Fé I 2.4 16V 4X4 2001>, Santa Fé I 2.4 4X4 2000>, Santa Fé I 2.7 2000>, Santa Fé I 2.7 4X4 2000>, Santa Fé I 2.7 V6 4X4 2001>, Santa Fé I 3.5 2002>, Santa Fé I 3.5 4X4 2002>



GS2309

REAR WHEEL SENSOR (LEFT SIDE)

REPLACES / REEMPLAZA:

Hyundai: 9563026000; **A.B.S.:** 30885; **Delphi:** SS20538;

Meat & Doria: 90362

APPLICATION / APLICACIÓN:

HYUNDAI: Santa Fé I 2.0 2001>, Santa Fé I 2.0 Crdi 2001>, Santa Fé I 2.4 2001>, Santa Fé I 2.4 16V 2001>, Santa Fé I 2.7 2000>



GS2310

REAR WHEEL SENSOR (RIGHT SIDE)

REPLACES / REEMPLAZA:

Hyundai: 9564026000; **A.B.S.:** 30886; **Delphi:** SS20506;

Meat & Doria: 90363

APPLICATION / APLICACIÓN:

HYUNDAI: Santa Fé I 2.0 2001>, Santa Fé I 2.0 Crdi 2001>, Santa Fé I 2.4 2001>, Santa Fé I 2.4 16V 2001>, Santa Fé I 2.7 2000>



GS2311

FRONT WHEEL SENSOR (LEFT SIDE)

REPLACES / REEMPLAZA:

Kia: 956802D000, 956802D050; **A.B.S.:** 30867;

Delphi: SS20221; **Meat & Doria:** 90308

APPLICATION / APLICACIÓN:

HYUNDAI: Elantra 1.6 2000>, Elantra 1.8 2000>, Elantra 2.0 2000>, Elantra 2.0 Crdi 2001>, Elantra Saloon 1.6 2000>, Elantra Saloon 1.8 2000>, Elantra Saloon 2.0 2000>, Elantra Saloon 2.0 Crdi 2001>, Matrix 1.6 2000>;

KIA: Cerato Hatchback 1.5 Crdi 2005>, Cerato Hatchback 1.6 2000>, Cerato Hatchback 1.6 Crdi 2005>, Cerato Hatchback 1.8 2000>, Cerato Hatchback 2.0 2000>, Cerato Hatchback 2.0 Crdi 2001>, Cerato Saloon 1.5 Crdi 2005>, Cerato Saloon 1.6 2000>, Cerato Saloon 1.6 Crdi 2005>, Cerato Saloon 2.0 2000>, Cerato Saloon 2.0 Crdi 2001>



GS2312

REAR WHEEL SENSOR (RIGHT SIDE)

REPLACES / REEMPLAZA:

Kia: 956802D100, 956802D150; **A.B.S.:** 30868;

Delphi: SS20245; **Meat & Doria:** 90309

APPLICATION / APLICACIÓN:

HYUNDAI: Elantra 1.6 2000>, Elantra 1.8 2000>, Elantra 2.0 2000>, Elantra 2.0 Crdi 2001>, Elantra Saloon 1.6 2000>, Elantra Saloon 1.8 2000>, Elantra Saloon 2.0 2000>, Elantra Saloon 2.0 Crdi 2001>, Matrix 1.6 2000>;

KIA: Cerato Hatchback 1.5 Crdi 2005>, Cerato Hatchback 1.6 2000>, Cerato Hatchback 1.6 Crdi 2005>, Cerato Hatchback 1.8 2000>, Cerato Hatchback 2.0 2000>, Cerato Hatchback 2.0 Crdi 2001>, Cerato Saloon 1.5 Crdi 2005>, Cerato Saloon 1.6 2000>, Cerato Saloon 1.6 Crdi 2005>, Cerato Saloon 2.0 2000>, Cerato Saloon 2.0 Crdi 2001>



GS2313

FRONT WHEEL SENSOR

REPLACES / REEMPLAZA:

Opel: 96626078, 19256115, 4809313

Chevrolet: 96626078, 19256115, 4809313

APPLICATION / APLICACIÓN:

Chevrolet: Captiva 2.0/2.4/3.2

Opel: Antara 2.0/2.4/3.2

PS: set of GS2080




GS2314
FRONT WHEEL SENSOR (LEFT SIDE)
REPLACES / REEMPLAZA:
Kia: 956702S300, 956703W300; **A.B.S.:** 31062;

Meat & Doria: 90374

APPLICATION / APLICACIÓN:
HYUNDAI: Ix35 1.6 2010>, Ix35 1.7 Crdi 2010>, Ix35 2.0 2010>, Ix35 2.0 4Wd 2010>, Ix35 2.0 Crdi 2010>, Ix35 2.0 Crdi 4Wd 2010>

GS2315
FRONT WHEEL SENSOR (RIGHT SIDE)
REPLACES / REEMPLAZA:
Kia: 956712S300, 956713W300; **A.B.S.:** 31068;

Meat & Doria: 90407

APPLICATION / APLICACIÓN:
KIA: Sportage 1.6 Gdi 2011>, Sportage 1.7 Crdi 2010>, Sportage 2.0 Crdi 2010>, Sportage 2.0 Crdi Awd 2010>, Sportage 2.0 Cvt 2010>, Sportage 2.0 Cvt Awd 2010>, Sportage 2.0 Gdi 2014>

GS2316
REAR WHEEL SENSOR (LEFT SIDE)
REPLACES / REEMPLAZA:
Kia: 956802S500; **A.B.S.:** 31083; **Meat & Doria:** 90831, 90831E

APPLICATION / APLICACIÓN:
HYUNDAI: Ix35 2.0 2010>, Ix35 2.0 4Wd 2010>, Ix35 2.0 Crdi 2010>, Ix35 2.0 Crdi 4Wd 2010>, Ix35 2.0 Gdi 2013>, Ix35 2.0 Gdi 4Wd 2013>

KIA: Sportage 2.0 Crdi 2010>, Sportage 2.0 Crdi Awd 2010>, Sportage 2.0 Cvt 2010>, Sportage 2.0 Cvt Awd 2010>, Sportage 2.0 Gdi 2013>, Sportage 2.0 Gdi Awd 2014>

GS2317
REAR WHEEL SENSOR (LEFT SIDE)
REPLACES / REEMPLAZA:
Kia: 956802S300; **A.B.S.:** 31064; **Meat & Doria:** 90376

APPLICATION / APLICACIÓN:
HYUNDAI: Ix35 1.6 2010>, Ix35 1.7 Crdi 2010>, Ix35 2.0 2010>, Ix35 2.0 4Wd 2010>, Ix35 2.0 Crdi 2010>, Ix35 2.0 Crdi 4Wd 2010>

KIA: Sportage 1.6 Gdi 2011>, Sportage 1.7 Crdi 2010>, Sportage 2.0 Crdi 2010>, Sportage 2.0 Cvt 2010>, Sportage 2.0 Gdi 2014>

GS2318
FRONT WHEEL SENSOR (LEFT SIDE)
REPLACES / REEMPLAZA:
Hyundai: 598103Q000, 598103S900

APPLICATION / APLICACIÓN:
HYUNDAI: Sonata 2.0 Limited Sedan 4-Door 2012>2014, Sonata 2.0 SE Sedan 4-Door 2012>2014, Sonata 2.4 Hybrid Limited Sedan 4-Door 2013>2015, Sonata 2.4 Hybrid Sedan 4-Door 2012>2015

GS2319
FRONT WHEEL SENSOR (RIGHT SIDE)
REPLACES / REEMPLAZA:
Hyundai: 598303Q000, 598303S900

APPLICATION / APLICACIÓN:
HYUNDAI: Sonata 2.0 Limited Sedan 4-Door 2012>2014, Sonata 2.0 SE Sedan 4-Door 2012>2014, Sonata 2.4 Hybrid Limited Sedan 4-Door 2013>2015, Sonata 2.4 Hybrid Sedan 4-Door 2012>2015

GS2320
REAR WHEEL SENSOR (RIGHT SIDE)
REPLACES / REEMPLAZA:
Hyundai: 598303S000, 599303S300

APPLICATION / APLICACIÓN:
HYUNDAI: Sonata 2.4 Hybrid Premium Sedan 4-Door 2012, Sonata 2.4 Hybrid Sedan 2011>2012

GS2321
REAR WHEEL SENSOR (LEFT SIDE)
REPLACES / REEMPLAZA:
Hyundai: 599103S300, 598103S000

APPLICATION / APLICACIÓN:
HYUNDAI: Sonata 2.4 Hybrid Premium Sedan 4-Door 2012, Sonata 2.4 Hybrid Sedan 2011>2012

GS2329
FRONT WHEEL SENSOR (RIGHT SIDE)
REPLACES / REEMPLAZA:
Hyundai: 956713J000; **A.B.S.:** 31555;

Meat & Doria: 90836, 90836E

APPLICATION / APLICACIÓN:
HYUNDAI: Ix55 3.0 V6 Crdi 4Wd 2008>, Ix55 3.8 V6 2011>, Ix55 3.8 V6 4Wd 2011>

KIA: Sorento li 2.0 Crdi 2009>, Sorento li 2.0 Crdi 4Wd 2010>, Sorento li 2.2 Crdi 2009>, Sorento li 2.2 Crdi 4Wd 2009>, Sorento li 2.4 Cvt 2009>, Sorento li 2.4 Cvt 4Wd 2009>, Sorento li 2.4 Gdi 2012>, Sorento li 2.4 Gdi 4Wd 2012>

GS2330
FRONT WHEEL SENSOR (LEFT SIDE)
REPLACES / REEMPLAZA:
Hyundai: 956703J000; **A.B.S.:** 31554;

Meat & Doria: 90835, 90835E

APPLICATION / APLICACIÓN:
HYUNDAI: Ix55 3.0 V6 Crdi 4Wd 2008>, Ix55 3.8 V6 2011>, Ix55 3.8 V6 4Wd 2011>

KIA: Sorento li 2.0 Crdi 2009>, Sorento li 2.0 Crdi 4Wd 2010>, Sorento li 2.2 Crdi 2009>, Sorento li 2.2 Crdi 4Wd 2009>, Sorento li 2.4 Cvt 2009>, Sorento li 2.4 Cvt 4Wd 2009>, Sorento li 2.4 Gdi 2012>, Sorento li 2.4 Gdi 4Wd 2012>

GS2331
REAR WHEEL SENSOR (RIGHT SIDE)
REPLACES / REEMPLAZA:
Hyundai: 956813J000; **Bremi:** 51279

APPLICATION / APLICACIÓN:
HYUNDAI: IX55 3.8 V6 4WD 2007>

KIA: Sorento II 2.4 CVVT 4WD 2009>

GS2332
REAR WHEEL SENSOR (LEFT SIDE)
REPLACES / REEMPLAZA:
Hyundai: 956803J000; **Bremi:** 51276

APPLICATION / APLICACIÓN:
HYUNDAI: IX55 3.8 V6 4WD 2007>

KIA: Sorento II 2.4 CVVT 4WD 2009>



GS2333

FRONT WHEEL SENSOR (RIGHT SIDE)

REPLACES / REEMPLAZA:

Hyundai: 956712B000, 956702B210; A.B.S.: 31061;

Meat & Doria: 90937

APPLICATION / APLICACIÓN:

HYUNDAI: Santa Fé li 2.0 Crdi 4X4 2006>, Santa Fé li 2.2 Crdi 2006>, Santa Fé li 2.2 Crdi 4X4 2006>, Santa Fé li 2.2 Crdi Gls 2006>, Santa Fé li 2.2 Crdi Gls 4X4 2006>, Santa Fé li 2.7 2006>, Santa Fé li 2.7 4X4 2006>, Santa Fé li 2.7 V6 Gls 2006>, Santa Fé li 2.7 V6 Gls 4X4 2006>



GS2334

FRONT WHEEL SENSOR (LEFT SIDE)

REPLACES / REEMPLAZA:

Hyundai: 956702B000

APPLICATION / APLICACIÓN:

HYUNDAI: Santa Fé li 2.0 Crdi 4X4 2006>, Santa Fé li 2.2 Crdi 2006>, Santa Fé li 2.2 Crdi 4X4 2006>, Santa Fé li 2.2 Crdi Gls 2006>, Santa Fé li 2.2 Crdi Gls 4X4 2006>, Santa Fé li 2.7 2006>, Santa Fé li 2.7 4X4 2006>, Santa Fé li 2.7 V6 Gls 2006>, Santa Fé li 2.7 V6 Gls 4X4 2006>



GS2335

REAR WHEEL SENSOR (LEFT SIDE)

REPLACES / REEMPLAZA:

Hyundai: 956802B000; A.B.S.: 30887;

Meat & Doria: 90499

APPLICATION / APLICACIÓN:

HYUNDAI: Santa Fé li 2.0 Crdi 2010>, Santa Fé li 2.0 Crdi 4X4 2010>, Santa Fé li 2.2 Crdi 2006>, Santa Fé li 2.2 Crdi 4X4 2006>, Santa Fé li 2.2 Crdi Gls 2006>, Santa Fé li 2.2 Crdi Gls 4X4 2006>, Santa Fé li 2.4 2010>, Santa Fé li 2.4 4X4 2010>, Santa Fé li 2.7 V6 Gls 2006>, Santa Fé li 2.7 V6 Gls 4X4 2006>



GS2336

FRONT WHEEL SENSOR (RIGHT SIDE)

REPLACES / REEMPLAZA:

Kia: 956712W000; A.B.S.: 31670; Meat & Doria: 90848, 90848E

APPLICATION / APLICACIÓN:

HYUNDAI: Grand Santa Fé 2.2 Crdi All-Wheel Drive 2013>, Grand Santa Fé 3.3 2014>, Grand Santa Fé 3.3 All-Wheel Drive 2014>, Santa Fé lii 2.0 Crdi 2009>, Santa Fé lii 2.0 Crdi 4Wd 2010>, Santa Fé lii 2.2 Crdi 2009>, Santa Fé lii 2.2 Crdi 4Wd 2009>, Santa Fé lii 2.4 2012>, Santa Fé lii 2.4 4Wd 2012>, Santa Fé lii 2.4 Cvvt 2012>, Santa Fé lii 2.4 Cvvt Awd 2012>, Santa Fé lii 2.4 Gdi 2012>, Santa Fé lii 2.4 Gdi 4Wd 2012>;

KIA: Sorento li 2.0 Crdi 2009>, Sorento li 2.0 Crdi 4Wd 2010>, Sorento li 2.2 Crdi 2009>, Sorento li 2.2 Crdi 4Wd 2009>, Sorento li 2.4 Cvvt 2012>, Sorento li 2.4 Cvvt 4Wd 2012>, Sorento li 2.4 Gdi 2012>, Sorento li 2.4 Gdi 4Wd 2012>, Sorento li 3.5 2013>, Sorento li 3.5 4Wd 2013>



GS2337

FRONT WHEEL SENSOR (LEFT SIDE)

REPLACES / REEMPLAZA:

Kia: 956702W000; A.B.S.: 31669; Meat & Doria: 90847, 90847E

APPLICATION / APLICACIÓN:

HYUNDAI: Grand Santa Fé 2.2 Crdi All-Wheel Drive 2013>, Grand Santa Fé 3.3 2014>, Grand Santa Fé 3.3 All-Wheel Drive 2014>, Santa Fé lii 2.0 Crdi 2009>, Santa Fé lii 2.0 Crdi 4Wd 2010>, Santa Fé lii 2.2 Crdi 2009>, Santa Fé lii 2.2 Crdi 4Wd 2009>, Santa Fé lii 2.4 2012>, Santa Fé lii 2.4 4Wd 2012>, Santa Fé lii 2.4 Cvvt 2012>, Santa Fé lii 2.4 Cvvt Awd 2012>, Santa Fé lii 2.4 Gdi 2012>, Santa Fé lii 2.4 Gdi 4Wd 2012>;

KIA: Sorento li 2.0 Crdi 2009>, Sorento li 2.0 Crdi 4Wd 2010>, Sorento li 2.2 Crdi 2009>, Sorento li 2.2 Crdi 4Wd 2009>, Sorento li 2.4 Cvvt 2012>, Sorento li 2.4 Cvvt 4Wd 2012>, Sorento li 2.4 Gdi 2012>, Sorento li 2.4 Gdi 4Wd 2012>, Sorento li 3.5 2013>, Sorento li 3.5 4Wd 2013>



GS2338

REAR WHEEL SENSOR (BOTH SIDES)

REPLACES / REEMPLAZA:

Kia: 956812W000, 956802W000; Meat & Doria: 90849, 90849E

APPLICATION / APLICACIÓN:

HYUNDAI: Grand Santa Fé 2.2 Crdi All-Wheel Drive 2013>, Grand Santa Fé 3.3 2014>, Grand Santa Fé 3.3 All-Wheel Drive 2014>, Santa Fé lii 2.0 Crdi 2009>, Santa Fé lii 2.0 Crdi 4Wd 2010>, Santa Fé lii 2.2 Crdi 2009>, Santa Fé lii 2.2 Crdi 4Wd 2009>, Santa Fé lii 2.4 2012>, Santa Fé lii 2.4 4Wd 2012>, Santa Fé lii 2.4 Cvvt 2012>, Santa Fé lii 2.4 Cvvt Awd 2012>, Santa Fé lii 2.4 Gdi 2012>, Santa Fé lii 2.4 Gdi 4Wd 2012>;

KIA: Sorento li 2.0 Crdi 2009>, Sorento li 2.0 Crdi 4Wd 2010>, Sorento li 2.2 Crdi 2009>, Sorento li 2.2 Crdi 4Wd 2009>, Sorento li 2.4 Cvvt 2012>, Sorento li 2.4 Cvvt 4Wd 2012>, Sorento li 2.4 Gdi 2012>, Sorento li 2.4 Gdi 4Wd 2012>, Sorento li 3.5 2013>, Sorento li 3.5 4Wd 2013>



GS2350

FRONT WHEEL SENSOR (BOTH SIDES)

REPLACES / REEMPLAZA:

Jac: 3630200U8010, 3630100U8010

APPLICATION / APLICACIÓN:

JAC: J3 2010>2015



GS2351

REAR WHEEL SENSOR (RIGHT SIDE)

REPLACES / REEMPLAZA:

Jac: 3630400U8010

APPLICATION / APLICACIÓN:

JAC: J3 2010>2015



GS2352

REAR WHEEL SENSOR (LEFT SIDE)

REPLACES / REEMPLAZA:

Jac: 3630300U8010

APPLICATION / APLICACIÓN:

JAC: J3 2010>2015



GS2353

FRONT WHEEL SENSOR (BOTH SIDES)

REPLACES / REEMPLAZA:

Jac: 3630040U2010, 3630010U2010

APPLICATION / APLICACIÓN:

JAC: J5 2011>2016, J6 2011>2016


GS2354
REAR WHEEL SENSOR (RIGHT SIDE)
REPLACES / REEMPLAZA:
Jac: 3630060U2010

APPLICATION / APLICACIÓN:
JAC: J5 2011>2016, J6 2011>2016

GS2358
FRONT WHEEL SENSOR (RIGHT SIDE)
REPLACES / REEMPLAZA:
Kia: 956713 E 010; **A.B.S.:** 30918; **Meat & Doria:** 90469

APPLICATION / APLICACIÓN:
KIA: Sorento I 2.4 2002>, Sorento I 2.5 Crdi 2002>, Sorento I 3.5 V6 4Wd 2002>

GS2359
FRONT WHEEL SENSOR (LEFT SIDE)
REPLACES / REEMPLAZA:
Kia: 956713 E 200; **A.B.S.:** 30917; **Delphi:** SS20642;

Meat & Doria: 90468

APPLICATION / APLICACIÓN:
KIA: Sorento I 2.4 2002>, Sorento I 2.5 Crdi 2002>, Sorento I 2.5 Crdi 4Wd 2006>, Sorento I 3.5 2002>, Sorento I 3.5 V6 4Wd 2002>

GS2361
REAR WHEEL SENSOR (LEFT SIDE)
REPLACES / REEMPLAZA:
Kia: 956813E200, 956813E101

APPLICATION / APLICACIÓN:
KIA: Sorento 3.5 EX Sport Utility 4-Door 2003>2006, Sorento 3.5 LX Sport Utility 4-Door 2003>2006

GS2362
FRONT WHEEL SENSOR (LEFT SIDE)
REPLACES / REEMPLAZA:
Mercedes Benz: 1685400017, A1685400017, 0265006370,

0265006369; Bosch: 0 265 006 370; **Delphi:** SS20292;

Meat & Doria: 90275; **Mobiletron:** AB-EU149

APPLICATION / APLICACIÓN:
MERCEDES-BENZ: A-Class A 140 (168.031, 168.131) 1997>2004, A-Class A 160 (168.033, 168.133) 1997>2004, A-Class A 160 CDI (168.006) 1997>2004, A-Class A 160 CDI (168.007) 1997>2004, A-Class A 170 CDI (168.008) 1997>2004, A-Class A 170 CDI (168.009, 168.109) 1997>2004, A-Class A 190 (168.032, 168.132) 1997>2004, A-Class A 210 (168.035, 168.135) 1997>2004, Vaneo 1.6 (414.700) 2002>2005, Vaneo 1.7 CDI (414.700) 2002>2005, Vaneo 1.9 (414.700) 2002>2005, A-Class A 190 Twin Engine 1997>2004

GS2363
FRONT WHEEL SENSOR (RIGHT SIDE)
REPLACES / REEMPLAZA:
Mercedes Benz: 1685400117, A1685400117, 0265006367,

0265006368; Bosch: 0 265 006 368; **Delphi:** SS20293;

Meat & Doria: 90276; **Mobiletron:** AB-EU215

APPLICATION / APLICACIÓN:
MERCEDES-BENZ: A-Class A 140 (168.031, 168.131) 1997>2004, A-Class A 160 (168.033, 168.133) 1997>2004, A-Class A 160 CDI (168.006) 1997>2004, A-Class A 160 CDI (168.007) 1997>2004, A-Class A 170 CDI (168.008) 1997>2004, A-Class A 170 CDI (168.009, 168.109) 1997>2004, A-Class A 190 (168.032, 168.132) 1997>2004, A-Class A 210 (168.035, 168.135) 1997>2004, Vaneo 1.6 (414.700) 2002>2005, Vaneo 1.7 CDI (414.700) 2002>2005, Vaneo 1.9 (414.700) 2002>2005, A-Class A 190 Twin Engine 1997>2004

GS2364
REAR WHEEL SENSOR (BOTH SIDES)
REPLACES / REEMPLAZA:
Mercedes Benz: 1685400317, A1685400317, 0265006371,

0265006372; Delphi: SS20137; **Meat & Doria:** 90277;

Mobiletron: AB-EU151

APPLICATION / APLICACIÓN:
MERCEDES-BENZ: A-Class A 140 (168.031, 168.131) 1997>2004, A-Class A 160 (168.033, 168.133) 1997>2004, A-Class A 160 CDI (168.006) 1997>2004, A-Class A 160 CDI (168.007) 1997>2004, A-Class A 170 CDI (168.008) 1997>2004, A-Class A 170 CDI (168.009, 168.109) 1997>2004, A-Class A 190 (168.032, 168.132) 1997>2004, A-Class A 190 Twin Engine 1997>2004, A-Class A 210 (168.035, 168.135) 1997>2004, Vaneo 1.6 (414.700) 2002>2005, Vaneo 1.7 CDI (414.700) 2002>2005, Vaneo 1.9 (414.700) 2002>2005

GS2365
FRONT WHEEL SENSOR (LEFT SIDE)
REPLACES / REEMPLAZA:
Kia: 598101M300; **Meat & Doria:** 90837, 90837E

APPLICATION / APLICACIÓN:
KIA: Cerato Ii Saloon 1.6 2010>, Cerato Ii Saloon 1.6 Cvt 2009>, Cerato Ii Saloon 2.0 2009>, Cerato Koup 1.6 Cvt 2009>, Cerato Koup 2.0 Cvt 2009>

GS2366
FRONT WHEEL SENSOR (LEFT SIDE)
REPLACES / REEMPLAZA:
Kia: 956713 E 300; **A.B.S.:** 31429; **Delphi:** SS20621;

Meat & Doria: 90352; **Mobiletron:** AB-KR035

APPLICATION / APLICACIÓN:
KIA: Sorento I 2.5 Crdi 2006>, Sorento I 2.5 Crdi 4Wd 2006>, Sorento I 3.3 V6 2006>

GS2367
FRONT WHEEL SENSOR (RIGHT SIDE)
REPLACES / REEMPLAZA:
Kia: 956713E310; **A.B.S.:** 31434; **Meat & Doria:** 90353

APPLICATION / APLICACIÓN:
KIA: Sorento I 2.4 2002>, Sorento I 2.5 Crdi 2002>, Sorento I 3.3 V6 2006>, Sorento I 3.3 V6 4Wd 2007>, Sorento I 3.5 V6 4Wd 2002>



GS2368

REAR WHEEL SENSOR (RIGHT SIDE)

REPLACES / REEMPLAZA:

Kia: 956813E410, 956813E300

APPLICATION / APLICACIÓN:

KIA: Sorento 3.3 Base Sport Utility 4-Door 2008>2009, Sorento 3.3 L Sport Utility 4-Door 2009, Sorento 3.3 LX Luxury Sport Utility 4-Door 2009, Sorento 3.3 LX Sport Utility 4-Door 2008>2009, Sorento 3.8 Base Sport Utility 4-Door 2007, Sorento 3.8 EX Sport Utility 4-Door 2007>2009, Sorento 3.8 Luxury Sport Utility 4-Door 2008, Sorento 3.8 LX Luxury Sport Utility 4-Door 2009, Sorento 3.8 LX Sport Utility 4-Door 2007



GS2369

REAR WHEEL SENSOR (LEFT SIDE)

REPLACES / REEMPLAZA:

Kia: 956813E400

APPLICATION / APLICACIÓN:

KIA: Sorento 3.3 Base Sport Utility 4-Door 2008>2009, Sorento 3.3 L Sport Utility 4-Door 2009, Sorento 3.3 LX Luxury Sport Utility 4-Door 2009, Sorento 3.3 LX Sport Utility 4-Door 2008>2009, Sorento 3.8 Base Sport Utility 4-Door 2007, Sorento 3.8 EX Sport Utility 4-Door 2007>2009, Sorento 3.8 LX Sport Utility 4-Door 2008, Sorento 3.8 LX Luxury Sport Utility 4-Door 2009, Sorento 3.8 LX Sport Utility 4-Door 2007



GS2370

FRONT WHEEL SENSOR (RIGHT SIDE)

REPLACES / REEMPLAZA:

Kia: 956712P000; **A.B.S.:** 31550; **Meat & Doria:** 90383

APPLICATION / APLICACIÓN:

KIA: Sorento li 2.2 Crdi 2009>, Sorento li 2.2 Crdi 4Wd 2009>, Sorento li 2.4 Cvvt 2009>, Sorento li 2.4 Cvvt 4Wd 2009>



GS2371

FRONT WHEEL SENSOR (LEFT SIDE)

REPLACES / REEMPLAZA:

Kia: 956702P000; **A.B.S.:** 31431; **Meat & Doria:** 90382

APPLICATION / APLICACIÓN:

KIA: Sorento li 2.2 Crdi 2009>, Sorento li 2.2 Crdi 4Wd 2009>, Sorento li 2.4 Cvvt 2009>, Sorento li 2.4 Cvvt 4Wd 2009>



GS2376

REAR WHEEL SENSOR (BOTH SIDES)

REPLACES / REEMPLAZA:

Land Rover: LR001057; **Delphi:** SS20373; **Meat & Doria:** 90610; **Mobiletron:** AB-EU249

APPLICATION / APLICACIÓN:

LAND ROVER: Freelander 2 2.0 Si4 4x4 2006>2014, Freelander 2 2.2 eD4 2006>2014, Freelander 2 2.2 SD4 4x4 2006>2014, Freelander 2 2.2 TD4 4x4 2006>2014, Freelander 2 3.2 4x4 2006>2014, Freelander 2 VAN 2.2 TD4 4x4 2006>2014



GS2377

FRONT WHEEL SENSOR (BOTH SIDES)

REPLACES / REEMPLAZA:

Land Rover: LR001056, LR024202; **Delphi:** SS20372; **Meat & Doria:** 90609; **Mobiletron:** AB-EU248

APPLICATION / APLICACIÓN:

LAND ROVER: Freelander 2 2.0 Si4 4x4 2006>2014, Freelander 2 2.2 eD4 2006>2014, Freelander 2 2.2 SD4 4x4 2006>2014, Freelander 2 2.2 TD4 4x4 2006>2014, Freelander 2 3.2 4x4 2006>2014, Freelander 2 VAN 2.2 TD4 4x4 2006>2014



GS2378

REAR WHEEL SENSOR (BOTH SIDES)

REPLACES / REEMPLAZA:

Land Rover: LR024203; **A.B.S.:** 31260; **Meat & Doria:** 90608; **Mobiletron:** AB-EU411

APPLICATION / APLICACIÓN:

LAND ROVER: Range Rover Evoque 2.0 4X4 2011>, Range Rover Evoque 2.0 D 2015>, Range Rover Evoque 2.0 D 4X4 2015>, Range Rover Evoque 2.2 D 2011>, Range Rover Evoque 2.2 D 4X4 2011>



GS2379

FRONT WHEEL SENSOR (BOTH SIDES)

REPLACES / REEMPLAZA:

Land Rover: 0265008266, LR013783, AH229E731AB; **Bosch:** 0 265 008 266; **Delphi:** SS20367; **Meat & Doria:** 90241; **Mobiletron:** AB-EU235

APPLICATION / APLICACIÓN:

LAND ROVER: Discovery Iv 2.7 Td 4X4 2009>, Discovery Iv 3.0 4X4 2013>, Discovery Iv 3.0 Sdv6 4X4 2009>, Discovery Iv 3.0 Td 4X4 2009>, Discovery Iv 4.0 4X4 2009>, Discovery Iv 5.0 4X4 2009>, Discovery Iv 5.0 V8 4X4 2009>, Discovery Iv Van 3.0 Td 4X4 2009>



GS2380

REAR WHEEL SENSOR (BOTH SIDES)

REPLACES / REEMPLAZA:

Land Rover: SSB500100, SSB500102, 0265007922, 0265007651; **Bosch:** 0 265 007 651, 0 265 007 922;

Delphi: SS20166; **A.B.S.:** 30569; **Meat & Doria:** 90239;

Mobiletron: AB-EU199

APPLICATION / APLICACIÓN:

LAND ROVER: Discovery Iii 2.7 Td 4X4 2004>2009, Discovery Iii 4.0 V6 4X4 2004>2009, Discovery Iii 4.4 4X4 2004>2009, Discovery Iv 2.7 Td 4X4 2009>, Discovery Iv 3.0 4X4 2013>, Discovery Iv 3.0 Sdv6 4X4 2009>, Discovery Iv 3.0 Td 4X4 2009>, Discovery Iv 5.0 V8 4X4 2009>, Range Rover Iii 3.6 D 4X4 2006>2012, Range Rover Iii 4.2 4X4 2005>2012, Range Rover Sport 2.7 D 4X4 2005>2013, Range Rover Sport 3.0 D 4X4 2009>2013, Range Rover Sport 3.6 D 4X4 2006>2013, Range Rover Sport 4.2 4X4 2005>2013, Range Rover Sport 4.4 4X4 2005>2013, Range Rover Sport 5.0 4X4 2009>2013, Range Rover Sport 3.0 Sdv6 4X4 2013>, Range Rover Sport 3.0 Sdv6 Hybrid 4X4 2013>, Range Rover Sport 3.0 Tdv6 4X4 2013>, Range Rover Sport 5.0 Scv6 4X4 2013>



GS2381

REAR WHEEL SENSOR (BOTH SIDES)

REPLACES / REEMPLAZA:

Land Rover: LR033457; **Bosch:** 0 265 009 326; **A.B.S.:** 31625

APPLICATION / APLICACIÓN:

LAND ROVER: Range Rover Iv 3.0 Scv6 4X4 2013>, Range Rover Iv 3.0 Sdv6 4X4 2012>, Range Rover Iv 3.0 Sdv6 Hybrid 4X4 2013>, Range Rover Iv 3.0 Tdv6 4X4 2012>, Range Rover Iv 4.4 Sdv8 4X4 2012>, Range Rover Iv 5.0 Scv8 4X4 2012>, Range Rover Iv 5.0 V8 4X4 2013>, Range Rover Sport 2.0 Sd4 4X4 2016>, Range Rover Sport 3.0 Scv6 4X4 2013>, Range Rover Sport 3.0 Sdv6 4X4 2012>, Range Rover Sport 3.0 Sdv6 Hybrid 4X4 2013>, Range Rover Sport 3.0 Tdv6 4X4 2012>, Range Rover Sport 4.4 Sdv8 4X4 2012>, Range Rover Sport 5.0 Scv8 4X4 2012>


GS2382
FRONT WHEEL SENSOR (BOTH SIDES)

REPLACES / REEMPLAZA:

Land Rover: LR033461; **Bosch:** 0 265 009 325;

A.B.S.: 31626

APPLICATION / APLICACIÓN:

LANDROVER: Range Rover Iv 3.0 Scv6 4X4 2013>, Range Rover Iv 3.0 Sdv6 4X4 2012>, Range Rover Iv 3.0 Sdv6 Hybrid 4X4 2013>, Range Rover Iv 3.0 Tdv6 4X4 2012>, Range Rover Iv 4.4 Sdv8 4X4 2012>, Range Rover Iv 5.0 Scv8 4X4 2012>, Range Rover Iv 5.0 V8 4X4 2013>, Range Rover Sport 2.0 Sd4 4X4 2016>, Range Rover Sport 3.0 Scv6 4X4 2013>, Range Rover Sport 3.0 Sdv6 4X4 2012>, Range Rover Sport 3.0 Sdv6 Hybrid 4X4 2013>, Range Rover Sport 3.0 Tdv6 4X4 2012>, Range Rover Sport 4.4 Sdv8 4X4 2012>, Range Rover Sport 5.0 Scv8 4X4 2012>

GS2383
FRONT WHEEL SENSOR

REPLACES / REEMPLAZA:

Bosch: 0 265 006 383

Renault: 7700411747, 7700415681

APPLICATION / APLICACIÓN:

Renault: Clio Mk2 hatch/van, Thalia

GS2384
FRONT WHEEL SENSOR (BOTH SIDES)

REPLACES / REEMPLAZA:

Land Rover: SSB000011, SSF500011, SSF000011;

A.B.S.: 30761; **Meat & Doria:** 90977;

Mobiletron: AB-EU196

APPLICATION / APLICACIÓN:

LANDROVER: Range Rover Iii 3.0 D 4X4 2002>, Range Rover Iii 3.6 D 4X4 2006>, Range Rover Iii 4.2 4X4 2005>, Range Rover Iii 4.4 4X4 2002>, Range Rover Iii 4.4 D 4X4 2010>, Range Rover Iii 5.0 4X4 2009>

GS2385
REAR WHEEL SENSOR (BOTH SIDES)

REPLACES / REEMPLAZA:

Land Rover: SSB500062, SSF000021; **A.B.S.:** 30762;

Meat & Doria: 90978; **Mobiletron:** AB-EU324

APPLICATION / APLICACIÓN:

LAND ROVER: Range Rover Iii 3.0 D 4X4 2002>, Range Rover Iii 4.2 4X4 2005>, Range Rover Iii 4.4 4X4 2002>

GS2388
REAR WHEEL SENSOR (BOTH SIDES)

REPLACES / REEMPLAZA:

Land Rover: SSW000020; **Delphi:** SS20340;

Mobiletron: AB-EU482

APPLICATION / APLICACIÓN:

LAND ROVER: Freelander 1.8 16V 4X4 1998>, Freelander 1.8 I 16V 4X4 1998>, Freelander 2.0 Di 4X4 1998>, Freelander 2.0 Td4 4X4 2000>, Freelander 2.5 V6 4X4 2000>, Freelander Soft Top 1.8 4X4 2000>, Freelander Soft Top 1.8 I 16V 4X4 1998>, Freelander Soft Top 2.0 Di 4X4 1998>, Freelander Soft Top 2.0 Td4 4X4 2000>, Freelander Soft Top 2.5 V6 4X4 2000>

GS2389
FRONT WHEEL SENSOR (BOTH SIDES)

REPLACES / REEMPLAZA:

Land Rover: SSW000010; **A.B.S.:** 30760;

Meat & Doria: 901024; **Mobiletron:** AB-EU202

APPLICATION / APLICACIÓN:

LAND ROVER: Freelander 1.8 16V 4X4 1998>, Freelander 1.8 I 16V 4X4 1998>, Freelander 2.0 Di 4X4 1998>, Freelander 2.0 Td4 4X4 2000>, Freelander 2.5 V6 4X4 2000>, Freelander Soft Top 1.8 4X4 2000>, Freelander Soft Top 1.8 I 16V 4X4 1998>, Freelander Soft Top 2.0 Di 4X4 1998>, Freelander Soft Top 2.0 Td4 4X4 2000>, Freelander Soft Top 2.5 V6 4X4 2000>

GS2391
REAR WHEEL SENSOR (BOTH SIDES)

REPLACES / REEMPLAZA:

Land Rover: SSW500060, SSW500080; **A.B.S.:** 31437

APPLICATION / APLICACIÓN:

LANDROVER: Defender Cabrio 2.2 Td4 4X4 2011>, Defender Cabrio 2.4 Td4 4X4 2007>, Defender Pickup 2.2 Td4 4X4 2011>, Defender Pickup 2.4 Td4 4X4 2007>, Defender Platform/Chassis 2.4 Td4 4X4 2007>, Defender Station Wagon 2.2 Td4 4X4 2011>, Defender Station Wagon 2.4 Td4 4X4 2007>, Defender Station Wagon 2.4 Td4 4X4 2006>

GS2392
FRONT WHEEL SENSOR (BOTH SIDES)

REPLACES / REEMPLAZA:

Mercedes-Benz: 2215400317, 2219050001, 2215401217, 2219055700, A22019050001, A2219055700, A2215400317, A2215401217, 0986594593; **Bosch:** 0 986 594 593;

Delphi: SS20542; **Meat & Doria:** 90651; **Mobiletron:** AB-EU292

APPLICATION / APLICACIÓN:

MERCEDES-BENZ: S-Class S 280 2006>, S-Class S 300 2006>, S-Class S 320 Cdi 2005>, S-Class S 350 2005>, S-Class S 350 Bluetec 2011>, S-Class S 350 Cdi 2009>, S-Class S 350 Cgi 2011>, S-Class S 400 Hybrid 2009>, S-Class S 420 Cdi 2006>, S-Class S 450 2005>, S-Class S 450 Cdi 2009>, S-Class S 500 2005>, S-Class S 500 Cgi 2011>, S-Class S 600 2005>, S-Class S 63 Amg 2011>, S-Class S 63 Amg 2006>, S-Class S 65 Amg 2005>, S-Class Coupe Cl 500 2006>, S-Class Coupe Cl 500 2011>, S-Class Coupe Cl 600 2006>, S-Class Coupe Cl 63 Amg 2010>, S-Class Coupe Cl 63 Amg 2006>, S-Class Coupe Cl 65 Amg 2006>

GS2393

REAR WHEEL SENSOR (BOTH SIDES)

REPLACES / REEMPLAZA:

Mercedes-Benz: 2215400117, 2219056000, A2215400117, A2219056000, 0986594592; **Bosch:** 0 986 594 592; **Delphi:** SS20541; **Meat & Doria:** 90652; **Mobiletron:** AB-EU236

APPLICATION / APLICACIÓN:

MERCEDES-BENZ: S-Class S 280 2006>, S-Class S 300 2006>, S-Class S 320 Cdi 2005>, S-Class S 320 Cdi 4-Matic 2005>, S-Class S 350 2005>, S-Class S 350 4-Matic 2008>, S-Class S 420 Cdi 2006>, S-Class S 450 2005>, S-Class S 450 4-Matic 2005>, S-Class S 450 Cdi 2009>, S-Class S 500 2005>, S-Class S 500 4-Matic 2005>, S-Class S 600 2005>, S-Class S 63 Amg 2006>, S-Class S 65 Amg 2005>, S-Class Coupe Cl 500 2006>, S-Class Coupe Cl 500 4-Matic 2008>, S-Class Coupe Cl 600 2006>, S-Class Coupe Cl 63 Amg 2006>, S-Class Coupe Cl 65 Amg 2006>



GS2394

FRONT WHEEL SENSOR (BOTH SIDES)

REPLACES / REEMPLAZA:

Mercedes-Benz: 2205400217, 2205400117, A2205400217, A2205400117, 0265007001, 0265007002; **Meat & Doria:** 90135

APPLICATION / APLICACIÓN:

MERCEDES-BENZ: S-Class S 280 1998>, S-Class S 320 1998>, S-Class S 320 Cdi 2002>, S-Class S 320 Cdi 1999>, S-Class S 350 2002>, S-Class S 400 Cdi 2000>, S-Class S 430 1998>, S-Class S 500 1998>, S-Class S 55 Amg 1999>, S-Class S 55 Amg Kompressor 2002>, S-Class S 600 2000>, S-Class Coupe Cl 500 1999>, S-Class Coupe Cl 55 Amg 1999>, S-Class Coupe Cl 55 Amg Kompressor 2002>, S-Class Coupe Cl 600 1999>



GS2395

REAR WHEEL SENSOR (LEFT SIDE)

REPLACES / REEMPLAZA:

Mercedes-Benz: 2205400417, A2205400417, 225401717, A225401717, 0265007007, 0265007008, 0265007121;

Delphi: SS20237; **Meat & Doria:** 90137; **Mobiletron:** AB-EU086

APPLICATION / APLICACIÓN:

MERCEDES-BENZ: S-Class S 280 1998>, S-Class S 320 1998>, S-Class S 320 Cdi 2002>, S-Class S 320 Cdi 1999>, S-Class S 350 2002>, S-Class S 350 4-Matic 2003>, S-Class S 400 Cdi 2000>, S-Class S 430 1998>, S-Class S 430 4-Matic 2002>, S-Class S 500 1998>, S-Class S 500 4-Matic 2002>, S-Class S 55 Amg 1999>, S-Class S 55 Amg Kompressor 2002>, S-Class S 600 2002>, S-Class S 600 2000>, S-Class S 65 Amg 2004>, S-Class Coupe Cl 500 1999>, S-Class Coupe Cl 55 Amg 1999>, S-Class Coupe Cl 600 2002>, S-Class Coupe Cl 600 1999>



GS2396

REAR WHEEL SENSOR (RIGHT SIDE)

REPLACES / REEMPLAZA:

Mercedes-Benz: 2205400517, A2205400517, 2205401817, A2205401817, 0265007006, 0265007005, 0265007123;

Bosch: 0 265 007 006; **Delphi:** SS20220; **Meat & Doria:** 90136; **Mobiletron:** AB-EU125

APPLICATION / APLICACIÓN:

MERCEDES-BENZ: S-Class S 280 1998>, S-Class S 320 1998>, S-Class S 320 Cdi 2002>, S-Class S 320 Cdi 1999>, S-Class S 350 2002>, S-Class S 350 4-Matic 2003>, S-Class S 400 Cdi 2000>, S-Class S 430 1998>, S-Class S 430 4-Matic 2002>, S-Class S 500 1998>, S-Class S 500 4-Matic 2002>, S-Class S 55 Amg 1999>, S-Class S 600 2000>, S-Class S 65 Amg 2004>, S-Class Coupe Cl 500 1999>, S-Class Coupe Cl 55 Amg 1999>, S-Class Coupe Cl 600 1999>



GS2397

FRONT WHEEL SENSOR (BOTH SIDES)

REPLACES / REEMPLAZA:

Mercedes-Benz: 2045400117, A2045400117, 2035400417, A2035400417, 2045400517, 0986594545, 0986594543, 2049057900, A2049052905, 2049052905, 0986594548;

Bosch: 0 986 594 545; **Delphi:** SS20124; **MM:** 172100084010; **Meat & Doria:** 90205; **Mobiletron:** AB-EU150

APPLICATION / APLICACIÓN:

MERCEDES-BENZ: C-Class C 180 Cdi 2011>, C-Class C 180 Cgi 2007>, C-Class C 180 Kompressor 2008>, C-Class C 180 Kompressor 2007>, C-Class C 200 2011>, C-Class C 200 Cdi 2011>, C-Class C 200 Cdi 2007>, C-Class C 200 Cgi 2007>, C-Class C 200 Kompressor 2007>, C-Class C 220 Cdi 2008>, C-Class C 220 Cdi 2007>, C-Class C 230 2007>, C-Class C 230 4-Matic 2007>, C-Class C 250 Cdi 2008>, C-Class C 250 Cgi 2009>, C-Class C 280 2007>, C-Class C 280 4-Matic 2007>, C-Class C 300 2009>, C-Class C 300 4-Matic 2007>, C-Class C 320 Cdi 2007>, C-Class C 350 2007>, C-Class C 350 4-Matic 2007>, C-Class C 350 Cdi 2009>, C-Class C 350 Cgi 2008>, C-Class T-Model C 180 Cgi 2009>, C-Class T-Model C 180 Kompressor 2008>, C-Class T-Model C 180 Kompressor 2007>, C-Class T-Model C 200 Cdi 2007>, C-Class T-Model C 200 Cgi 2007>, C-Class T-Model C 200 Kompressor 2007>, C-Class T-Model C 220 Cdi 2008>, C-Class T-Model C 220 Cdi 2007>, C-Class T-Model C 230 2007>, C-Class T-Model C 250 Cdi 2009>, C-Class T-Model C 250 Cgi 2009>, C-Class T-Model C 280 2007>, C-Class T-Model C 300 2007>, C-Class T-Model C 320 Cdi 2007>, C-Class T-Model C 350 2007>, C-Class T-Model C 350 Cdi 2007>



GS2398

REAR WHEEL SENSOR (LEFT SIDE)

REPLACES / REEMPLAZA:

Mercedes-Benz: 2035400117, 2035401317, A2035401317, 1715400117, A1715400117, 1725400617, 0986594541, 0986594549

APPLICATION / APLICACIÓN:

MERCEDES-BENZ: Slk 200 Kompressor 2004>, Slk 200 Kompressor 2008>, Slk 280 2005>, Slk 300 2009>, Slk 350 2004>, Slk 350 2008>, Slk 55 Amg 2004>



GS2399

REAR WHEEL SENSOR (BOTH SIDES)

REPLACES / REEMPLAZA:

Mercedes-Benz: 20454001317, A20454001317, 2045401317, A2045401317, 0986594546, 0986594547; **Bosch:** 0 986 594 547; **Delphi:** SS20499; **Meat & Doria:** 90637; **Mobiletron:** AB-EU472

APPLICATION / APLICACION:

MERCEDES-BENZ: Glk-Class 200 2013>, Glk-Class 200 Cdi 2010>, Glk-Class 220 Cdi 2008>, Glk-Class 220 Cdi 4-Matic 2008>, Glk-Class 250 2013>, Glk-Class 250 4-Matic 2013>, Glk-Class 250 Cdi 4-Matic 2009>, Glk-Class 280 4-Matic 2008>, Glk-Class 300 4-Matic 2009>, Glk-Class 320 Cdi 4-Matic 2008>, Glk-Class 350 2009>, Glk-Class 350 4-Matic 2008>, Glk-Class 350 Cdi 4-Matic 2009>, Glk-Class 350 Cdi 4-Matic 2012>



GS2400

REAR WHEEL SENSOR (RIGHT SIDE)

REPLACES / REEMPLAZA:

Mercedes-Benz: 2035401417, 2035400217, A2035401517, 1715400217, A1715400217, 1725400717, 0986594542, 0986594550; **Bosch:** 0 986 594 542; **Delphi:** SS20224; **Meat & Doria:** 90183; **Mobiletron:** AB-EU085

APPLICATION / APLICACION:

MERCEDES-BENZ: C-Class 3.5 2005>, C-Class C 180 2000>, C-Class C 180 Kompressor 2002>, C-Class C 200 Cdi 2000>, C-Class C 200 Cdi 2003>, C-Class C 200 Cgi Kompressor 2003>, C-Class C 200 Kompressor 2002>, C-Class C 220 Cdi 2000>, C-Class C 220 Cdi 2003>, C-Class C 230 2005>, C-Class C 230 Kompressor 2004>, C-Class C 240 2000>, C-Class C 240 4-Matic 2002>, C-Class C 270 Cdi 2000>, C-Class C 280 2005>, C-Class C 280 4-Matic 2005>, C-Class C 30 Cdi Amg 2003>, C-Class C 32 Amg Kompressor 2001>, C-Class C 320 2000>, C-Class C 320 4-Matic 2002>, C-Class C 320 Cdi 2005>, C-Class C 350 2005>, C-Class C 350 4-Matic 2005>, C-Class C 55 Amg 2004>, C-Class Coupe C 160 Kompressor 2002>, C-Class Coupe C 180 2001>, C-Class Coupe C 180 Kompressor 2002>, C-Class Coupe C 200 Cdi 2003>, C-Class Coupe C 200 Cgi Kompressor 2003>, C-Class Coupe C 200 Kompressor 2002>, C-Class Coupe C 200 Kompressor 2001>, C-Class Coupe C 220 2002>, C-Class Coupe C 220 Cdi 2001>, C-Class Coupe C 220 Cdi 2004>, C-Class Coupe C 230 2005>, C-Class Coupe C 230 Kompressor 2002>, C-Class Coupe C 230 Kompressor 2001>, C-Class Coupe C 30 Cdi Amg 2002>, C-Class Coupe C 32 Amg Kompressor 2002>, C-Class Coupe C 320 2002>, C-Class Coupe C 350 2005>, C-Class T-Model C 180 2001>, C-Class T-Model C 180 Kompressor 2002>, C-Class T-Model C 200 Cdi 2001>, C-Class T-Model C 200 Cgi Kompressor 2003>, C-Class T-Model C 200 Kompressor 2002>, C-Class T-Model C 200 Kompressor 2001>, C-Class T-Model C 220 Cdi 2001>, C-Class T-Model C 220 Cdi 2004>, C-Class T-Model C 230 2005>, C-Class T-Model C 230 Kompressor 2004>, C-Class T-Model C 240 2001>, C-Class T-Model C 240 4-Matic 2002>, C-Class T-Model C 270 Cdi 2001>, C-Class T-Model C 280 2005>, C-Class T-Model C 280 4-Matic 2005>, C-Class T-Model C 30 Cdi Amg 2003>, C-Class T-Model C 32 Amg Kompressor 2001>, C-Class T-Model C 320 2001>, C-Class T-Model C 320 4-Matic 2002>, C-Class T-Model C 320 Cdi 2005>, C-Class T-Model C 350 2005>, C-Class T-Model C 350 4-Matic 2005>, C-Class T-Model C 55 Amg 2004>, Clc-Class Clc 160 2009>, Clc-Class Clc 180 Kompressor 2008>, Clc-Class Clc 200 Cdi 2008>, Clc-Class Clc 200 Kompressor 2008>, Clc-Class Clc 220 Cdi 2008>, Clc-Class Clc 230 2008>, Clc-Class Clc 350 2008>, Clk 200 Cgi 2003>, Clk 200 Kompressor 2006>, Clk 200 Kompressor 2002>, Clk 220 Cdi 2005>, Clk 240 2002>, Clk 270 Cdi 2002>, Clk 280 2005>, Clk 320 2002>, Clk 320 Cdi 2005>, Clk 350 2005>, Clk 500 2006>, Clk 500 2002>, Clk 55 Amg 2002>, Clk 63 Amg 2006>, Clk Convertible Clk 200 Kompressor 2006>, Clk Convertible Clk 200 Kompressor 2003>, Clk Convertible Clk 240 2003>, Clk Convertible Clk 280 2005>, Clk Convertible Clk 320 2003>, Clk Convertible Clk 320 Cdi 2005>, Clk Convertible Clk 350 2005>, Clk Convertible Clk 500 2006>, Clk Convertible Clk 500 2003>, Clk Convertible Clk 55 Amg 2002>, Clk Convertible Clk 63 Amg 2006>



GS2401

FRONT WHEEL SENSOR (BOTH SIDES)

REPLACES / REEMPLAZA:

Mercedes-Benz: 2115401317; **Mobiletron:** 172100103010, AB-EU101; **Meat & Doria:** 90278

APPLICATION / APLICACION:

MERCEDES-BENZ: Cls Cls 280 2008>, Cls Cls 300 2009>, Cls Cls 320 Cdi 2005>, Cls Cls 350 2004>, Cls Cls 350 2006>, Cls Cls 350 Cdi 2009>, Cls Cls 500 2006>, Cls Cls 500 2004>, Cls Cls 55 Amg 2005>, Cls Cls 63 Amg 2006>, E-Class E 200 Cdi 2002>, E-Class E 200 Cdi 2006>, E-Class E 200 Kompressor 2006>, E-Class E 200 Kompressor 2002>, E-Class E 200 Ngt 2004>, E-Class E 220 Cdi 2003>, E-Class E 220 Cdi 2002>, E-Class E 220 Cdi 2006>, E-Class E 230 2007>, E-Class E 240 2002>, E-Class E 270 Cdi 2002>, E-Class E 280 2005>, E-Class E 280 4-Matic 2006>, E-Class E 280 Cdi 2005>, E-Class E 280 Cdi 2004>, E-Class E 280 Cdi 4-Matic 2005>, E-Class E 300 Bluetec 2007>, E-Class E 320 2002>, E-Class E 320 Cdi 2005>, E-Class E 320 Cdi 2002>, E-Class E 320 Cdi 4-Matic 2005>, E-Class E 350 2005>, E-Class E 350 4-Matic 2005>, E-Class E 350 Cgi 2007>, E-Class E 400 Cdi 2003>, E-Class E 420 Cdi 2006>, E-Class E 500 2002>, E-Class E 500 2006>, E-Class E 500 4-Matic 2006>, E-Class E 55 Amg Kompressor 2002>, E-Class E 63 Amg 2006>, E-Class T-Model 350 Cgi 2006>, E-Class T-Model E 200 Cdi 2006>, E-Class T-Model E 200 Kompressor 2006>, E-Class T-Model E 200 T Kompressor 2003>, E-Class T-Model E 220 Cdi 2003>, E-Class T-Model E 220 T Cdi 2003>, E-Class T-Model E 220 T Cdi 2006>, E-Class T-Model E 230 T 2007>, E-Class T-Model E 240 T 2003>, E-Class T-Model E 270 T Cdi 2003>, E-Class T-Model E 280 T 2005>, E-Class T-Model E 280 T 4-Matic 2005>, E-Class T-Model E 280 T Cdi 2005>, E-Class T-Model E 280 T Cdi 2004>, E-Class T-Model E 280 T Cdi 4-Matic 2005>, E-Class T-Model E 320 T 2003>, E-Class T-Model E 320 T Cdi 2005>, E-Class T-Model E 320 T Cdi 2003>, E-Class T-Model E 320 T Cdi 4-Matic 2005>, E-Class T-Model E 350 T 2005>, E-Class T-Model E 350 T 4-Matic 2005>, E-Class T-Model E 500 T 2003>, E-Class T-Model E 500 T 2006>, E-Class T-Model E 500 T 4-Matic 2006>, E-Class T-Model E 55 T Amg Kompressor 2003>, E-Class T-Model E 63 Amg 2006>, Sl 55 Amg 2006>, Sl 55 Amg 2001>, Sl 55 Amg Kompressor 2002>, Sl 65 Amg 2004>, Sl 65 Amg Black Series 2008>



GS2402

REAR WHEEL SENSOR (BOTH SIDES)

REPLACES / REEMPLAZA:

Mercedes-Benz: 2115403017, A2115402417, 2115401917, A2115401217, 2115402417, A2115401917, A2115403017, 2125400317, A2125400317, 0986594563, 0265008047; **Bosch:** 0 265 007 500, 0 986 594 563; **Delphi:** SS20229; **MM:** 172100104010; **Meat & Doria:** 90279; **Mobiletron:** AB-EU219

APPLICATION / APLICACION:

MERCEDES-BENZ: E-Class E 200 Cdi 2002>, E-Class E 200 Ngt 2004>, E-Class E 220 Cdi 2002>, E-Class E 240 4-Matic 2003>, E-Class E 270 Cdi 2002>, E-Class E 320 4-Matic 2003>, E-Class E 320 Cdi 2002>, E-Class E 400 Cdi 2003>, E-Class E 500 4-Matic 2003>, E-Class E 55 Amg Kompressor 2002>, E-Class Platparam/Chassis E 220 Cdi 2003>, E-Class Platparam/Chassis E 270 Cdi 2003>, E-Class T-Model E 200 T Kompressor 2003>, E-Class T-Model E 220 Cdi 2003>, E-Class T-Model E 220 T Cdi 2003>, E-Class T-Model E 240 T 2003>, E-Class T-Model E 240 T 4-Matic 2003>, E-Class T-Model E 270 T Cdi 2003>, E-Class T-Model E 320 T 2003>, E-Class T-Model E 320 T 4-Matic 2003>, E-Class T-Model E 320 T Cdi 2003>, E-Class T-Model E 500 T 2003>, E-Class T-Model E 500 T 4-Matic 2003>, E-Class T-Model E 55 T Amg Kompressor 2003>





GS2403

FRONT WHEEL SENSOR (RIGHT SIDE)

REPLACES / REEMPLAZA:

Mercedes-Benz: 2125400217, A2125400217, 0265008133; **Bosch:** 0 265 008 133; **A.B.S.:** 31405; **Mobiletron:** AB-EU363

APPLICATION / APLICACIÓN:

MERCEDES-BENZ: Cls Cls 250 Cdi / Bluetec / D 2011>, Cls Cls 350 2011>, Cls Cls 350 Bluetec / D 2013>, Cls Cls 350 Cdi / D 2011>, Cls Cls 500 2011>, Cls Cls 63 Amg 2011>, Cls Shooting Brake Cls 250 Cdi / Bluetec / D 2012>, Cls Shooting Brake Cls 350 2012>, Cls Shooting Brake Cls 350 Cdi / D 2012>, Cls Shooting Brake Cls 500 2012>, Cls Shooting Brake Cls 63 Amg 2012>, Cls Shooting Brake Cls 63 Amg 2013>, E-Class E 200 Cdi / Bluetec 2009>, E-Class E 200 Cgi 2009>, E-Class E 200 Ngt 2011>, E-Class E 220 Cdi 2009>, E-Class E 220 Cdi / Bluetec 2009>, E-Class E 250 Cdi / Bluetec 2009>, E-Class E 250 Cgi 2009>, E-Class E 300 2009>, E-Class E 300 2011>, E-Class E 300 Cdi 2009>, E-Class E 300 Cdi / Bluetec 2011>, E-Class E 350 2009>, E-Class E 350 2011>, E-Class E 350 Bluetec 2009>, E-Class E 350 Cdi 2011>, E-Class E 350 Cdi 2009>, E-Class E 350 Cgi 2009>, E-Class E 500 2009>, E-Class E 500 2011>, E-Class E 63 Amg 2011>, E-Class E 63 Amg 2009>, E-Class T-Model E 200 Cdi / Bluetec 2009>, E-Class T-Model E 200 Cgi 2009>, E-Class T-Model E 220 Cdi 2009>, E-Class T-Model E 220 Cdi / Bluetec 2009>, E-Class T-Model E 250 Cdi / Bluetec 2009>, E-Class T-Model E 250 Cgi 2009>, E-Class T-Model E 300 2009>, E-Class T-Model E 300 2011>, E-Class T-Model E 300 Cdi 2009>, E-Class T-Model E 300 Cdi / Bluetec 2009>, E-Class T-Model E 350 2009>, E-Class T-Model E 350 2011>, E-Class T-Model E 350 Bluetec 2012>, E-Class T-Model E 350 Bluetec 2009>, E-Class T-Model E 350 Cdi 2014>, E-Class T-Model E 350 Cdi 2011>, E-Class T-Model E 350 Cdi 2009>, E-Class T-Model E 350 Cgi 2009>, E-Class T-Model E 500 2009>, E-Class T-Model E 500 2011>, E-Class T-Model E 63 Amg 2011>, E-Class T-Model E 63 Amg 2009>



GS2404

FRONT WHEEL SENSOR (LEFT SIDE)

REPLACES / REEMPLAZA:

Mercedes-Benz: 2125400117, A2125400117; **Bosch:** 0 265 008 135; **A.B.S.:** 31471

APPLICATION / APLICACIÓN:

MERCEDES-BENZ: Cls Cls 250 Cdi / Bluetec / D 2011>, Cls Cls 350 2011>, Cls Cls 350 Bluetec / D 2013>, Cls Cls 350 Cdi / D 2011>, Cls Cls 500 2011>, Cls Cls 63 Amg 2011>, Cls Shooting Brake Cls 250 Cdi / Bluetec / D 2012>, Cls Shooting Brake Cls 350 2012>, Cls Shooting Brake Cls 350 Cdi / D 2012>, Cls Shooting Brake Cls 500 2012>, Cls Shooting Brake Cls 63 Amg 2012>, Cls Shooting Brake Cls 63 Amg 2013>, E-Class E 200 Cdi / Bluetec 2009>, E-Class E 200 Cgi 2009>, E-Class E 200 Ngt 2011>, E-Class E 220 Cdi 2009>, E-Class E 220 Cdi / Bluetec 2009>, E-Class E 250 Cdi / Bluetec 2009>, E-Class E 250 Cgi 2009>, E-Class E 300 2009>, E-Class E 300 2011>, E-Class E 300 Cdi 2009>, E-Class E 300 Cdi / Bluetec 2011>, E-Class E 350 2009>, E-Class E 350 2011>, E-Class E 350 Bluetec 2009>, E-Class E 350 Cdi 2011>, E-Class E 350 Cdi 2009>, E-Class E 350 Cgi 2009>, E-Class E 500 2009>, E-Class E 500 2011>, E-Class E 63 Amg 2011>, E-Class E 63 Amg 2009>, E-Class T-Model E 200 Cdi / Bluetec 2009>, E-Class T-Model E 200 Cgi 2009>, E-Class T-Model E 220 Cdi 2009>, E-Class T-Model E 220 Cdi / Bluetec 2009>, E-Class T-Model E 250 Cdi / Bluetec 2009>, E-Class T-Model E 250 Cgi 2009>, E-Class T-Model E 300 2009>, E-Class T-Model E 300 2011>, E-Class T-Model E 300 Cdi 2009>, E-Class T-Model E 300 Cdi / Bluetec 2009>, E-Class T-Model E 350 2009>, E-Class T-Model E 350 2011>, E-Class T-Model E 350 Bluetec 2012>, E-Class T-Model E 350 Bluetec 2009>, E-Class T-Model E 350 Cdi 2014>, E-Class T-Model E 350 Cdi 2011>, E-Class T-Model E 350 Cdi 2009>, E-Class T-Model E 350 Cgi 2009>, E-Class T-Model E 500 2009>, E-Class T-Model E 500 2011>, E-Class T-Model E 63 Amg 2011>, E-Class T-Model E 63 Amg 2009>



GS2405

FRONT WHEEL SENSOR (BOTH SIDES)

REPLACES / REEMPLAZA:

Mercedes-Benz: 1644405141, 1644405541, 1645400917, 1645401617, 1649058200; **Meat & Doria:** 90574;

Mobiletron: AB-EU360

APPLICATION / APLICACIÓN:

MERCEDES-BENZ: Gl-Class Gl 320 Cdi / 350 Bluetec 4-Matic 2009>, Gl-Class Gl 320 Cdi 4-Matic 2006>, Gl-Class Gl 350 Cdi 4-Matic 2009>, Gl-Class Gl 350 Cdi 4-Matic 2010>, Gl-Class Gl 420 Cdi 4-Matic 2006>, Gl-Class Gl 450 4-Matic 2006>, Gl-Class Gl 450 Cdi 4-Matic 2009>, Gl-Class Gl 500 4-Matic 2006>, M-Class Mi 280 Cdi 4-Matic 2005>, M-Class Mi 300 Cdi 4-Matic 2009>, M-Class Mi 300 Cdi 4-Matic 2009>, M-Class Mi 300 Cdi 4-Matic 2010>, M-Class Mi 320 Cdi 4-Matic 2005>, M-Class Mi 350 4-Matic 2005>, M-Class Mi 350 Cdi 4-Matic 2009>, M-Class Mi 420 Cdi 4-Matic 2006>, M-Class Mi 450 Cdi 4-Matic 2009>, M-Class Mi 500 4-Matic 2007>, M-Class Mi 500 4-Matic 2005>, M-Class Mi 63 Amg 4-Matic 2006>



GS2406

REAR WHEEL SENSOR (BOTH SIDES)

REPLACES / REEMPLAZA:

Mercedes-Benz: 1644405641, 1645400717, 1649058300, 1644405241, A1645400717; **Meat & Doria:** 90575

APPLICATION / APLICACIÓN:

MERCEDES-BENZ: Gl-Class Gl 320 Cdi 4-Matic 2006>, Gl-Class Gl 350 Cdi 4-Matic 2009>, Gl-Class Gl 420 Cdi 4-Matic 2006>, Gl-Class Gl 450 4-Matic 2006>, Gl-Class Gl 450 Cdi 4-Matic 2009>, Gl-Class Gl 500 4-Matic 2006>, M-Class Mi 280 Cdi 4-Matic 2005>, M-Class Mi 300 Cdi 4-Matic 2009>, M-Class Mi 320 Cdi 4-Matic 2005>, M-Class Mi 350 4-Matic 2005>, M-Class Mi 350 Cdi 4-Matic 2009>, M-Class Mi 420 Cdi 4-Matic 2006>, M-Class Mi 500 4-Matic 2007>, M-Class Mi 500 4-Matic 2005>, M-Class Mi 63 Amg 4-Matic 2006>, R-Class R 280 2007>, R-Class R 280 Cdi 2006>, R-Class R 280 Cdi 4-Matic 2006>, R-Class R 300 2009>, R-Class R 300 Cdi 2009>, R-Class R 300 Cdi 4-Matic 2009>, R-Class R 320 Cdi 4-Matic 2006>, R-Class R 350 2007>, R-Class R 350 4-Matic 2005>, R-Class R 350 Cdi 4-Matic 2009>, R-Class R 350 Cdi 4-Matic 2006>, R-Class R 500 4-Matic 2005>, R-Class R 63 Amg 4-Matic 2006>



GS2407

FRONT WHEEL SENSOR (BOTH SIDES)

REPLACES / REEMPLAZA:

Mercedes-Benz: 1665400217, 1669054002; **A.B.S.:** 31428; **Bosch:** 0 986 594 649

APPLICATION / APLICACIÓN:

MERCEDES-BENZ: Gl-Class Gl 350 Cdi / Bluetec 4-Matic 2012>, Gl-Class Gl 400 4-Matic 2013>, Gl-Class Gl 450 4-Matic 2012>, Gl-Class Gl 500 4-Matic 2012>, Gl-Class Gl 63 Amg 4-Matic 2012>, Gle 250 D 2015>, Gle 250 D 4-Matic 2015>, Gle 320 4-Matic 2015>, Gle 350 D 4-Matic 2015>, Gle 400 4-Matic 2015>, Gle 450 Amg 4-Matic 2015>, Gle 500 4-Matic 2015>, Gle 500 E 4-Matic 2015>, Gle Amg 43 4-Matic 2016>, Gle Amg 63 4-Matic 2015>, Gle Amg 63 S 4-Matic 2015>, Gle Coupe 350 D 4-Matic 2015>, Gle Coupe 350 D 4-Matic 2017>, Gle Coupe 400 4-Matic 2015>, Gle Coupe 450 Amg 4-Matic 2015>, Gle Coupe 500 4-Matic 2015>, Gle Coupe Amg 43 4-Matic 2016>, Gle Coupe Amg 63 4-Matic 2015>, Gle Coupe Amg 63 S 4-Matic 2015>, GlS 350 D 4-Matic 2015>, GlS 400 4-Matic 2015>, GlS 500 4-Matic 2015>, GlS Amg 63 4-Matic 2015>, M-Class Mi 250 Cdi / Bluetec 4-Matic 2011>, M-Class Mi 300 4-Matic 2012>, M-Class Mi 350 4-Matic 2011>, M-Class Mi 350 Bluetec 4-Matic 2011>, M-Class Mi 400 4-Matic 2013>, M-Class Mi 500 4-Matic 2012>, M-Class Mi 63 Amg 4-Matic 2011>

GS2408

REAR WHEEL SENSOR (BOTH SIDES)

REPLACES / REEMPLAZA:

Mercedes-Benz: 1669052701, 1669054102; A.B.S.: 31427; Bosch: 0 986 594 650

APPLICATION / APLICACIÓN:

MERCEDES-BENZ: Gl-Class Gl 350 Cdi / Bluetec 4-Matic 2012>, Gl-Class Gl 400 4-Matic 2013>, Gl-Class Gl 500 4-Matic 2012>, Gl-Class Gl 63 Amg 4-Matic 2012>, Gle 250 D 2015>, Gle 250 D 4-Matic 2015>, Gle 320 4-Matic 2015>, Gle 350 D 4-Matic 2015>, Gle 400 4-Matic 2015>, Gle 450 Amg 4-Matic 2015>, Gle 500 4-Matic 2015>, Gle 500 E 4-Matic 2015>, Gle Amg 43 4-Matic 2016>, Gle Amg 63 4-Matic 2015>, Gle Amg 63 S 4-Matic 2015>, Gle Coupe 350 D 4-Matic 2015>, Gle Coupe 350 D 4-Matic 2017>, Gle Coupe 400 4-Matic 2015>, Gle Coupe 450 Amg 4-Matic 2015>, Gle Coupe 500 4-Matic 2015>, Gle Coupe Amg 43 4-Matic 2016>, Gle Coupe Amg 63 4-Matic 2015>, Gle Coupe Amg 63 S 4-Matic 2015>, GlS 350 D 4-Matic 2015>, GlS 400 4-Matic 2015>, GlS 500 4-Matic 2015>, GlS Amg 63 4-Matic 2015>, M-Class Ml 250 Cdi / Bluetec 4-Matic 2011>, M-Class Ml 300 4-Matic 2012>, M-Class Ml 350 4-Matic 2011>, M-Class Ml 350 Bluetec 4-Matic 2011>, M-Class Ml 350 Cdi 4-Matic 2011>, M-Class Ml 400 4-Matic 2013>, M-Class Ml 500 4-Matic 2012>, M-Class Ml 63 Amg 4-Matic 2011>



GS2409

REAR WHEEL SENSOR (LEFT SIDE)

REPLACES / REEMPLAZA:

Mercedes-Benz: A9065401117, 9065401117, A9065404317, 9065404317, A9069051001, 9069051001, 0265009340; Bosch: 0 265 009 340; Hitachi: 131440

APPLICATION / APLICACIÓN:

MERCEDES-BENZ: Sprinter 4,6-T Box 411 Cdi 2009>, Sprinter 4,6-T Box 413 Cdi 2006>, Sprinter 4,6-T Box 414 Cdi 2016>, Sprinter 4,6-T Box 414 Cdi 4X4 2016>, Sprinter 4,6-T Box 415 Cdi 2009>, Sprinter 4,6-T Box 416 Cdi 2009>, Sprinter 4,6-T Box 419 Cdi 2009>, Sprinter 4,6-T Box 424 2006>, Sprinter 4,6-T Bus 415 Cdi 2009>, Sprinter 4,6-T Platparam/Chassis 411 Cdi 2009>, Sprinter 4,6-T Platparam/Chassis 413 Cdi 2009>, Sprinter 4,6-T Platparam/Chassis 414 Cdi 2016>, Sprinter 4,6-T Platparam/Chassis 415 Cdi 2006>, Sprinter 4,6-T Platparam/Chassis 416 Cdi 2009>, Sprinter 4,6-T Platparam/Chassis 418 Cdi 2006>, Sprinter 4,6-T Platparam/Chassis 419 Cdi 2009>, Sprinter 4,6-T Platparam/Chassis 424 2006>, Sprinter 4-T Platparam/Chassis 414 Cdi Rwd 2018>, Sprinter 5-T Box 509 Cdi 2006>, Sprinter 5-T Box 510 Cdi 2009>, Sprinter 5-T Box 511 Cdi 2006>, Sprinter 5-T Box 511 Cdi 4X4 2006>, Sprinter 5-T Box 513 Cdi 2006>, Sprinter 5-T Box 513 Cdi 4X4 2006>, Sprinter 5-T Box 514 Cdi 2016>, Sprinter 5-T Box 514 Cdi 4X4 2016>, Sprinter 5-T Box 515 Cdi 2006>, Sprinter 5-T Box 515 Cdi 2011>, Sprinter 5-T Box 515 Cdi 4X4 2006>, Sprinter 5-T Box 516 2009>, Sprinter 5-T Box 516 Cdi 2009>, Sprinter 5-T Box 516 Cdi 4X4 2006>, Sprinter 5-T Box 518 Cdi 2006>, Sprinter 5-T Box 518 Cdi 4X4 2006>, Sprinter 5-T Box 519 Cdi / Bluetec 2009>, Sprinter 5-T Box 519 Cdi / Bluetec 4X4 2009>, Sprinter 5-T Box 524 2006>, Sprinter 5-T Bus 513 Cdi 2006>, Sprinter 5-T Bus 515 Cdi 2006>, Sprinter 5-T Bus 516 Cdi 2009>, Sprinter 5-T Bus 519 Cdi / Bluetec 2009>, Sprinter 5-T Platparam/Chassis 509 Cdi 2006>, Sprinter 5-T Platparam/Chassis 510 Cdi 2009>, Sprinter 5-T Platparam/Chassis 511 Cdi 2006>, Sprinter 5-T Platparam/Chassis 511 Cdi 4X4 2006>, Sprinter 5-T Platparam/Chassis 513 Cdi 2006>, Sprinter 5-T Platparam/Chassis 513 Cdi 4X4 2011>, Sprinter 5-T Platparam/Chassis 514 Cdi 2016>, Sprinter 5-T Platparam/Chassis 514 Cdi 4X4 2016>, Sprinter 5-T Platparam/Chassis 515 Cdi 2006>, Sprinter 5-T Platparam/Chassis 515 Cdi 4X4 2006>, Sprinter 5-T Platparam/Chassis 516 2008>, Sprinter 5-T Platparam/Chassis 516 Cdi 2009>, Sprinter 5-T Platparam/Chassis 516 Cdi 4X4 2011>, Sprinter 5-T Platparam/Chassis 516 NgT 2008>, Sprinter 5-T Platparam/Chassis 518 Cdi 2006>, Sprinter 5-T Platparam/Chassis 518 Cdi 4X4 2006>, Sprinter 5-T Platparam/Chassis 519 Cdi / Bluetec 2009>, Sprinter 5-T Platparam/Chassis 519 Cdi / Bluetec 4X4 2009>, Sprinter 5-T Platparam/Chassis 524 2006>; **VW:** Crafter 30-50 Box 2.0 Tdi 2011>, Crafter 30-50 Box 2.0 Tdi 4Motion 2011>, Crafter 30-50 Box 2.5 Tdi 2006>, Crafter 30-50 Platparam/Chassis 2.0 Tdi 2011>, Crafter 30-50 Platparam/Chassis 2.0 Tdi 4Motion 2011>



GS2410

REAR WHEEL SENSOR (LEFT SIDE)

REPLACES / REEMPLAZA:

Mercedes-Benz: A9065401217, A9065404417, 0265009341; A.B.S.: 31528; Bosch: 0 265 009 341

APPLICATION / APLICACIÓN:

MERCEDES-BENZ: Sprinter 4,6-T Box 411 Cdi 2009>, Sprinter 4,6-T Box 413 Cdi 2006>, Sprinter 4,6-T Box 414 Cdi 2016>, Sprinter 4,6-T Box 414 Cdi 4X4 2016>, Sprinter 4,6-T Box 415 Cdi 2009>, Sprinter 4,6-T Box 416 Cdi 2009>, Sprinter 4,6-T Box 419 Cdi 2009>, Sprinter 4,6-T Box 424 2006>, Sprinter 4,6-T Bus 415 Cdi 2006>, Sprinter 4,6-T Platform/Chassis 411 Cdi 2009>, Sprinter 4,6-T Platform/Chassis 413 Cdi 2009>, Sprinter 4,6-T Platform/Chassis 414 Cdi 2016>, Sprinter 4,6-T Platform/Chassis 415 Cdi 2006>, Sprinter 4,6-T Platform/Chassis 416 Cdi 2009>, Sprinter 4,6-T Platform/Chassis 418 Cdi 2006>, Sprinter 4,6-T Platform/Chassis 419 Cdi 2009>, Sprinter 4,6-T Platform/Chassis 424 2006>, Sprinter 4-T Platform/Chassis 414 Cdi Rwd 2018>, Sprinter 5-T Box 509 Cdi 2006>, Sprinter 5-T Box 510 Cdi 2009>, Sprinter 5-T Box 511 Cdi 2006>, Sprinter 5-T Box 511 Cdi 4X4 2006>, Sprinter 5-T Box 513 Cdi 2006>, Sprinter 5-T Box 513 Cdi 4X4 2006>, Sprinter 5-T Box 514 Cdi 2016>, Sprinter 5-T Box 514 Cdi 4X4 2016>, Sprinter 5-T Box 515 Cdi 2006>, Sprinter 5-T Box 515 Cdi 2011>, Sprinter 5-T Box 515 Cdi 4X4 2006>, Sprinter 5-T Box 516 2009>, Sprinter 5-T Box 516 Cdi 2009>, Sprinter 5-T Box 516 Cdi 4X4 2006>, Sprinter 5-T Box 518 Cdi 2006>, Sprinter 5-T Box 518 Cdi 4X4 2006>, Sprinter 5-T Box 519 Cdi / Bluetec 2009>, Sprinter 5-T Box 519 Cdi / Bluetec 4X4 2009>, Sprinter 5-T Box 524 2006>, Sprinter 5-T Bus 513 Cdi 2006>, Sprinter 5-T Bus 515 Cdi 2006>, Sprinter 5-T Bus 516 Cdi 2009>, Sprinter 5-T Bus 519 Cdi / Bluetec 2009>, Sprinter 5-T Platform/Chassis 509 Cdi 2006>, Sprinter 5-T Platform/Chassis 510 Cdi 2009>, Sprinter 5-T Platform/Chassis 511 Cdi 2006>, Sprinter 5-T Platform/Chassis 511 Cdi 4X4 2006>, Sprinter 5-T Platform/Chassis 513 Cdi 2006>, Sprinter 5-T Platform/Chassis 513 Cdi 4X4 2011>, Sprinter 5-T Platform/Chassis 514 Cdi 2016>, Sprinter 5-T Platform/Chassis 514 Cdi 4X4 2016>, Sprinter 5-T Platform/Chassis 515 Cdi 2006>, Sprinter 5-T Platform/Chassis 515 Cdi 4X4 2006>, Sprinter 5-T Platform/Chassis 516 2008>, Sprinter 5-T Platform/Chassis 516 Cdi 2009>, Sprinter 5-T Platform/Chassis 516 Cdi 4X4 2011>, Sprinter 5-T Platform/Chassis 516 NgT 2008>, Sprinter 5-T Platform/Chassis 518 Cdi 2006>, Sprinter 5-T Platform/Chassis 518 Cdi 4X4 2006>, Sprinter 5-T Platform/Chassis 519 Cdi / Bluetec 2009>, Sprinter 5-T Platform/Chassis 519 Cdi / Bluetec 4X4 2009>, Sprinter 5-T Platform/Chassis 524 2006>; **VW:** Crafter 30-50 Box 2.0 Tdi 2011>, Crafter 30-50 Box 2.0 Tdi 4Motion 2011>, Crafter 30-50 Box 2.5 Tdi 2006>, Crafter 30-50 Platform/Chassis 2.0 Tdi 2011>, Crafter 30-50 Platform/Chassis 2.0 Tdi 4Motion 2011>, Crafter 30-50 Platform/Chassis 2.5 Tdi 2006>





GS2413

FRONT WHEEL SENSOR (BOTH SIDES)

REPLACES / REEMPLAZA:

Mercedes-Benz: 9015421717, 9015420817, A9015421717, A9015420817, 2D0927807, 0265004009, 9015420318, A9015420318; **Bosch:** 0 265 004 009; **Delphi:** SS20210; **Cargo:** 181912; **Meat & Doria:** 90197; **Mobiletron:** AB-EU389

APPLICATION / APLICACIÓN:

MERCEDES-BENZ: Sprinter 2-T Box 208 Cdi 2000>, Sprinter 2-T Box 208 D 1995>, Sprinter 2-T Box 210 D 1997>, Sprinter 2-T Box 211 Cdi 2000>, Sprinter 2-T Box 212 D 1995>, Sprinter 2-T Box 213 Cdi 2000>, Sprinter 2-T Box 214 1995>, Sprinter 2-T Box 214 NgT 1995>, Sprinter 2-T Box 216 Cdi 2000>, Sprinter 2-T Box 208 Cdi 2000>, Sprinter 2-T Bus 208 D 1995>, Sprinter 2-T Bus 210 D 1997>, Sprinter 2-T Bus 211 Cdi 2000>, Sprinter 2-T Bus 212 D 1995>, Sprinter 2-T Bus 213 Cdi 2000>, Sprinter 2-T Bus 214 1995>, Sprinter 2-T Bus 214 NgT 1995>, Sprinter 2-T Bus 216 Cdi 2000>, Sprinter 2-T Platparam/Chassis 208 Cdi 2000>, Sprinter 2-T Platparam/Chassis 208 D 1995>, Sprinter 2-T Platparam/Chassis 210 D 1997>, Sprinter 2-T Platparam/Chassis 211 Cdi 2000>, Sprinter 2-T Platparam/Chassis 212 D 1995>, Sprinter 2-T Platparam/Chassis 213 Cdi 2000>, Sprinter 2-T Platparam/Chassis 214 1995>, Sprinter 2-T Platparam/Chassis 214 NgT 1995>, Sprinter 2-T Platparam/Chassis 216 Cdi 2000>, Sprinter 3-T Box 308 Cdi 2000>, Sprinter 3-T Box 308 D 2.3 1995>, Sprinter 3-T Box 310 D 2.9 1995>, Sprinter 3-T Box 310 D 2.9 4X4 1997>, Sprinter 3-T Box 311 Cdi 2000>, Sprinter 3-T Box 311 Cdi 4X4 2002>, Sprinter 3-T Box 312 D 2.9 1995>, Sprinter 3-T Box 312 D 2.9 4X4 1997>, Sprinter 3-T Box 313 Cdi 2000>, Sprinter 3-T Box 313 Cdi 4X4 2002>, Sprinter 3-T Box 314 1995>, Sprinter 3-T Box 314 4X4 2002>, Sprinter 3-T Box 314 NgT 1995>, Sprinter 3-T Box 316 Cdi 2000>, Sprinter 3-T Box 316 Cdi 4X4 2002>, Sprinter 3-T Bus 308 Cdi 2000>, Sprinter 3-T Bus 308 D 1995>, Sprinter 3-T Bus 308 D 1997>, Sprinter 3-T Bus 310 D 1997>, Sprinter 3-T Bus 310 D 4X4 1997>, Sprinter 3-T Bus 311 Cdi 2000>, Sprinter 3-T Bus 311 Cdi 4X4 2002>, Sprinter 3-T Bus 312 D 2.9 1995>, Sprinter 3-T Bus 312 D 2.9 4X4 1997>, Sprinter 3-T Bus 313 Cdi 2000>, Sprinter 3-T Bus 313 Cdi 4X4 2002>, Sprinter 3-T Bus 314 1995>, Sprinter 3-T Bus 314 4X4 2002>, Sprinter 3-T Bus 314 NgT 1995>, Sprinter 3-T Bus 316 Cdi 2000>, Sprinter 3-T Bus 316 Cdi 4X4 2002>, Sprinter 3-T Platparam/Chassis 308 Cdi 2000>, Sprinter 3-T Platparam/Chassis 308 D 2.3 1995>, Sprinter 3-T Platparam/Chassis 310 D 2.9 1995>, Sprinter 3-T Platparam/Chassis 311 Cdi 2000>, Sprinter 3-T Platparam/Chassis 311 Cdi 4X4 2002>, Sprinter 3-T Platparam/Chassis 312 D 2.9 1995>, Sprinter 3-T Platparam/Chassis 312 D 2.9 1998>, Sprinter 3-T Platparam/Chassis 313 Cdi 2000>, Sprinter 3-T Platparam/Chassis 313 Cdi 4X4 2002>, Sprinter 3-T Platparam/Chassis 314 1995>, Sprinter 3-T Platparam/Chassis 314 4X4 2002>, Sprinter 3-T Platparam/Chassis 314 NgT 1995>, Sprinter 3-T Platparam/Chassis 316 Cdi 2000>, Sprinter 3-T Platparam/Chassis 316 Cdi 4X4 2002>, Sprinter 4-T Box 408 Cdi 2000>, Sprinter 4-T Box 408 D 1996>, Sprinter 4-T Box 410 D 1996>, Sprinter 4-T Box 410 D 4X4 1997>, Sprinter 4-T Box 411 Cdi 2000>, Sprinter 4-T Box 411 Cdi 4X4 2000>, Sprinter 4-T Box 412 D 1996>, Sprinter 4-T Box 412 D 4X4 1997>, Sprinter 4-T Box 413 Cdi 2000>, Sprinter 4-T Box 413 Cdi 4X4 2000>, Sprinter 4-T Box 413 Cdi 4X4 2000>, Sprinter 4-T Box 414 1996>, Sprinter 4-T Box 414 4X4 2000>, Sprinter 4-T Box 414 4X4 1997>, Sprinter 4-T Box 414 D 4X4 1997>, Sprinter 4-T Box 416 Cdi 2000>, Sprinter 4-T Box 416 Cdi 4X4 2000>, Sprinter 4-T Bus 408 Cdi 2000>, Sprinter 4-T Bus 411 Cdi 2000>, Sprinter 4-T Bus 413 Cdi 2000>, Sprinter 4-T Bus 414 1996>, Sprinter 4-T Bus 416 Cdi 2000>, Sprinter 4-T Platparam/Chassis 408 Cdi 2000>, Sprinter 4-T Platparam/Chassis 408 D 1996>, Sprinter 4-T Platparam/Chassis 410 D 1996>, Sprinter 4-T Platparam/Chassis 410 D 4X4 1997>, Sprinter 4-T Platparam/Chassis 411 Cdi 2000>, Sprinter 4-T Platparam/Chassis 411 Cdi 4X4 2000>, Sprinter 4-T Platparam/Chassis 412 D 1996>, Sprinter 4-T Platparam/Chassis 412 D 4X4 1997>, Sprinter 4-T Platparam/Chassis 413 Cdi 2000>, Sprinter 4-T Platparam/Chassis 413 Cdi 4X4 2000>, Sprinter 4-T Platparam/Chassis 414 1995>, Sprinter 4-T Platparam/Chassis 414 4X4 1997>, Sprinter 4-T Platparam/Chassis 416 Cdi 2000>, Sprinter 4-T Platparam/Chassis 416 Cdi 4X4 2000>, Sprinter 5-T Platparam/Chassis 616 Cdi 2001>, Sprinter Dump Truck 616 Cdi 2001>;

VW: Lt 28-35 li Bus 2.3 1996>, Lt 28-35 li Bus 2.5 Sdi 1996>, Lt 28-35 li Bus 2.5 Tdi 1996>, Lt 28-35 li Bus 2.8 Tdi 1997>, Lt 28-46 li Box 2.3 1996>, Lt 28-46 li Box 2.5 Sdi 1996>, Lt 28-46 li Box 2.5 Tdi 1996>, Lt 28-46 li Box 2.8 Tdi 1997>, Lt 28-46 li Platparam/Chassis 2.3 1996>, Lt 28-46 li Platparam/Chassis 2.5 Sdi 1996>, Lt 28-46 li Platparam/Chassis 2.5 Tdi 1996>, Lt 28-46 li Platparam/Chassis 2.8 Tdi 1997>



GS2414

FRONT WHEEL SENSOR (BOTH SIDES)

REPLACES / REEMPLAZA:

Mercedes-Benz: 1725400017, 1729056101;
A.B.S.: 31502; **Meat & Doria:** 90902, 90902E

APPLICATION / APLICACIÓN:

MERCEDES-BENZ: Slc 180 2016>, Slc 200 2015>, Slc 250 D 2016>, Slc 300 2015>, Slc Amg Slc 43 2016>, Slk 200 2015>, Slk 200 2011>, Slk 250 2011>, Slk 250 Cdi / D 2012>, Slk 300 2015>, Slk 350 2011>, Slk 55 Amg 2012>



GS2415

FRONT WHEEL SENSOR (BOTH SIDES)

REPLACES / REEMPLAZA:

Mercedes-Benz: 1695401417, A1695401417, 0265007478, 0265007477; **A.B.S.:** 31455; **Mobiletron:** AB-EU432

APPLICATION / APLICACIÓN:

MERCEDES-BENZ: A-Class A 150 2004>, A-Class A 160 2009>, A-Class A 160 Cdi 2004>, A-Class A 170 2004>, A-Class A 180 2009>, A-Class A 180 Cdi 2004>, A-Class A 200 2004>, A-Class A 200 Cdi 2004>, A-Class A 200 Turbo 2005>, A-Class E-Cell 2010>, B-Class B 150 2005>, B-Class B 160 2009>, B-Class B 170 2005>, B-Class B 170 NgT 2008>, B-Class B 180 2009>, B-Class B 180 Cdi 2005>, B-Class B 180 NgT 2008>, B-Class B 200 2005>, B-Class B 200 Cdi 2005>, B-Class B 200 Turbo 2005>, B-Class F-Cell 2010>



GS2416

REAR WHEEL SENSOR (BOTH SIDES)

REPLACES / REEMPLAZA:

Mercedes-Benz: A1695400817, A1695401217, A1695401517; **Bosch:** 0 265 007 480; **A.B.S.:** 31456

APPLICATION / APLICACIÓN:

MERCEDES BENZ: A200 2004>2012, B180 Sports Tourer 2009>2011, B200 Sports Tourer 2005>2011



GS2417

FRONT WHEEL SENSOR (BOTH SIDES)

REPLACES / REEMPLAZA:

Mercedes-Benz: 2465402510, A2465402510; **Meat & Doria:** 90542; **Mobiletron:** AB-EU250

APPLICATION / APLICACIÓN:

MERCEDES-BENZ: A-Class A 160 2015>, A-Class A 160 Cdi / D 2013>, A-Class A 180 2012>, A-Class A 180 Cdi 2012>, A-Class A 180 Cdi / D 2012>, A-Class A 200 2012>, A-Class A 200 Cdi 2012>, A-Class A 200 Cdi / D 2014>, A-Class A 200 Cdi / D 4-Matic 2014>, A-Class A 220 4-Matic 2014>, A-Class A 220 Cdi 2012>, A-Class A 220 Cdi 4-Matic 2014>, A-Class A 220 D 2015>, A-Class A 220 D 4-Matic 2015>, A-Class A 250 2012>, A-Class A 250 2015>, A-Class A 250 4-Matic 2013>, A-Class A 250 4-Matic 2015>, A-Class A 45 Amg 4-Matic 2013>, A-Class Amg A 45 4-Matic 2015>, B-Class B 160 2015>, B-Class B 160 Cdi / D 2013>, B-Class B 180 2011>, B-Class B 180 Cdi 2011>, B-Class B 180 Cdi / D 2013>, B-Class B 200 2011>, B-Class B 200 Cdi 2011>, B-Class B 200 Cdi / D 2014>, B-Class B 200 Cdi / D 4-Matic 2014>, B-Class B 200 Natural Gas Drive / B 200 C 2012>, B-Class B 220 4-Matic 2013>, B-Class B 220 Cdi / D 2011>, B-Class B 220 Cdi / D 4-Matic 2014>, B-Class B 250 2012>, B-Class B 250 4-Matic 2014>, B-Class Electric Drive / B 250 E 2014>, Cla Coupe Amg Cla 45 4-Matic 2015>, Cla Coupe Cla 180 2013>, Cla Coupe Cla 180 Cdi / D 2013>, Cla Coupe Cla 200 2013>, Cla Coupe Cla 200 Cdi 2013>, Cla Coupe Cla 200 Cdi / D 2014>, Cla Coupe Cla 200 Cdi / D 4-Matic 2014>, Cla Coupe Cla 220 Cdi / D 2013>, Cla Coupe Cla 220 Cdi / D 4-Matic 2014>, Cla Coupe Cla 220 Cdi 4-Matic 2014>, Cla Coupe Cla 250 2015>, Cla Coupe Cla 250 4-Matic 2013>, Cla Coupe Cla 250 4-Matic 2015>, Cla Shooting Brake Amg Cla 45 4-Matic 2015>, Cla Shooting Brake Cla 180 2015>, Cla Shooting Brake Cla 180 D 2015>, Cla Shooting Brake Cla 200 2015>, Cla Shooting Brake Cla 200 Cdi / D 2015>, Cla Shooting Brake Cla 200 Cdi / D 4-Matic 2015>, Cla Shooting Brake Cla 220 Cdi / D 2015>, Cla Shooting Brake Cla 220 Cdi / D 4-Matic 2015>, Cla Shooting Brake Cla 250 2015>, Cla Shooting Brake Cla 250 4-Matic 2015>, Cla Shooting Brake Cla 45 Amg 4-Matic 2015>, Gla-Class Amg Gla 45 4-Matic 2015>, Gla-Class Gla 180 2015>, Gla-Class Gla 180 Cdi / D 2014>, Gla-Class Gla 200 2013>, Gla-Class Gla 200 Cdi / D 2013>, Gla-Class Gla 200 Cdi 4-Matic 2013>, Gla-Class Gla 220 Cdi 2013>, Gla-Class Gla 220 Cdi / D 2013>, Gla-Class Gla 220 Cdi / D 4-Matic 2013>, Gla-Class Gla 220 Cdi 4-Matic 2013>, Gla-Class Gla 220 D 2015>, Gla-Class Gla 220 D 4-Matic 2015>, Gla-Class Gla 250 2013>, Gla-Class Gla 250 4-Matic 2013>, Gla-Class Gla 45 Amg 4-Matic 2014>



GS2418

REAR WHEEL SENSOR (BOTH SIDES)

REPLACES / REEMPLAZA:

Mercedes-Benz: 2465400417, A2465400417, A2469059402; A.B.S.: 31457; **Meat & Doria:** 31457; **Mobiletron:** B-EU473

APPLICATION / APLICACIÓN:

FORD: Transit Box 2.0 Di 2000>, Transit Box 2.0 Tdci 2002>, Transit Box 2.3 16V Rwd 2001>, Transit Box 2.3 Bifuel 2001>, Transit Box 2.4 Di 2000>, Transit Box 2.4 Di Rwd 2000>, Transit Box 2.4 Tdci 2004>, Transit Box 2.4 Tde 2001>, Transit Bus 2.0 Di 2000>, Transit Bus 2.0 Tdci 2002>, Transit Bus 2.2 Tdci 2006>, Transit Bus 2.2 Tdci Rwd 2011>, Transit Bus 2.3 16V Rwd 2000>, Transit Bus 2.4 Di 2000>, Transit Bus 2.4 Di Rwd 2000>, Transit Bus 2.4 Tdci 2004>, Transit Bus 2.4 Tdci 4X4 2006>, Transit Bus 2.4 Tde 2001>, Transit Bus 3.2 Tdci 2008>, Transit Platform/Chassis 2.0 Di 2000>, Transit Platform/Chassis 2.0 Tdci 2002>, Transit Platform/Chassis 2.3 16V 2001>, Transit Platform/Chassis 2.4 Di 2000>, Transit Platform/Chassis 2.4 Tdci 2004>, Transit Platform/Chassis 2.4 Tde 2001>



GS2419

REAR WHEEL SENSOR (BOTH SIDES)

REPLACES / REEMPLAZA:

Mini Cooper: 3452679320, 34526851501, 0265007808

APPLICATION / APLICACIÓN:

MINI: Mini Cooper 2006>, Mini Cooper D 2006>, Mini Cooper S 2006>, Mini Cooper S John Cooper Works 2006>, Mini Cooper Sd 2009>, Mini John Cooper Works 2007>, Mini John Cooper Works Gp 2012>, Mini One 2006>, Mini One D 2009>, Mini One Lpg 2009>, Mini Clubman Cooper 2006>, Mini Clubman Cooper D 2006>, Mini Clubman Cooper S 2006>, Mini Clubman Cooper S John Cooper Works 2006>, Mini Clubman Cooper Sd 2009>, Mini Clubman John Cooper Works 2007>, Mini Clubman One 2006>, Mini Clubman One D 2009>, Mini Clubvan Cooper 2006>, Mini Clubvan Cooper D 2006>, Mini Clubvan One 2006>, Mini Convertible Cooper 2006>, Mini Convertible Cooper D 2006>, Mini Convertible Cooper S 2006>, Mini Convertible Cooper Sd 2009>, Mini Convertible John Cooper Works 2007>, Mini Convertible One 2006>, Mini Coupe Cooper 2006>, Mini Coupe Cooper S 2006>, Mini Coupe Cooper S Jcw 2010>, Mini Coupe Cooper Sd 2009>, Mini Coupe John Cooper Works 2007>, Mini Roadster Cooper 2006>, Mini Roadster Cooper S 2006>, Mini Roadster Cooper S Jcw 2010>, Mini Roadster Cooper Sd 2009>, Mini Roadster John Cooper Works 2007>



GS2420

FRONT WHEEL SENSOR (BOTH SIDES)

REPLACES / REEMPLAZA:

Mini Cooper: 34526793819, 345268515000, 0265007807; **Bosch:** 0 265 007 807

APPLICATION / APLICACIÓN:

MINI: Mini Cooper 2006>, Mini Cooper D 2006>, Mini Cooper S 2006>, Mini Cooper S John Cooper Works 2006>, Mini Cooper Sd 2009>, Mini John Cooper Works 2007>, Mini John Cooper Works Gp 2012>, Mini One 2006>, Mini One D 2009>, Mini One Lpg 2009>, Mini Clubman Cooper 2006>, Mini Clubman Cooper D 2006>, Mini Clubman Cooper S 2006>, Mini Clubman Cooper S John Cooper Works 2006>, Mini Clubman Cooper Sd 2009>, Mini Clubman John Cooper Works 2007>, Mini Clubman One 2006>, Mini Clubman One D 2009>, Mini Clubvan Cooper 2006>, Mini Clubvan Cooper D 2006>, Mini Clubvan One 2006>, Mini Convertible Cooper 2006>, Mini Convertible Cooper D 2006>, Mini Convertible Cooper S 2006>, Mini Convertible Cooper Sd 2009>, Mini Convertible John Cooper Works 2007>, Mini Convertible One 2006>, Mini Coupe Cooper 2006>, Mini Coupe Cooper S 2006>, Mini Coupe Cooper S Jcw 2010>, Mini Coupe Cooper Sd 2009>, Mini Coupe John Cooper Works 2007>, Mini Roadster Cooper 2006>, Mini Roadster Cooper S 2006>, Mini Roadster Cooper S Jcw 2010>, Mini Roadster Cooper Sd 2009>, Mini Roadster John Cooper Works 2007>



GS2421

REAR WHEEL SENSOR (BOTH SIDES)

REPLACES / REEMPLAZA:

Mini Cooper: 34529804590, 34529809194; **Bosch:** 0 265 008 525; **A.B.S.:** 31202

APPLICATION / APLICACIÓN:

MINI: Mini Countryman Cooper 2010>, Mini Countryman Cooper All4 2012>, Mini Countryman Cooper D 2010>, Mini Countryman Cooper D All4 2010>, Mini Countryman Cooper S 2010>, Mini Countryman Cooper S All4 2010>, Mini Countryman Cooper Sd 2011>, Mini Countryman Cooper Sd All4 2011>, Mini Countryman John Cooper Works All4 2012>, Mini Countryman One 2010>, Mini Countryman One D 2010>, Mini Paceman Cooper 2010>, Mini Paceman Cooper All4 2012>, Mini Paceman Cooper D 2010>, Mini Paceman Cooper D All4 2010>, Mini Paceman Cooper S 2010>, Mini Paceman Cooper S All4 2010>, Mini Paceman Cooper Sd 2011>, Mini Paceman Cooper Sd All4 2011>, Mini Paceman John Cooper Works 2013>


GS2422
FRONT WHEEL SENSOR (BOTH SIDES)
REPLACES / REEMPLAZA:
Mini Cooper: 34529804589, 34529808193; **Bosch:** 0 265 008 526; **Delphi:** SS20557; **A.B.S.:** 31201

APPLICATION / APLICACIÓN:
MINI: Mini Countryman Cooper 2010>, Mini Countryman Cooper All4 2012>, Mini Countryman Cooper D 2010>, Mini Countryman Cooper D All4 2010>, Mini Countryman Cooper S 2010>, Mini Countryman Cooper S All4 2010>, Mini Countryman Cooper Sd 2011>, Mini Countryman Cooper Sd All4 2012>, Mini Countryman John Cooper Works All4 2012>, Mini Countryman One 2010>, Mini Countryman One D 2010>, Mini Paceman Cooper 2010>, Mini Paceman Cooper All4 2012>, Mini Paceman Cooper D 2010>, Mini Paceman Cooper D All4 2010>, Mini Paceman Cooper S 2010>, Mini Paceman Cooper S All4 2010>, Mini Paceman Cooper Sd 2011>, Mini Paceman Cooper Sd All4 2011>, Mini Paceman John Cooper Works 2013>

GS2423
FRONT WHEEL SENSOR (LEFT SIDE)
REPLACES / REEMPLAZA:
Nissan: 479117Z760, 479117Z700; **Vemo:** V38-72-0177

APPLICATION / APLICACIÓN:
NISSAN: Frontier 2.4 XE Crew Cab Pickup 4-Door 2001>2002, Frontier 2.4 XE Extended Cab Pickup 2-Door 2001>2002, Frontier 2.4 XE Standard Cab Pickup 2-Door 2001, Frontier 3.3 SC Crew Cab Pickup 4-Door 2001>2004, Frontier 3.3 SC Extended Cab Pickup 2-Door 2001>2004, Frontier 3.3 SE Crew Cab Pickup 4-Door 2001>2003, Frontier 3.3 SE Extended Cab Pickup 2-Door 2001>2003, Frontier 3.3 SVE Crew Cab Pickup 4-Door 2002>2004, Frontier 3.3 SVE Extended Cab Pickup 2-Door 2002>2004, Frontier 3.3 XE Crew Cab Pickup 4-Door 2001>2004, Frontier 3.3 XE Extended Cab Pickup 2-Door 2001>2004, Frontier 3.3 XE Standard Cab Pickup 2-Door 2001, Xterra 3.3 SE Sport Utility 4-Door 2001>2004, Xterra 3.3 XE Sport Utility 4-Door 2001>2004

GS2424
FRONT WHEEL SENSOR (RIGHT SIDE)
REPLACES / REEMPLAZA:
Nissan: 479107Z700, 479107Z760; **Vemo:** V38-72-0168

APPLICATION / APLICACIÓN:
NISSAN: Frontier 2.4 XE Crew Cab Pickup 4-Door 2001>2002, Frontier 2.4 XE Extended Cab Pickup 2-Door 2001>2002, Frontier 2.4 XE Standard Cab Pickup 2-Door 2001, Frontier 3.3 SC Crew Cab Pickup 4-Door 2001>2004, Frontier 3.3 SC Extended Cab Pickup 2-Door 2001>2004, Frontier 3.3 SE Crew Cab Pickup 4-Door 2001>2003, Frontier 3.3 SE Extended Cab Pickup 2-Door 2001>2003, Frontier 3.3 SVE Crew Cab Pickup 4-Door 2002>2004, Frontier 3.3 SVE Extended Cab Pickup 2-Door 2002>2004, Frontier 3.3 XE Crew Cab Pickup 4-Door 2001>2004, Frontier 3.3 XE Extended Cab Pickup 2-Door 2001>2004, Frontier 3.3 XE Standard Cab Pickup 2-Door 2001, Xterra 3.3 SE Sport Utility 4-Door 2001>2004, Xterra 3.3 XE Sport Utility 4-Door 2001>2004

GS2425
REAR WHEEL SENSOR (BOTH SIDES)
REPLACES / REEMPLAZA:
Nissan: 479009Z700, 479009Z710

APPLICATION / APLICACIÓN:
NISSAN: Frontier 1999>2006, Xterra 2001>2005

GS2426
FRONT WHEEL SENSOR (BOTH SIDES)
REPLACES / REEMPLAZA:
Mini Cooper: 34526756384, 0986594586; **Bosch:** 0 986 594 536; **Delphi:** SS20123; **Cargo:** 181899;

Meat & Doria: 90081; **Mobileron:** AB-EU016

APPLICATION / APLICACIÓN:
MINI: Mini Cooper 2001>, Mini Cooper S 2002>, Mini John Cooper Works 2004>, Mini One 2001>, Mini One D 2003>, Mini S Works 2003>, Mini Works 2003>, Mini Convertible Cooper 2001>, Mini Convertible Cooper S 2002>, Mini Convertible John Cooper Works 2004>, Mini Convertible One 2001>

GS2427
REAR WHEEL SENSOR (BOTH SIDES)
REPLACES / REEMPLAZA:
Mini Cooper: 34526756385, 0986594537; **Bosch:** 0 986 594 537; **Cargo:** 181900; **Meat & Doria:** 90082; **Mobileron:** AB-EU195

APPLICATION / APLICACIÓN:
MINI: Mini Cooper 2001>, Mini Cooper S 2002>, Mini John Cooper Works 2004>, Mini One 2001>, Mini One D 2003>, Mini S Works 2003>, Mini Works 2003>, Mini Convertible Cooper 2001>, Mini Convertible Cooper S 2002>, Mini Convertible John Cooper Works 2004>, Mini Convertible One 2001>

GS2428
REAR WHEEL SENSOR (LEFT SIDE)
REPLACES / REEMPLAZA:
Mitsubishi: 4670A157, 4670A583; **A.B.S.:** 31122;

Meat & Doria: 90526, 90526

APPLICATION / APLICACIÓN:
MITSUBISHI: Lancer Viii 1.5 2008>, Lancer Viii 1.5 Bifuel 2010>, Lancer Viii 1.6 Mivec 2010>, Lancer Viii 1.8 2008>, Lancer Viii 1.8 Bifuel 2010>, Lancer Viii 1.8 Di-D 2010>, Lancer Viii 1.8 Flexfuel 2009>, Lancer Viii 2.0 2009>, Lancer Viii 2.0 Di-D 2007>, Lancer Viii 2.0 I Ralliart 4Wd 2008>, Lancer Viii Sportback 2.0 Ralliart 4Wd 2008>, Outlander li 2.0 Di-D 2007>, Outlander li 2.2 Di-D 2006>, Outlander li 2.2 Di-D 4Wd 2006>, Outlander li 2.4 2006>, Outlander li 2.4 4Wd 2007>, Outlander li 2.4 Flex 4Wd 2007>, Outlander li 3.0 4Wd 2006>, Pajero Classic 3.2 Did 2006>, Pajero Iv 3.0 4Wd 2007>, Pajero Iv 3.2 Di-D 2007>, Pajero Iv 3.2 Di-D 4Wd 2008>, Pajero Iv 3.2 Di-D 4Wd 2007>, Pajero Iv 3.8 V6 2006>, Pajero Iv 3.8 V6 2007>, Pajero Iv Van 3.2 Di-D 2006>, Pajero Iv Van 3.2 Td 4Wd 2010>



GS2429

REAR WHEEL SENSOR (RIGHT SIDE)

REPLACES / REEMPLAZA:

Mitsubishi: 4670A158, 4670A584; **A.B.S.:** 31123;

Meat & Doria: 90527

APPLICATION / APLICACIÓN:

MITSUBISHI: Lancer Viii 1.5 2008>, Lancer Viii 1.5 Bifuel 2010>, Lancer Viii 1.6 Mivec 2010>, Lancer Viii 1.8 2008>, Lancer Viii 1.8 Bifuel 2010>, Lancer Viii 1.8 Di-D 2010>, Lancer Viii 1.8 Flexfuel 2009>, Lancer Viii 2.0 2009>, Lancer Viii 2.0 Di-D 2007>, Lancer Viii 2.0 I Ralliart 4Wd 2008>, Lancer Viii Sportback 2.0 Ralliart 4Wd 2008>, Outlander li 2.0 Di-D 2007>, Outlander li 2.2 Di-D 2006>, Outlander li 2.2 Di-D 4Wd 2006>, Outlander li 2.4 2006>, Outlander li 2.4 4Wd 2007>, Outlander li 2.4 Flex 4Wd 2007>, Outlander li 3.0 4Wd 2006>, Pajero Classic 3.2 Did 2006>, Pajero lv 3.0 4Wd 2007>, Pajero lv 3.2 Di-D 2007>, Pajero lv 3.2 Di-D 4Wd 2008>, Pajero lv 3.2 Di-D 4Wd 2007>, Pajero lv 3.8 V6 2006>, Pajero lv 3.8 V6 2007>, Pajero lv Van 3.2 Di-D 2006>, Pajero lv Van 3.2 Td 4Wd 2010>



GS2430

FRONT WHEEL SENSOR (LEFT SIDE)

REPLACES / REEMPLAZA:

Mitsubishi: MR307038; **A.B.S.:** 30963

APPLICATION / APLICACIÓN:

MITSUBISHI: Galloper 2.5 Td 1998>, Galloper 2.5 Td Intercooler 1998>, Pajero Sport I 2.5 Td 1998>, Pajero Sport I 2.5 Td 2002>, Pajero Sport I 3.0 V6 1998>, Pajero Sport I 3.0 V6 4Wd 2003>, Pajero Sport Van I 2.5 Td 1998>, Pajero Sport Van I 3.0 V6 1999>



GS2431

FRONT WHEEL SENSOR (RIGHT SIDE)

REPLACES / REEMPLAZA:

Mitsubishi: MR307039; **A.B.S.:** 30964

APPLICATION / APLICACIÓN:

MITSUBISHI: Galloper 2.5 Td 1998>, Galloper 2.5 Td Intercooler 1998>, Pajero Sport I 2.5 Td 1998>, Pajero Sport I 2.5 Td 2002>, Pajero Sport I 3.0 V6 1998>, Pajero Sport I 3.0 V6 4Wd 2003>, Pajero Sport Van I 2.5 Td 1998>, Pajero Sport Van I 3.0 V6 1999>



GS2433

REAR WHEEL SENSOR (LEFT SIDE)

REPLACES / REEMPLAZA:

Mitsubishi: MR407270; **A.B.S.:** 31141; **Meat & Doria:** 90340; **Mobiletron:** AB-JP118

APPLICATION / APLICACIÓN:

MITSUBISHI: Pajero Classic 2.5 Td 2001>, Pajero lii Canvas Top 2.5 Tdi 2001>, Pajero lii Canvas Top 3.2 Di-D 2000>



GS2434

REAR WHEEL SENSOR (RIGHT SIDE)

REPLACES / REEMPLAZA:

Mitsubishi: MR407271, 4670A256; **A.B.S.:** 31728

APPLICATION / APLICACIÓN:

MITSUBISHI: Pajero lv 3.0 4Wd 2007>, Pajero lv 3.2 Di-D 2007>, Pajero lv 3.2 Di-D 4Wd 2007>, Pajero lv 3.8 V6 2006>, Pajero lv Van 3.2 Di-D 2006>, Pajero lv Van 3.2 Di-D 4Wd 2007>, Pajero lv Van 3.2 Td 4Wd 2010>



GS2435

FRONT WHEEL SENSOR (LEFT SIDE)

REPLACES / REEMPLAZA:

Mitsubishi: MR569411, MR407268; **A.B.S.:** 31139;

Meat & Doria: 90333; **Mobiletron:** AB-JP072

APPLICATION / APLICACIÓN:

MITSUBISHI: Pajero Classic 2.5 Td 2001>, Pajero lii Canvas Top 2.5 Tdi 2001>, Pajero lii Canvas Top 3.2 Di-D 2000>



GS2436

FRONT WHEEL SENSOR (RIGHT SIDE)

REPLACES / REEMPLAZA:

Mitsubishi: MR569412, MR407269; **A.B.S.:** 31140;

Meat & Doria: 90334; **Mobiletron:** AB-JP073

APPLICATION / APLICACIÓN:

MITSUBISHI: Pajero Classic 2.5 Td 2001>, Pajero lii Canvas Top 2.5 Tdi 2001>, Pajero lii Canvas Top 3.2 Di-D 2000>



GS2437

REAR WHEEL SENSOR (BOTH SIDES)

REPLACES / REEMPLAZA:

Mitsubishi: MR569090, MR475175; **A.B.S.:** 31182;

Meat & Doria: 90827E

APPLICATION / APLICACIÓN:

MITSUBISHI: Pajero Pinin 1.8 2001>, Pajero Pinin 1.8 Gdi 1999>, Pajero Pinin 2.0 Gdi 2000>



GS2438

FRONT WHEEL SENSOR (LEFT SIDE)

REPLACES / REEMPLAZA:

Mitsubishi: MR370777; **A.B.S.:** 31057; **Meat & Doria:** 90825E

APPLICATION / APLICACIÓN:

MITSUBISHI: Pajero Pinin 1.8 2001>, Pajero Pinin 1.8 Gdi 1999>, Pajero Pinin 2.0 Gdi 2000>



GS2439

FRONT WHEEL SENSOR (RIGHT SIDE)

REPLACES / REEMPLAZA:

Mitsubishi: MR370778, MR977447; **A.B.S.:** 31058;

Meat & Doria: 90826E

APPLICATION / APLICACIÓN:

MITSUBISHI: Pajero Pinin 1.8 2001>, Pajero Pinin 1.8 Gdi 1999>, Pajero Pinin 2.0 Gdi 2000>

GS2440

FRONT WHEEL SENSOR (BOTH SIDES)

REPLACES / REEMPLAZA:

GM: 94544440, 95490814; **Opel:** 01247465, 01249066, 09454444, 094544440, 09549081, 095490814, 1247465, 1249066, 94544440, 95490814; **Meat & Doria:** 90887

APPLICATION / APLICACIÓN:

GM: TRAX 1.4, 1.6, 1.8 2012>2013;

OPEL: MOKKA / MOKKA X (J13) 1.4, 1.6, 1.7, 1.8 2012>2015

PS: set of GS2443 and GS2444

GS2441

REAR WHEEL SENSOR (BOTH SIDES)

REPLACES / REEMPLAZA:

Nissan: 479003TA1A

APPLICATION / APLICACIÓN:

NISSAN: Altima 2013>2017

GS2442

FRONT WHEEL SENSOR (BOTH SIDES)

REPLACES / REEMPLAZA:

Nissan: 479103TA1A, 479103TA2A

APPLICATION / APLICACIÓN:

NISSAN: Altima 2013>2017

GS2443

REAR WHEEL SENSOR (LEFT SIDE)

REPLACES / REEMPLAZA:

GM: 94544443, 95371618, 95292704, 95328629, 95075982;

Opel: 1247688, 095075982, 01247704, 095292704,

 095328629; **Meat & Doria:** 90888

APPLICATION / APLICACIÓN:

GM: TRAX 1.4, 1.6, 1.8 2012>2013;

OPEL: MOKKA / MOKKA X (J13) 1.4, 1.6, 1.7, 1.8 2012>2015

PS: set of GS2440 and GS2444

GS2444

REAR WHEEL SENSOR (RIGHT SIDE)

REPLACES / REEMPLAZA:

GM: 94544444, 95371619, 95328630, 95292705, 95075978;

Opel: 95075978, 95292705, 01247689, 095328630;

Meat & Doria: 90889

APPLICATION / APLICACIÓN:

GM: TRAX 1.4, 1.6, 1.8 2012>2013;

OPEL: MOKKA / MOKKA X (J13) 1.4, 1.6, 1.7, 1.8 2012>2015

PS: set of GS2440 and GS2443

GS2446

FRONT WHEEL SENSOR (BOTH SIDES)

REPLACES / REEMPLAZA:

Nissan: 47910EA025, 5621082Z00; **Meat & Doria:** 90755

APPLICATION / APLICACIÓN:

NISSAN: Np300 Navara 2.5 Dci 2005>, Np300 Navara 2.5 Dci

4Wd 2005>, Np300 Navara 2.5 Dci 4Wd 2009>, Np300 Navara

Platparam/Chassis 2.5 Dci 2005>, Np300 Navara Platparam/

Chassis 2.5 Dci 4Wd 2005>, Pathfinder Iii 2.5 Dci 2005>,

Pathfinder Iii 2.5 Dci 4Wd 2005>, Pathfinder Iii 4.0 4Wd 2005>


GS2447

REAR WHEEL SENSOR (RIGHT SIDE)

REPLACES / REEMPLAZA:

Nissan: 479009CA5A, 47900EA005;

Meat & Doria: 90757E

APPLICATION / APLICACIÓN:

NISSAN: Np300 Navara 2.5 Dci 2005>, Np300 Navara 2.5 Dci

4Wd 2005>, Np300 Navara 2.5 Dci 4Wd 2009>, Np300 Navara

3.0 Dci 4Wd 2010>, Np300 Navara Platform/Chassis 2.5 Dci

2005>, Np300 Navara Platform/Chassis 2.5 Dci 4Wd 2005>,

Np300 Navara Platform/Chassis 3.0 Dci 2010>


GS2448

FRONT WHEEL SENSOR (RIGHT SIDE)

REPLACES / REEMPLAZA:

GM: 94544448, 95019935; **Delphi:** SS20360

APPLICATION / APLICACIÓN:

GM: Aveo Hatchback (T300) 1.2, 1.2 LGP, 1.3 D, 1.4, 1.6 2011>,

Aveo Saloon (T300) 1.2, 1.2 LGP, 1.3 D, 1.4, 1.6 2011>


GS2449

FRONT WHEEL SENSOR (LEFT SIDE)

REPLACES / REEMPLAZA:

GM: 94544449, 96852905; **Delphi:** SS20363

APPLICATION / APLICACIÓN:

GM: Aveo Hatchback (T300) 1.2, 1.2 LGP, 1.3 D, 1.4, 1.6 2011>,

Aveo Saloon (T300) 1.2, 1.2 LGP, 1.3 D, 1.4, 1.6 2011>

PS: set of GS2448, GS2450 and GS2451

GS2450

REAR WHEEL SENSOR (LEFT SIDE)

REPLACES / REEMPLAZA:

GM: 94544450, 95164925; **Delphi:** SS20361

APPLICATION / APLICACIÓN:

GM: Aveo Hatchback (T300) 1.2, 1.2 LGP, 1.3 D, 1.4, 1.6 2011>,

Aveo Saloon (T300) 1.2, 1.2 LGP, 1.3 D, 1.4, 1.6 2011>

PS: set of GS2448, GS2449 and GS2451

GS2451

REAR WHEEL SENSOR (RIGHT SIDE)

REPLACES / REEMPLAZA:

GM: 94544451, 95164926; **Delphi:** SS20362

APPLICATION / APLICACIÓN:

GM: Aveo Hatchback (T300) 1.2, 1.2 LGP, 1.3 D, 1.4, 1.6 2011>,

Aveo Saloon (T300) 1.2, 1.2 LGP, 1.3 D, 1.4, 1.6 2011>

PS: set of GS2448, GS2449 and GS2450

GS2452

REAR WHEEL SENSOR (RIGHT SIDE)

REPLACES / REEMPLAZA:

Mitsubishi: MR493458, MR493460; **A.B.S.:** 31171;

Meat & Doria: 90339

APPLICATION / APLICACIÓN:

MITSUBISHI: Outlander I 2.0 2003>, Outlander I 2.0 4Wd

2003>, Outlander I 2.0 Turbo 4Wd 2004>, Outlander I 2.4 4Wd

2003>





GS2453

REAR WHEEL SENSOR (LEFT SIDE)

REPLACES / REEMPLAZA:

Mitsubishi: MR493457, MR493459; **A.B.S.:** 31180;

Meat & Doria: 90338

APPLICATION / APLICACIÓN:

MITSUBISHI: Outlander I 2.0 2003>, Outlander I 2.0 4Wd 2003>, Outlander I 2.0 Turbo 4Wd 2004>, Outlander I 2.4 4Wd 2003>



GS2454

FRONT WHEEL SENSOR (LEFT SIDE)

REPLACES / REEMPLAZA:

Mitsubishi: MR527311; **A.B.S.:** 31119

APPLICATION / APLICACIÓN:

MITSUBISHI: Lancer Cargo Box Body/Estate 1.6 2003>, Lancer Cargo Box Body/Estate 2.0 2003>, Lancer Vii 1.3 2003>, Lancer Vii 1.6 2003>, Lancer Vii 2.0 2003>, Lancer Vii Estate 1.6 2003>, Lancer Vii Estate 2.0 2003>



GS2455

FRONT WHEEL SENSOR (RIGHT SIDE)

REPLACES / REEMPLAZA:

Mitsubishi: MR527312; **A.B.S.:** 30973

APPLICATION / APLICACIÓN:

MITSUBISHI: Lancer Cargo Box Body/Estate 1.6 2003>, Lancer Cargo Box Body/Estate 2.0 2003>, Lancer Vii 1.3 2003>, Lancer Vii 1.6 2003>, Lancer Vii 2.0 2003>, Lancer Vii Estate 1.6 2003>, Lancer Vii Estate 2.0 2003>



GS2456

REAR WHEEL SENSOR (RIGHT SIDE)

REPLACES / REEMPLAZA:

Mitsubishi: MR407821; **Delphi:** SS20207; **A.B.S.:** 30974

APPLICATION / APLICACIÓN:

MITSUBISHI: Lancer Cargo Box Body/Estate 1.6 2003>, Lancer Cargo Box Body/Estate 2.0 2003>, Lancer V Station Wagon 1.6 16V 1992>, Lancer V Station Wagon 1.6 16V 4Wd 1992>, Lancer Vi 1.3 12V 1995>, Lancer Vi 1.6 16V 1995>, Lancer Vii 1.3 2003>, Lancer Vii 1.6 2003>, Lancer Vii 2.0 2003>, Lancer Vii Evo Ix 2005>, Lancer Vii Evo Viii - 260 2004>, Lancer Vii Estate 1.6 2003>, Lancer Vii Estate 2.0 2003>, Lancer Viii 1.6 Mivec 2010>, Lancer Viii Evo X - Fq330 2008>, Lancer Viii Evo X - Fq360 2008>, Lancer Viii Evo X 2008>, Lancer Viii Sportback 1.6 Mivec 2010>, Lancer Viii Sportback 2.0 Ralliart 4Wd 2008>



GS2457

REAR WHEEL SENSOR (LEFT SIDE)

REPLACES / REEMPLAZA:

Mitsubishi: MR569781; **A.B.S.:** 31179

APPLICATION / APLICACIÓN:

MITSUBISHI: Lancer Cargo Box Body/Estate 1.6 2003>, Lancer Cargo Box Body/Estate 2.0 2003>, Lancer Vii 1.3 2003>, Lancer Vii 1.6 2003>, Lancer Vii 2.0 2003>, Lancer Vii Estate 1.6 2003>, Lancer Vii Estate 2.0 2003>



GS2460

FRONT WHEEL SENSOR (LEFT SIDE)

REPLACES / REEMPLAZA:

Nissan: 479110L700, F01G09F0EL; **A.B.S.:** 31852

APPLICATION / APLICACIÓN:

NISSAN: Cefiro Ii Saloon 2.0 1994>, Maxima / Maxima Qx Iv 2.0 1994>, Maxima / Maxima Qx Iv Station Wagon 2.0 Qx 1997>



GS2461

FRONT WHEEL SENSOR (RIGHT SIDE)

REPLACES / REEMPLAZA:

Nissan: 479100L700, F01G09F0EM; **A.B.S.:** 31853

APPLICATION / APLICACIÓN:

NISSAN: Cefiro Ii Saloon 2.0 1994>, Maxima / Maxima Qx Iv 2.0 1994>, Maxima / Maxima Qx Iv Station Wagon 2.0 Qx 1997>



GS2462

REAR WHEEL SENSOR (LEFT SIDE)

REPLACES / REEMPLAZA:

Nissan: 479010W060, F01G09F0HF

APPLICATION / APLICACIÓN:

NISSAN: Pathfinder Ii 2.7 Td 4Wd 1997>, Pathfinder Ii 3.0 Ddti 4Wd 1999>, Pathfinder Ii 3.2 Td 4Wd 1997>, Pathfinder Ii 3.3 1999>, Pathfinder Ii 3.5 2000>, Pathfinder Ii 3.5 4Wd 2001>, Pathfinder Ii 3.5 V6 4Wd 2000>



GS2463

FRONT WHEEL SENSOR (RIGHT SIDE)

REPLACES / REEMPLAZA:

Nissan: 479100W060, F01G09F0H8

APPLICATION / APLICACIÓN:

NISSAN: Pathfinder Ii 2.7 Td 4Wd 1997>, Pathfinder Ii 3.0 Ddti 4Wd 1999>, Pathfinder Ii 3.2 Td 4Wd 1997>, Pathfinder Ii 3.3 1999>, Pathfinder Ii 3.3 V6 4Wd 1997>, Pathfinder Ii 3.5 2000>, Pathfinder Ii 3.5 4Wd 2001>, Pathfinder Ii 3.5 V6 4Wd 2000>



GS2464

FRONT WHEEL SENSOR (LEFT SIDE)

REPLACES / REEMPLAZA:

Nissan: 479110W060

APPLICATION / APLICACIÓN:

NISSAN: Pathfinder Ii 2.7 Td 4Wd 1997>, Pathfinder Ii 3.0 Ddti 4Wd 1999>, Pathfinder Ii 3.2 Td 4Wd 1997>, Pathfinder Ii 3.3 1999>, Pathfinder Ii 3.3 V6 4Wd 1997>, Pathfinder Ii 3.5 2000>, Pathfinder Ii 3.5 4Wd 2001>, Pathfinder Ii 3.5 V6 4Wd 2000>



GS2465

REAR WHEEL SENSOR (RIGHT SIDE)

REPLACES / REEMPLAZA:

Nissan: 479003JA0A, 479003JA0B

APPLICATION / APLICACIÓN:

NISSAN: Pathfinder 2013>2017



GS2466

REAR WHEEL SENSOR (LEFT SIDE)

REPLACES / REEMPLAZA:

Nissan: 479013JA0A, 479013JA0B

APPLICATION / APLICACIÓN:

NISSAN: Pathfinder 2013>2017

GS2467
FRONT WHEEL SENSOR (BOTH SIDES)

REPLACES / REEMPLAZA:

Nissan: 479103JA0A, 479103JA0B

APPLICATION / APLICACIÓN:

NISSAN: Pathfinder 2.5L ELECTRIC/GAS CVT 4WD Platinum Hybrid Sport Utility 2014, 2015, Pathfinder 2.5L ELECTRIC/GAS CVT 4WD SL Hybrid Sport Utility 2014, 2015, Pathfinder 2.5L ELECTRIC/GAS CVT FWD SV Hybrid Sport Utility 2014, 2015, Pathfinder 2.5L ELECTRIC/GAS CVT FWD Platinum Hybrid Sport Utility 2014, 2015, Pathfinder 2.5L ELECTRIC/GAS CVT FWD SL Hybrid Sport Utility 2014, 2015, Pathfinder 2.5L ELECTRIC/GAS CVT FWD SV Hybrid Sport Utility 2014, 2015, Pathfinder 3.5L V6 CVT 4WD Platinum Sport Utility 2013, 2014, 2015, 2016, 2017, 2018, 2019, Pathfinder 3.5L V6 CVT 4WD S Sport Utility 2013, 2014, 2015, 2016, 2017, 2018, 2019, Pathfinder 3.5L V6 CVT 4WD SL Sport Utility 2013, 2014, 2015, 2016, 2017, 2018, 2019, Pathfinder 3.5L V6 CVT 4WD SV Sport Utility 2013, 2014, 2015, 2016, 2017, 2018, 2019, Pathfinder 3.5L V6 CVT AWD Platinum Sport Utility 2020, Pathfinder 3.5L V6 CVT AWD S Sport Utility 2020, Pathfinder 3.5L V6 CVT AWD SL Sport Utility 2020, Pathfinder 3.5L V6 CVT AWD SV Sport Utility 2020, Pathfinder 3.5L V6 CVT FWD Platinum Sport Utility 2013, 2014, 2015, 2016, 2017, 2018, 2019, 2020, Pathfinder 3.5L V6 CVT FWD S Sport Utility 2013, 2014, 2015, 2016, 2017, 2018, 2019, 2020, Pathfinder 3.5L V6 CVT FWD SL Sport Utility 2013, 2014, 2015, 2016, 2017, 2018, 2019, 2020, Pathfinder 3.5L V6 CVT FWD SV Sport Utility 2013, 2014, 2015, 2016, 2017, 2018, 2019, 2020

GS2468
REAR WHEEL SENSOR (LEFT SIDE)

REPLACES / REEMPLAZA:

Nissan: 47901EL00A; **A.B.S.:** 31796;

Meat & Doria: 90918E

APPLICATION / APLICACIÓN:

NISSAN: Tiida Hatchback 1.5 2004>, Tiida Hatchback 1.5 Dci 2007>, Tiida Hatchback 1.6 2007>, Tiida Hatchback 1.8 2007>, Tiida Saloon 1.5 Dci 2007>, Tiida Saloon 1.6 2007>, Tiida Saloon 1.8 2007>

GS2469
FRONT WHEEL SENSOR (BOTH SIDES)

REPLACES / REEMPLAZA:

Nissan: 47910EL00A, 47910ZR70A; **A.B.S.:** 31795;

Meat & Doria: 90917E

APPLICATION / APLICACIÓN:

NISSAN: Tiida Hatchback 1.5 2004>, Tiida Hatchback 1.5 Dci 2007>, Tiida Hatchback 1.6 2007>, Tiida Hatchback 1.8 2007>, Tiida Saloon 1.5 Dci 2007>, Tiida Saloon 1.6 2007>, Tiida Saloon 1.8 2007>

GS2470
FRONT WHEEL SENSOR (BOTH SIDES)

REPLACES / REEMPLAZA:

Nissan: 47911-ET000, 47911-ZT00A; **Bremi:** 50934

APPLICATION / APLICACIÓN:

NISSAN: Sentra 2.0 SE 2006>2012

GS2471
REAR WHEEL SENSOR (BOTH SIDES)

REPLACES / REEMPLAZA:

Nissan: 47900-ET000, 47900-ZT00A; **Bremi:** 50937

APPLICATION / APLICACIÓN:

NISSAN: Sentra 2.0 SE 2006>2012

GS2472
FRONT WHEEL SENSOR (BOTH SIDES)

REPLACES / REEMPLAZA:

Nissan: 479101HA0A; **Bosch:** 0 265 008 311;

A.B.S.: 31357

APPLICATION / APLICACIÓN:

NISSAN: Versa 1.0 Flex 2011>, Versa 1.6 S Flex 2015>, March 1.0 Flex 2014>2015, March 1.0 SV Flex 2015>, March 1.6 S Flex 2011>

GS2473
REAR WHEEL SENSOR (RIGHT SIDE)

REPLACES / REEMPLAZA:

Nissan: 479001HA0A; **A.B.S.:** 31359;

Meat & Doria: 90546

APPLICATION / APLICACIÓN:

NISSAN: Micra Iv 1.2 2010>, Micra Iv 1.2 Dig-S 2011>, Micra Iv 1.5 2011>, Note 1.2 2010>, Note 1.2 Dig-S 2011>, Note 1.5 Dci 2013>

GS2474
REAR WHEEL SENSOR (LEFT SIDE)

REPLACES / REEMPLAZA:

Nissan: 479011HA0A; **A.B.S.:** 31358;

Meat & Doria: 90545

APPLICATION / APLICACIÓN:

NISSAN: Micra Iv 1.2 2010>, Micra Iv 1.2 Dig-S 2011>, Micra Iv 1.5 2011>, Note 1.2 2010>, Note 1.2 Dig-S 2011>, Note 1.5 Dci 2013>

GS2475
FRONT WHEEL SENSOR (BOTH SIDES)

REPLACES / REEMPLAZA:

Nissan: 479103DA0A; **A.B.S.:** 31374; **Meat & Doria:**

 90914E; **Mobileron:** AB-JP111

APPLICATION / APLICACIÓN:

NISSAN: Pulsar Hatchback 1.2 Dig-T 2014>, Pulsar Hatchback 1.5 Dci 2007>, Pulsar Hatchback 1.6 Dig-T 2015>, Tiida Hatchback 1.6 2007>, Tiida Hatchback 1.8 2007>, Tiida Saloon 1.5 Dci 2007>, Tiida Saloon 1.6 2007>, Tiida Saloon 1.8 2007>




GS2476

REAR WHEEL SENSOR (LEFT SIDE)

REPLACES / REEMPLAZA:

Nissan: 479013DA0A; A.B.S.: 31375;

Meat & Doria: 90915E; Mobiletron: AB-JP112

APPLICATION / APLICACIÓN:

NISSAN: Pulsar Hatchback 1.2 Dig-T 2014>, Pulsar Hatchback 1.5 Dci 2007>, Pulsar Hatchback 1.6 Dig-T 2015>, Tiida Hatchback 1.6 2007>, Tiida Hatchback 1.8 2007>, Tiida Saloon 1.5 Dci 2007>, Tiida Saloon 1.6 2007>, Tiida Saloon 1.8 2007>



GS2477

REAR WHEEL SENSOR (RIGHT SIDE)

REPLACES / REEMPLAZA:

Nissan: 479003DA0A; A.B.S.: 31376;

Meat & Doria: 90916, 90916E

APPLICATION / APLICACIÓN:

NISSAN: Pulsar Hatchback 1.2 Dig-T 2014>, Pulsar Hatchback 1.5 Dci 2007>, Pulsar Hatchback 1.6 Dig-T 2015>, Tiida Hatchback 1.6 2007>, Tiida Hatchback 1.8 2007>, Tiida Saloon 1.5 Dci 2007>, Tiida Saloon 1.6 2007>, Tiida Saloon 1.8 2007>



GS2480

FRONT WHEEL SENSOR

REPLACES / REEMPLAZA:

Chevrolet: 15997039, 19303767

GMC: 15997039, 19303767

APPLICATION / APLICACIÓN:

Chevrolet: Blazer, S10

GMC: Jimmy, Sonoma



GS2481

FRONT WHEEL SENSOR (RIGHT SIDE)

REPLACES / REEMPLAZA:

Nissan: 479100W000; A.B.S.: 30997

APPLICATION / APLICACIÓN:

NISSAN: Pathfinder li 3.3 V6 4Wd 1997>



GS2482

REAR WHEEL SENSOR (LEFT SIDE)

REPLACES / REEMPLAZA:

Nissan: 479110W000; A.B.S.: 30996

APPLICATION / APLICACIÓN:

NISSAN: Pathfinder li 3.3 V6 4Wd 1997>



GS2483

REAR WHEEL SENSOR (RIGHT SIDE)

REPLACES / REEMPLAZA:

Nissan: 479000W000, 479000W005; A.B.S.: 31492

APPLICATION / APLICACIÓN:

NISSAN: Pathfinder li 3.3 V6 4Wd 1997>



GS2484

REAR WHEEL SENSOR (LEFT SIDE)

REPLACES / REEMPLAZA:

Nissan: 479010W000, 479010W005; A.B.S.: 31493

APPLICATION / APLICACIÓN:

NISSAN: Pathfinder li 3.3 V6 4Wd 1997>



GS2485

FRONT WHEEL SENSOR (BOTH SIDES)

REPLACES / REEMPLAZA:

Nissan: 47910AZ60B

APPLICATION / APLICACIÓN:

NISSAN: Livina 2010>2014, Grand Livina 2010>2014



GS2486

REAR WHEEL SENSOR (RIGHT SIDE)

REPLACES / REEMPLAZA:

Nissan: 479001JY0A

APPLICATION / APLICACIÓN:

NISSAN Livina 2010>2014, Grand Livina 2010>2014



GS2487

REAR WHEEL SENSOR (LEFT SIDE)

REPLACES / REEMPLAZA:

Nissan: 479011JY0A

APPLICATION / APLICACIÓN:

NISSAN Livina 2010>2014, Grand Livina 2010>2014



GS2488

FRONT WHEEL SENSOR (BOTH SIDES)

REPLACES / REEMPLAZA:

Renault: 82000443135, 8200346992, 0265007467; Bosch: 0 265 007 467; Delphi: SS20243; Cargo: 182347;

Meat & Doria: 90188, 90188E, 90188/1; Mobiletron: AB-EU045

APPLICATION / APLICACIÓN:

RENAULT: Grand Scénic li 1.5 Dci 2003>, Grand Scénic li 1.6 2003>, Grand Scénic li 1.9 Dci 2003>, Grand Scénic li 1.9 Dci 2004>, Grand Scénic li 2.0 2003>, Megane li 1.4 16V 2003>, Megane li 1.4 16V 2002>, Megane li 1.5 Dci 2003>, Megane li 1.5 Dci 2002>, Megane li 1.6 16V 2002>, Megane li 1.9 Dci 2002>, Megane li 2.0 16V 2002>, Megane li 2.0 16V Turbo 2004>, Megane li Box Body/Estate 1.5 Dci 2003>, Megane li Box Body/Estate 1.6 2003>, Megane li Coupú-Cabriolet 1.6 2003>, Megane li Coupú-Cabriolet 1.9 Dci 2002>, Megane li Coupú-Cabriolet 2.0 2003>, Megane li Coupú-Cabriolet 2.0 16V Turbo 2004>, Megane li Estate 1.4 2003>, Megane li Estate 1.5 Dci 2004>, Megane li Estate 1.5 Dci 2003>, Megane li Estate 1.6 2003>, Megane li Estate 1.6 Flex 2006>, Megane li Estate 1.9 Dci 2002>, Megane li Estate 2.0 2003>, Megane li Hatchback Van 1.5 Dci 2003>, Megane li Saloon 1.4 2003>, Megane li Saloon 1.5 Dci 2004>, Megane li Saloon 1.5 Dci 2003>, Megane li Saloon 1.6 2003>, Megane li Saloon 1.9 Dci 2002>, Megane li Saloon 1.9 Dci 2003>, Megane li Saloon 2.0 2003>, Scénic li 1.4 2003>, Scénic li 1.5 Dci 2003>, Scénic li 1.6 2003>, Scénic li 1.6 Bifuel 2003>, Scénic li 1.9 Dci 2002>, Scénic li 1.9 Dci 2003>, Scénic li 2.0 2003>, Scénic li 2.0 16V Turbo 2004>



GS2489

REAR WHEEL SENSOR (BOTH SIDES)

REPLACES / REEMPLAZA:

Renault: 8200043136, 0265007468; **Bosch:** 0 265 007 468; **Cargo:** 182349; **Meat & Doria:** 90189, 90189E;

Mobiletron: AB-EU218

APPLICATION / APLICACIÓN:

RENAULT: Grand Scénic li 1.5 Dci 2004>2008, Grand Scénic li 1.6 2004>2006, Grand Scénic li 1.9 Dci 2004>2006, Grand Scénic li 2.0 2004>2009, Grand Scénic li 2.0 Dci 2005>2008, Megane li 1.4 16V 2002>2008, Megane li 1.5 Dci 2002>2008, Megane li 1.6 2005>2008, Megane li 1.6 16V 2002>2008, Megane li 1.9 Dci 2002>2005, Megane li 2.0 16V 2002>2008, Megane li 2.0 16V Turbo 2004>2008, Megane li 2.0 Renault Sport 2004>2009, Megane li 2.0 Dci 2005>2008, Megane li Coupé-Cabriolet 1.6 2003>2009, Megane li Coupé-Cabriolet 1.9 Dci 2003>2007, Megane li Coupé-Cabriolet 2.0 2003>2009, Megane li Coupé-Cabriolet 2.0 16V Turbo 2004>2009, Megane li Coupé-Cabriolet 2.0 Dci 2005>2009, Megane li Grandtour 1.4 2003>2009, Megane li Grandtour 1.5 Dci 2003>2006, Megane li Grandtour 1.6 2003>2009, Megane li Grandtour 1.6 16V 2005>2009, Megane li Grandtour 1.9 Dci 2003>2005, Megane li Grandtour 2.0 2003>2009, Megane li Grandtour 2.0 Dci 2005>2009, Megane li Sedan 1.4 2003>, Megane li Sedan 1.5 Dci 2003>2010, Megane li Sedan 1.6 2003>, Megane li Sedan 1.9 Dci 2003>2005, Megane li Sedan 2.0 2003>, Megane li Sedan 2.0 Dci 2005>, Scénic li 1.4 2003>2008, Scénic li 1.5 Dci 2003>2005, Scénic li 1.6 2003>2006, Scénic li 1.9 Dci 2003>2006, Scénic li 2.0 2003>2009, Scénic li 2.0 16V Turbo 2004>2008, Scénic li 2.0 Dci 2005>2008



GS2490

REAR WHEEL SENSOR (RIGHT SIDE)

REPLACES / REEMPLAZA:

Fiat: 51782490, 52144315

APPLICATION / APLICACIÓN:

Fiat: Fiorino, Linea, Fiorino Qubo

PS: set of GS2165



GS2491

REAR WHEEL SENSOR (BOTH SIDES)

REPLACES / REEMPLAZA:

Renault: 479006271R, 0265008938; **Bosch:** 0 265 008 938; **Delphi:** SS20366; **Meat & Doria:** 90503, 90503E; **Mobiletron:** AB-EU295

APPLICATION / APLICACIÓN:

RENAULT: Fluence 1.5 Dci 2008>, Fluence 1.5 Dci 2010>, Fluence 1.6 2013>, Fluence 1.6 16V 2008>, Fluence 1.6 16V 2010>, Fluence 1.6 Dci 2014>, Fluence 1.6 Lpg 16V 2012>, Fluence 2.0 2011>, Fluence 2.0 16V 2010>, Fluence 2.0 Flex 2010>, Fluence Z.E. 2012>, Grand Scénic lii 1.2 Tce 2012>, Grand Scénic lii 1.2 Tce 2013>, Grand Scénic lii 1.4 16V 2009>, Grand Scénic lii 1.5 Dci 2008>, Grand Scénic lii 1.6 16V 2009>, Grand Scénic lii 1.6 16V Bifuel 2009>, Grand Scénic lii 1.6 Dci 2011>, Grand Scénic lii 1.6 E85 2009>, Grand Scénic lii 1.9 Dci 2009>, Grand Scénic lii 2.0 16V 2009>, Grand Scénic lii 2.0 Dci 2009>, Megane Cc 1.2 Tce 2012>, Megane Cc 1.2 Tce 2013>, Megane Cc 1.4 Tce 2010>, Megane Cc 1.5 Dci 2010>, Megane Cc 1.5 Dci 2013>, Megane Cc 1.6 16V 2010>, Megane Cc 1.6 16V Hi-Flex 2010>, Megane Cc 1.6 Dci 2011>, Megane Cc 1.9 Dci 2010>, Megane Cc 2.0 Cvt 2010>, Megane Cc 2.0 Dci 2010>, Megane Cc 2.0 Tce 2010>, Megane lii Combi Van 1.5 Dci 2008>, Megane lii Combi Van 1.5 Dci 2010>, Megane lii Coupe 1.2 Tce 2013>, Megane lii Coupe 1.2 Tce 2012>, Megane lii Coupe 1.4 Tce 2009>, Megane lii Coupe 1.5 Dci 2008>, Megane lii Coupe 1.5 Dci 2009>, Megane lii Coupe 1.6 16V 2008>, Megane lii Coupe 1.6 16V Bifuel 2008>, Megane lii Coupe 1.6 Dci 2011>, Megane lii Coupe 1.9 Dci 2008>, Megane lii Coupe 2.0 Cvt 2009>, Megane lii Coupe 2.0 Dci 2012>, Megane lii Coupe 2.0 Dci 2009>, Megane lii Coupe 2.0 R.S. 2008>, Megane lii Coupe 2.0 Tce 2012>, Megane lii Coupe 2.0 Tce 2008>, Megane lii Coupe 2.0 Tce 2009>, Megane lii Coupe 2.0 Tce 220 2013>, Megane lii Grandtour 1.2 Tce 2013>, Megane lii Grandtour 1.2 Tce 2012>, Megane lii Grandtour 1.4 Tce 2009>, Megane lii Grandtour 1.5 Dci 2008>, Megane lii Grandtour 1.5 Dci 2009>, Megane lii Grandtour 1.6 16V 2009>, Megane lii Grandtour 1.6 Bifuel 2008>, Megane lii Grandtour 1.6 Dci 2011>, Megane lii Grandtour 1.9 Dci 2009>, Megane lii Grandtour 2.0 Cvt 2009>, Megane lii Grandtour 2.0 Dci 2012>, Megane lii Grandtour 2.0 Dci 2009>, Megane lii Grandtour 2.0 Dci 2010>, Megane lii Grandtour 2.0 Tce 2012>, Megane lii Grandtour 2.0 Tce 2008>, Megane lii Hatchback 1.2 Tce 2013>, Megane lii Hatchback 1.2 Tce 2012>, Megane lii Hatchback 1.4 Tce 2009>, Megane lii Hatchback 1.5 Dci 2008>, Megane lii Hatchback 1.5 Dci 2009>, Megane lii Hatchback 1.5 Dci 2013>, Megane lii Hatchback 1.6 16V 2008>, Megane lii Hatchback 1.6 16V 2010>, Megane lii Hatchback 1.6 16V Bifuel 2009>, Megane lii Hatchback 1.6 16V Hi-Flex 2008>, Megane lii Hatchback 1.6 Dci 2011>, Megane lii Hatchback 1.9 Dci 2008>, Megane lii Hatchback 2.0 2011>, Megane lii Hatchback 2.0 Cvt 2009>, Megane lii Hatchback 2.0 Dci 2012>, Megane lii Hatchback 2.0 Dci 2009>, Megane lii Hatchback 2.0 Dci 2010>, Megane lii Hatchback 2.0 Tce 2012>, Megane lii Hatchback 2.0 Tce 2008>, Megane lii Hatchback 2.0 Tce 220 2013>, Megane lii Hatchback Van 1.5 Dci 2008>, Megane lii Hatchback Van 1.5 Dci 2009>, Scénic lii 1.2 Tce 2012>, Scénic lii 1.2 Tce 2013>, Scénic lii 1.4 16V 2009>, Scénic lii 1.5 Dci 2008>, Scénic lii 1.5 Dci 2010>, Scénic lii 1.6 16V 2009>, Scénic lii 1.6 16V Bifuel 2009>, Scénic lii 1.6 Dci 2011>, Scénic lii 1.6 E85 2009>, Scénic lii 1.9 Dci 2009>, Scénic lii 2.0 16V 2008>, Scénic lii 2.0 16V 2009>, Scénic lii 2.0 Dci 2009>



GS2492

FRONT WHEEL SENSOR (BOTH SIDES)

REPLACES / REEMPLAZA:

Renault: 479109155R, 479100004R, 0265008941; **Bosch:** 0 265 008 941; **Meat & Doria:** 90501, 90501E; **Mobiletron:** AB-EU166

APPLICATION / APLICACIÓN:

DACIA: Duster 1.0 Tce 100 2019>, Duster 1.0 Tce 100 4X4 2019>, Duster 1.2 Tce 125 2017>, Duster 1.2 Tce 125 4X4 2017>, Duster 1.3 Tce 130 2019>, Duster 1.3 Tce 130 4X4 2019>, Duster 1.3 Tce 150 2019>, Duster 1.3 Tce 150 4X4 2019>, Duster 1.5 Dci 110 2017>, Duster 1.5 Dci 110 4X4 2017>, Duster 1.5 Dci 115 2017>, Duster 1.5 Dci 115 4X4 2017>, Duster 1.5 Dci 90 2017>, Duster 1.5 Dci 95 2017>, Duster 1.6 Sce 115 2017>, Duster 1.6 Sce 115 4X4 2017>, Duster 1.6 Sce 115 Lpg 2017>, Duster 1.2 Tce 125 2013>, Duster 1.2 Tce 125 4X4 2013>, Duster 1.5 Dci 2008>, Duster 1.5 Dci 4X4 2010>, Duster 1.6 16V 2008>, Duster 1.6 16V 4X4 2010>, Duster 1.6 16V Hi-Flex 2010>, Duster 1.6 16V Lpg 2011>, Duster 1.6 Sce 115 2015>, Duster 1.6 Sce 115 4X4 2015>, Duster 1.6 Sce 115 Lpg 2015>, Duster Box 1.2 Tce 125 4X4 2013>, Duster Box 1.5 Dci 2008>, Duster Box 1.5 Dci 4X4 2010>, Duster Box 1.6 16V 2008>, Duster Box 1.6 16V 4X4 2010>, Duster Box 1.6 16V Hi-Flex 2010>, Duster Box 1.6 Sce 115 2015>, Duster Box 1.6 Sce 115 4X4 2015> **RENAULT:** Arkana I 1.3 Tce 150 2019>, Arkana I 1.3 Tce 150 4X4 2019>, Arkana I 1.6 2013>, Arkana I 1.6 4X4 2019>, Duster 1.5 Dci 110 2017>, Duster 1.5 Dci 110 4X4 2017>, Duster 1.5 Dci 4X4 2010>, Duster 1.5 Dci 4X4 2013>, Duster 1.6 16V 2012>, Duster 1.6 16V 4X4 2010>, Duster 1.6 16V 4X4 2011>, Duster 1.6 Hi-Flex 2011>, Duster 2.0 2011>, Duster 2.0 4X4 2011>, Duster 2.0 Flex 2010>, Duster 2.0 Flex 4X4 2013>, Duster 2.0 Hi-Flex 2011>, Duster 2.0 Hi-Flex 4X4 2011>, Fluence 1.5 Dci 2008>, Fluence 1.5 Dci 2010>, Fluence 1.6 2013>, Fluence 1.6 16V 2008>, Fluence 1.6 16V 2010>, Fluence 1.6 Dci 2014>, Fluence 1.6 Lpg 16V 2012>, Fluence 2.0 2011>, Fluence 2.0 16V 2010>, Fluence 2.0 Flex 2010>, Fluence Z.E. 2012>, Grand Scénic Iii 1.2 Tce 2012>, Grand Scénic Iii 1.2 Tce 2013>, Grand Scénic Iii 1.4 16V 2009>, Grand Scénic Iii 1.5 Dci 2008>, Grand Scénic Iii 1.6 16V 2009>, Grand Scénic Iii 1.6 16V Bifuel 2009>, Grand Scénic Iii 1.6 Dci 2011>, Grand Scénic Iii 1.6 E85 2009>, Grand Scénic Iii 1.9 Dci 2009>, Grand Scénic Iii 2.0 16V 2009>, Grand Scénic Iii 2.0 Dci 2009>, Megane Cc 1.2 Tce 2012>, Megane Cc 1.2 Tce 2013>, Megane Cc 1.4 Tce 2010>, Megane Cc 1.5 Dci 2010>, Megane Cc 1.5 Dci 2013>, Megane Cc 1.6 16V 2010>, Megane Cc 1.6 16V Hi-Flex 2010>, Megane Cc 1.6 Dci 2011>, Megane Cc 1.9 Dci 2010>, Megane Cc 2.0 Cvt 2010>, Megane Cc 2.0 Dci 2010>, Megane Cc 2.0 Tce 2010>, Megane Iii Combi Van 1.5 Dci 2008>, Megane Iii Combi Van 1.5 Dci 2010>, Megane Iii Coupe 1.2 Tce 2013>, Megane Iii Coupe 1.2 Tce 2012>, Megane Iii Coupe 1.4 Tce 2009>, Megane Iii Coupe 1.5 Dci 2008>, Megane Iii Coupe 1.5 Dci 2009>, Megane Iii Coupe 1.6 16V 2008>, Megane Iii Coupe 1.6 16V Bifuel 2008>, Megane Iii Coupe 1.6 Dci 2011>, Megane Iii Coupe 1.9 Dci 2008>, Megane Iii Coupe 2.0 Cvt 2009>, Megane Iii Coupe 2.0 Dci 2012>, Megane Iii Coupe 2.0 Dci 2009>, Megane Iii Coupe 2.0 Tce 2012>, Megane Iii Coupe 2.0 Tce 2008>, Megane Iii Coupe 2.0 Tce 220 2013>, Megane Iii Grandtour 1.2 Tce 2013>, Megane Iii Grandtour 1.2 Tce 2012>, Megane Iii Grandtour 1.4 Tce 2009>, Megane Iii Grandtour 1.5 Dci 2008>, Megane Iii Grandtour 1.5 Dci 2009>, Megane Iii Grandtour 1.6 16V 2009>, Megane Iii Grandtour 1.6 Bifuel 2008>, Megane Iii Grandtour 1.6 Dci 2011>, Megane Iii Grandtour 1.9 Dci 2009>, Megane Iii Grandtour 2.0 Cvt 2009>, Megane Iii Grandtour 2.0 Dci 2012>, Megane Iii Grandtour 2.0 Dci 2009>, Megane Iii Grandtour 2.0 Dci 2010>, Megane Iii Grandtour 2.0 Tce 2012>, Megane Iii Grandtour 2.0 Tce 2008>, Megane Iii Hatchback 1.2 Tce 2013>, Megane Iii Hatchback 1.2 Tce 2012>, Megane Iii Hatchback 1.4 Tce 2009>, Megane Iii Hatchback 1.4 Tce 2009>, Megane Iii Hatchback 1.5 Dci 2008>, Megane Iii Hatchback 1.5 Dci 2009>, Megane Iii Hatchback 1.5 Dci 2013>, Megane Iii Hatchback 1.6 16V 2008>, Megane Iii Hatchback 1.6 16V 2010>, Megane Iii Hatchback 1.6 16V Bifuel 2009>, Megane Iii Hatchback 1.6 16V Hi-Flex 2008>, Megane Iii Hatchback 1.6 Dci 2011>, Megane Iii Hatchback 1.9 Dci 2008>, Megane Iii Hatchback 2.0 2011>, Megane Iii Hatchback 2.0 Cvt 2009>, Megane Iii Hatchback 2.0 Dci 2012>, Megane Iii Hatchback 2.0 Dci 2009>, Megane Iii Hatchback 2.0 Dci 2010>, Megane Iii Hatchback 2.0 Tce 2012>, Megane Iii Hatchback 2.0 Tce 2008>, Megane Iii Hatchback Van 1.5 Dci 2008>, Megane Iii Hatchback Van 1.5 Dci 2009>, Oroch 1.6 Flex 2015>, Oroch 2.0 Flex 2010>, Scénic Iii 1.2 Tce 2012>, Scénic Iii 1.2 Tce 2013>, Scénic Iii 1.4 16V 2009>, Scénic Iii 1.5 Dci 2008>, Scénic Iii 1.5 Dci 2010>, Scénic Iii 1.6 16V 2009>, Scénic Iii 1.6 16V Bifuel 2009>, Scénic Iii 1.6 Dci 2011>, Scénic Iii 1.6 E85 2009>, Scénic Iii 1.9 Dci 2009>, Scénic Iii 2.0 16V 2008>, Scénic Iii 2.0 16V 2009>, Scénic Iii 2.0 Dci 2009>



GS2493

FRONT WHEEL SENSOR (BOTH SIDES)

REPLACES / REEMPLAZA:

Renault: 8200583498, 0265008077; **Delphi:** SS20155; **Cargo:** 182361; **Meat & Doria:** 90327, 90327E; **Mobiletron:** AB-EU031

APPLICATION / APLICACIÓN:

NISSAN: Primastar Box 1.9 Dci 100 2002>, Primastar Box 1.9 Dci 80 2002>, Primastar Box 2.0 2001>, Primastar Box 2.0 Dci 115 2006>, Primastar Box 2.0 Dci 90 2006>, Primastar Box 2.5 Dci 115 2008>, Primastar Box 2.5 Dci 140 2002>, Primastar Box 2.5 Dci 150 2006>, Primastar Bus 2.0 2001>, Primastar Bus Dci 100 2001>, Primastar Bus Dci 115 2008>, Primastar Bus Dci 120 2006>, Primastar Bus Dci 140 2003>, Primastar Bus Dci 150 2006>, Primastar Bus Dci 80 2001>, Primastar Bus Dci 90 2006>, Primastar Platparam/Chassis 1.9 Dci 100 2002>, Primastar Platparam/Chassis 1.9 Dci 80 2002>, Primastar Platparam/Chassis 2.0 2001>, Primastar Platparam/Chassis 2.5 Dci 140 2002>, Primastar Platparam/Chassis 2.5 Dci 150 2006>;

OPEL: Vivaro A Box 1.9 Di 2001>, Vivaro A Box 1.9 Dti 2001>, Vivaro A Box 2.0 16V 2001>, Vivaro A Box 2.0 Cdti 2006>, Vivaro A Box 2.0 Ecotec 2006>, Vivaro A Box 2.5 Cdti 2006>, Vivaro A Box 2.5 Dti 2003>, Vivaro A Combi 1.9 Di 2001>, Vivaro A Combi 1.9 Dti 2001>, Vivaro A Combi 2.0 16V 2001>, Vivaro A Combi 2.0 Cdti 2006>, Vivaro A Combi 2.0 Ecotec 2006>, Vivaro A Combi 2.5 Cdti 2006>, Vivaro A Combi 2.5 Dti 2003>, Vivaro A Platparam/Chassis 1.9 Di 2001>, Vivaro A Platparam/Chassis 1.9 Dti 2001>, Vivaro A Platparam/Chassis 2.0 16V 2001>, Vivaro A Platparam/Chassis 2.0 Cdti 2006>, Vivaro A Platparam/Chassis 2.0 Ecotec 2006>, Vivaro A Platparam/Chassis 2.5 Cdti 2003>, Vivaro A Platparam/Chassis 2.5 Dti 2003>;

RENAULT: Trafic Ii Box 1.9 Dci 2001>, Trafic Ii Box 1.9 Dci 100 2001>, Trafic Ii Box 1.9 Dci 80 2001>, Trafic Ii Box 2.0 2001>, Trafic Ii Box 2.0 16V 2001>, Trafic Ii Box 2.0 Dci 115 2006>, Trafic Ii Box 2.0 Dci 90 2006>, Trafic Ii Box 2.5 Dci 2007>, Trafic Ii Box 2.5 Dci 135 2003>, Trafic Ii Box 2.5 Dci 145 2006>, Trafic Ii Box 2.5 Dti 2003>, Trafic Ii Bus 1.9 Dci 2001>, Trafic Ii Bus 1.9 Dci 100 2001>, Trafic Ii Bus 1.9 Dci 80 2001>, Trafic Ii Bus 2.0 2001>, Trafic Ii Bus 2.0 16V 2001>, Trafic Ii Bus 2.0 Dci 115 2006>, Trafic Ii Bus 2.0 Dci 90 2006>, Trafic Ii Bus 2.5 Dci 115 2008>, Trafic Ii Bus 2.5 Dci 135 2003>, Trafic Ii Bus 2.5 Dci 145 2006>, Trafic Ii Platparam/Chassis 1.9 Dci 2001>, Trafic Ii Platparam/Chassis 1.9 Dci 100 2001>, Trafic Ii Platparam/Chassis 1.9 Dci 80 2001>, Trafic Ii Platparam/Chassis 2.0 2001>, Trafic Ii Platparam/Chassis 2.0 16V 2001>, Trafic Ii Platparam/Chassis 2.0 Dci 115 2006>, Trafic Ii Platparam/Chassis 2.0 Dci 90 2006>, Trafic Ii Platparam/Chassis 2.5 Dci 2007>, Trafic Ii Platparam/Chassis 2.5 Dci 135 2001>, Trafic Ii Platparam/Chassis 2.5 Dci 145 2006>;

VAUXHALL: Vivaro A Box 1.9 Di 2001>, Vivaro A Box 1.9 Dti 2001>, Vivaro A Box 2.0 16V 2001>, Vivaro A Box 2.0 Cdti 2006>, Vivaro A Box 2.0 Ecotec 2006>, Vivaro A Box 2.5 Cdti 2003>, Vivaro A Box 2.5 Dti 2003>, Vivaro A Combi 1.9 Di 2001>, Vivaro A Combi 1.9 Dti 2001>, Vivaro A Combi 2.0 16V 2001>, Vivaro A Combi 2.0 Cdti 2006>, Vivaro A Combi 2.0 Ecotec 2006>, Vivaro A Combi 2.5 Cdti 2003>, Vivaro A Combi 2.5 Dti 2003>, Vivaro A Platparam/Chassis 1.9 Di 2001>, Vivaro A Platparam/Chassis 1.9 Dti 2001>, Vivaro A Platparam/Chassis 2.0 16V 2001>, Vivaro A Platparam/Chassis 2.0 Cdti 2006>, Vivaro A Platparam/Chassis 2.0 Ecotec 2006>, Vivaro A Platparam/Chassis 2.5 Cdti 2003>

GS2494

REAR WHEEL SENSOR (BOTH SIDES)

REPLACES / REEMPLAZA:

Renault: 8200724127, 0265008078, 0986594588; **Bosch:** 0 986 594 588; **Delphi:** SS20247; **Cargo:** 182354; **Meat & Doria:** 90328; **Mobiletron:** AB-EU035

APPLICATION / APLICACIÓN:

NISSAN: Primastar Furgão 1.9 Dci 100 2002>, Primastar Furgão 1.9 Dci 80 2002>, Primastar Furgão 2.0 2003>, Primastar Furgão 2.0 Dci 115 2006>, Primastar Furgão 2.0 Dci 90 2006>, Primastar Furgão 2.5 Dci 140 2003>, Primastar Furgão 2.5 Dci 150 2006>, Primastar Van De Passageiro 2.0 2001>, Primastar Van De Passageiro Dci 100 2001>, Primastar Van De Passageiro Dci 120 2006>, Primastar Van De Passageiro Dci 140 2003>, Primastar Van De Passageiro Dci 150 2006>, Primastar Van De Passageiro Dci 80 2001>, Primastar Van De Passageiro Dci 90 2006>;

OPEL: Vivaro A truck De Plataparama/Chassis 1.9 Dti 2006>, Vivaro A truck De Plataparama/Chassis 1.9 Di 2001>, Vivaro A truck De Plataparama/Chassis 2.0 16V 2003>, Vivaro A truck De Plataparama/Chassis 2.0 Cdti 2006>, Vivaro A truck De Plataparama/Chassis 2.0 Ecotec 2006>, Vivaro A truck De Plataparama/Chassis 2.5 Cdti 2006>, Vivaro A truck De Plataparama/Chassis 2.5 Dti 2003>, Vivaro A Combi 1.9 Di 2001>, Vivaro A Combi 1.9 Dti 2001>, Vivaro A Combi 2.0 16V 2001>, Vivaro A Combi 2.0 Cdti 2006>, Vivaro A Combi 2.0 Ecotec 2006>, Vivaro A Combi 2.5 Cdti 2006>, Vivaro A Combi 2.5 Dti 2003>, Vivaro A Furgão 1.9 Di 2001>, Vivaro A Furgão 1.9 Dti 2001>, Vivaro A Furgão 2.0 16V 2001>, Vivaro A Furgão 2.0 Cdti 2006>, Vivaro A Furgão 2.0 Ecotec 2006>, Vivaro A Furgão 2.5 Cdti 2006>, Vivaro A Furgão 2.5 Dti 2003>;

RENAULT: Trafic li truck De Plataparama/Chassis 1.9 Dci 100 2001>, Trafic li truck De Plataparama/Chassis 1.9 Dci 80 2001>, Trafic li truck De Plataparama/Chassis 2.0 2001>, Trafic li truck De Plataparama/Chassis 2.0 Dci 115 2006>, Trafic li truck De Plataparama/Chassis 2.0 Dci 90 2006>, Trafic li truck De Plataparama/Chassis 2.5 Dci 135 2001>, Trafic li truck De Plataparama/Chassis 2.5 Dci 145 2006>, Trafic li Furgão 1.9 Dci 100 2001>, Trafic li Furgão 1.9 Dci 80 2001>, Trafic li Furgão 2.0 2001>, Trafic li Furgão 2.0 16V 2006>, Trafic li Furgão 2.0 Dci 115 2006>, Trafic li Furgão 2.0 Dci 90 2006>, Trafic li Furgão 2.5 Dci 135 2003>, Trafic li Furgão 2.5 Dci 145 2006>, Trafic li Van De Passageiro 1.9 Dci 100 2001>, Trafic li Van De Passageiro 1.9 Dci 80 2001>, Trafic li Van De Passageiro 2.0 2001>, Trafic li Van De Passageiro 2.0 16V 2006>, Trafic li Van De Passageiro 2.0 Dci 115 2006>, Trafic li Van De Passageiro 2.0 Dci 90 2006>, Trafic li Van De Passageiro 2.5 Dci 115 2008>, Trafic li Van De Passageiro 2.5 Dci 135 2003>, Trafic li Van De Passageiro 2.5 Dci 145 2006>



GS2495

FRONT WHEEL SENSOR (LEFT SIDE)

REPLACES / REEMPLAZA:

Toyota: 8954335050, 895430C010, 8954335050;

Meat & Doria: 90942E; **Mobiletron:** AB-JP044

APPLICATION / APLICACIÓN:

TOYOTA: 4 Runner 2.7 4Wd 1995>, 4 Runner 3.4 4Wd 1995>, Land Cruiser 90 2.7 1995>, Land Cruiser 90 3.0 D-4D 4Wd 2000>, Land Cruiser 90 3.0 Td 1995>, Land Cruiser 90 3.0 Td 1996>, Land Cruiser 90 3.4 I 24V 1996>



GS2496

FRONT WHEEL SENSOR (RIGHT SIDE)

REPLACES / REEMPLAZA:

Toyota: 8954235050, 895420C010; **A.B.S.:** 31563

APPLICATION / APLICACIÓN:

TOYOTA: 4 Runner 2.7 4Wd 1995>, 4 Runner 3.4 4Wd 1995>, Land Cruiser 90 2.7 1995>, Land Cruiser 90 3.0 D-4D 4Wd 2000>, Land Cruiser 90 3.0 Td 1995>, Land Cruiser 90 3.0 Td 1996>, Land Cruiser 90 3.4 I 24V 1996>



GS2497

REAR WHEEL SENSOR (RIGHT SIDE)

REPLACES / REEMPLAZA:

Toyota: 8954535030; **A.B.S.:** 31019

APPLICATION / APLICACIÓN:

TOYOTA: 4 Runner 2.7 4Wd 1995>, 4 Runner 3.4 4Wd 1995>, Land Cruiser 90 2.7 1995>, Land Cruiser 90 3.0 D-4D 4Wd 2000>, Land Cruiser 90 3.0 Td 1995>, Land Cruiser 90 3.0 Td 1996>, Land Cruiser 90 3.4 I 24V 1996>



GS2498

REAR WHEEL SENSOR (LEFT SIDE)

REPLACES / REEMPLAZA:

Toyota: 8954635030, 895450C010

APPLICATION / APLICACIÓN:

TOYOTA: 4 Runner 2.7 4Wd 1995>, 4 Runner 3.4 4Wd 1995>, Land Cruiser 90 2.7 1995>, Land Cruiser 90 3.0 D-4D 4Wd 2000>, Land Cruiser 90 3.0 Td 1995>, Land Cruiser 90 3.0 Td 1996>, Land Cruiser 90 3.4 I 24V 1996>



GS2499

FRONT WHEEL SENSOR (BOTH SIDES)

REPLACES / REEMPLAZA:

Mercedes-Benz: 2045400517, A2045400517, 2049058000, 2049053105; **Bosch:** 0 986 594 641; **A.B.S.:** 30406;

Meat & Doria: 90636, 90636E; **Mobiletron:** AB-EU358

APPLICATION / APLICACIÓN:

MERCEDES-BENZ: C-Class C 220 Cdi 4-Matic 2013>, C-Class C 250 Cdi 4-Matic 2011>, C-Class C 300 4-Matic 2011>, C-Class C 300 Cdi 4-Matic 2011>, C-Class C 350 4-Matic 2011>, C-Class C 350 Cdi 4-Matic 2009>, C-Class T-Model C 220 Cdi 4-Matic 2013>, C-Class T-Model C 250 Cdi 4-Matic 2010>, C-Class T-Model C 300 Cdi 4-Matic 2011>, C-Class T-Model C 350 Cdi 4-Matic 2009>, Glk-Class 200 2013>, Glk-Class 200 Cdi 2010>, Glk-Class 220 Cdi 2008>, Glk-Class 220 Cdi 4-Matic 2008>, Glk-Class 250 2013>, Glk-Class 250 4-Matic 2013>, Glk-Class 250 Cdi 4-Matic 2009>, Glk-Class 300 4-Matic 2009>, Glk-Class 350 2009>, Glk-Class 350 4-Matic 2008>, Glk-Class 350 Cdi 4-Matic 2009>, Glk-Class 350 Cdi 4-Matic 2012>





GS2500

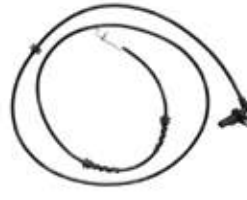
REAR WHEEL SENSOR (LEFT SIDE)

REPLACES / REEMPLAZA:

Renault: 479006554R, 0265008943, 0265008957;
Bosch: 0 265 007 529, 0 265 008 327; **Delphi:** SS20349;
Meat & Doria: 90026; **Mobiletron:** AB-EU394;
A.B.S.: 30388

APPLICATION / APLICACIÓN:

RENAULT: Clio li 1.2 (Bb0A, Bb0F, Bb10, Bb1K, Bb28, Bb2D, Bb2H, Cb0A,... 1998>, Clio li 1.2 16V (Bb05, Bb0W, Bb11, Bb27, Bb2T, Bb2U, Bb2V, Cb05,... 2001>, Clio li 1.2 Lpg 1998>2009, Clio li 1.4 1998>2005, Clio li 1.4 16V 1999>2004, Clio li 1.5 Dci 2001>2003, Clio li 1.6 1998>2005, Clio li 1.6 16V (Bb01, Bb0H, Bb0T, Bb14, Bb1D, Bb1R, Bb2KI, Bb3G... 1998>, Clio li 1.9 D 1998>2005, Clio li 2.0 16V Sport 2000>, Clio li Furgão 1.5 Dci 2001>, Thalia I 1.2 16V 2002>, Thalia I 1.4 2000>, Thalia I 1.4 16V 2000>, Thalia I 1.5 Dci 2001>2009



GS2501

REAR WHEEL SENSOR (RIGHT SIDE)

REPLACES / REEMPLAZA:

Renault: 479001745R, 8200254685; **Bosch:** 0 265 008 944;
A.B.S.: 30389; **Delphi:** SS20347; **Meat & Doria:** 90025

APPLICATION / APLICACIÓN:

RENAULT: Clio li 1.0 2001>, Clio li 1.0 Flex 2005>, Clio li 1.2 1998>, Clio li 1.2 16V 2001>, Clio li 1.2 Lpg 1998>, Clio li 1.4 1998>, Clio li 1.4 16V 1999>, Clio li 1.4 16V 2000>, Clio li 1.5 Dci 2001>, Clio li 1.5 Dci 2004>, Clio li 1.5 Dci 2005>, Clio li 1.5 Dci 2007>, Clio li 1.6 2004>, Clio li 1.6 1998>, Clio li 1.6 16V 1999>, Clio li 1.6 16V 1998>, Clio li 1.6 Flex 2000>, Clio li 1.9 D 1998>, Clio li 1.9 Dti 1999>, Clio li 2.0 16V Sport 2004>, Clio li 2.0 16V Sport 2000>, Clio li Box 1.2 1999>, Clio li Box 1.2 1998>, Clio li Box 1.5 Dci 2001>, Clio li Box 1.6 2003>, Clio li Box 1.9 D 1998>, Thalia I 1.2 16V 2002>, Thalia I 1.4 2000>, Thalia I 1.4 16V 2000>, Thalia I 1.5 Dci 2001>, Thalia I 1.6 Authentique Hi-Flex 2004>, Thalia li 1.2 16V 2008>, Thalia li 1.2 Lpg 1998>, Thalia li 1.4 2008>, Thalia li 1.5 Dci 2001>, Thalia li 1.6 16V 1999>, Thalia li 1.6 Flex 2000>



GS2502

FRONT WHEEL SENSOR (BOTH SIDES)

REPLACES / REEMPLAZA:

Renault: 8200933549, 8200186294, 0265008393, 0265007527; **Bosch:** 0 265 008 393, 0 265 008 945;
Meat & Doria: 90521; **Mobiletron:** AB-EU435

APPLICATION / APLICACIÓN:

RENAULT: Clio li 1.2 (Bb0A, Bb0F, Bb10, Bb1K, Bb28, Bb2D, Bb2H, Cb0A,... 1998>, Clio li 1.2 16V (Bb05, Bb0W, Bb11, Bb27, Bb2T, Bb2U, Bb2V, Cb05,... 2001>, Clio li 1.2 Lpg 1998>2009, Clio li 1.5 Dci 2001>2009, Clio li 1.6 16V (Bb01, Bb0H, Bb0T, Bb14, Bb1D, Bb1R, Bb2KI, Bb3G... 1998>, Clio li 2.0 16V Sport 2000>, Clio li 3.0 V6 Sport 2002>, Clio li Furgão 1.5 Dci 2001>, Thalia I 1.2 16V 2002>, Thalia I 1.4 2000>, Thalia I 1.4 16V 2000>, Thalia I 1.5 Dci 2001>2009



GS2503

FRONT WHEEL SENSOR (BOTH SIDES)

REPLACES / REEMPLAZA:

Subaru: 27540AG111, 27540AG101, 27540AG10B, 27540AG11B, 0265008339, 0265008338; **Meat & Doria:** 90800; **Mobiletron:** AB-JP043

APPLICATION / APLICACIÓN:

SUBARU: paraester 2.0 Awd 2005>, paraester 2.0 D Awd 2008>, paraester 2.5 Awd 2008>, paraester 2.0 I Awd 2011>, Impreza Hatchback 1.5 Awd 2008>, Impreza Hatchback 1.5 F 2008>, Impreza Hatchback 2.0 D Awd 2008>, Impreza Hatchback 2.0 R Awd 2008>, Impreza Hatchback 2.5 Awd 2008>, Impreza Hatchback 2.5 Sti Cs400 Awd 2010>, Impreza Hatchback 2.5 Wrx S Awd 2009>, Impreza Hatchback 2.5 Wrx Sti 330S Awd 2009>, Impreza Hatchback 2.5 Wrx Sti Awd 2008>, Impreza Saloon 1.5 2008>, Impreza Saloon 1.5 Awd 2008>, Impreza Saloon 2.0 I Awd 2011>, Impreza Saloon 2.5 Awd 2008>, Impreza Saloon 2.5 Wrx Se Awd 2009>, Impreza Saloon 2.5 Wrx Sti Awd 2011>, Legacy Iv 2.0 Awd 2005>, Legacy Iv 2.0 D Awd 2008>, Legacy Iv 2.0 R Awd 2007>, Legacy Iv 2.5 Awd 2003>, Legacy Iv 2.5 I Awd 2007>, Legacy Iv 3.0 R Awd 2003>, Legacy Iv Estate 2.0 Awd 2005>, Legacy Iv Estate 2.0 D Awd 2008>, Legacy Iv Estate 2.0 R Awd 2007>, Legacy Iv Estate 2.5 Awd 2003>, Legacy Iv Estate 2.5 I Awd 2008>, Legacy Iv Estate 3.0 R Awd 2003>, Outback 2.0 D Awd 2008>, Outback 2.5 Awd 2008>, Outback 2.5 Awd 2003>



GS2504

REAR WHEEL SENSOR (BOTH SIDES)

REPLACES / REEMPLAZA:

Subaru: 27540AG14A, 27540AG14B, 27540AG12A;
Mobiletron: AB-JP098

APPLICATION / APLICACIÓN:

SUBARU: Legacy V 2.0 D/ I Awd 2009>, Legacy V 2.0 I Lpg Awd 2009>, Legacy V 2.5 Gt Awd 2010>, Legacy V 2.5 I Awd 2009>, Legacy V Estate 2.0 D/ I Awd 2009>, Legacy V Estate 2.0 I Lpg Awd 2009>, Legacy V Estate 2.5 Cng Awd 2013>, Legacy V Estate 2.5 Gt Awd 2010>, Legacy V Estate 2.5 I Awd 2009>, Legacy V Estate 2.5 I Awd 2012>, Outback 2.0 D Awd 2009>, Outback 2.5 Bifuel Awd 2010>, Outback 2.5 Cng Awd 2013>, Outback 2.5 I Awd 2012>, Outback 2.5 I Awd 2009>, Outback 3.6 Awd 2011>, Outback 3.6 R Awd 2009>



GS2505

REAR WHEEL SENSOR (BOTH SIDES)

REPLACES / REEMPLAZA:

Subaru: 27540SC001, 27540SC001, 0265008347, 0265008347; **A.B.S.:** 31692

APPLICATION / APLICACIÓN:

SUBARU: Forester 2.0 Awd 2008>, Forester 2.0 Bifuel Awd 2009>, Forester 2.0 D Awd 2008>, Forester 2.5 Awd 2008>, Forester 2.5 Turbo Awd 2011>



GS2506

REAR WHEEL SENSOR (LEFT SIDE)

REPLACES / REEMPLAZA:

Subaru: 27540FG041, 27540FG040, 0265008344;
Meat & Doria: 90804

APPLICATION / APLICACIÓN:

SUBARU: Impreza Hatchback 1.5 Awd 2008>, Impreza Hatchback 1.5 F 2008>, Impreza Hatchback 2.0 D Awd 2009>, Impreza Hatchback 2.0 R Awd 2008>, Impreza Hatchback 2.5 Awd 2008>, Impreza Hatchback 2.5 Sti Cs400 Awd 2010>, Impreza Hatchback 2.5 Wrx Sti Awd 2008>, Impreza Saloon 1.5 2008>, Impreza Saloon 1.5 Awd 2008>, Impreza Saloon 2.0 I Awd 2011>, Impreza Saloon 2.5 Wrx Sti Awd 2011>



GS2507

REAR WHEEL SENSOR (RIGHT SIDE)

REPLACES / REEMPLAZA:

Subaru: 27540FG031, 27540FG030, 0265008345

APPLICATION / APLICACIÓN:

SUBARU: Impreza Hatchback 1.5 Awd 2008>, Impreza Hatchback 1.5 Bifuel Awd 2010>, Impreza Hatchback 1.5 F 2008>, Impreza Hatchback 2.0 D Awd 2009>, Impreza Hatchback 2.0 R Awd 2008>, Impreza Hatchback 2.0 R Bifuel Awd 2009>, Impreza Hatchback 2.5 Awd 2008>, Impreza Hatchback 2.5 Wrx Se Awd 2010>, Impreza Hatchback 2.5 Wrx Sti Awd 2008>, Impreza Saloon 1.5 2008>, Impreza Saloon 1.5 Awd 2008>, Impreza Saloon 2.0 I Awd 2011>, Impreza Saloon 2.5 Awd 2008>, Impreza Saloon 2.5 Wrx Se Awd 2009>, Impreza Saloon 2.5 Wrx Sti Awd 2011>


GS2508
FRONT WHEEL SENSOR (RIGHT SIDE)

REPLACES / REEMPLAZA:

Subaru: 27540AC020

APPLICATION / APLICACIÓN:

SUBARU: Forester 1998>2002, Legacy 1990>1999

GS2509
FRONT WHEEL SENSOR (LEFT SIDE)

REPLACES / REEMPLAZA:

Subaru: 27540AC030

APPLICATION / APLICACIÓN:

SUBARU: Forester 1998>2002, Legacy 1990>1999

GS2510
REAR WHEEL SENSOR (RIGHT SIDE)

REPLACES / REEMPLAZA:

Subaru: 27540FC000, 27540SA000

APPLICATION / APLICACIÓN:

SUBARU: Forester 1998>2006

GS2511
REAR WHEEL SENSOR (LEFT SIDE)

REPLACES / REEMPLAZA:

Subaru: 27540FC010, 27540SA010

APPLICATION / APLICACIÓN:

SUBARU: Forester 1998>2006

GS2512
REAR WHEEL SENSOR (RIGHT SIDE)

REPLACES / REEMPLAZA:

Subaru: 26740AA020, 26740AA021

APPLICATION / APLICACIÓN:

SUBARU: Impreza 1993>2001, Legacy 1990>1999

GS2513
REAR WHEEL SENSOR (LEFT SIDE)

REPLACES / REEMPLAZA:

Subaru: 26740AA030, 26740AA031

APPLICATION / APLICACIÓN:

SUBARU: Impreza 1993>2001, Legacy 1990>1999

GS2514
FRONT WHEEL SENSOR (RIGHT SIDE)

REPLACES / REEMPLAZA:

Subaru: 26740AA000, 26740AA001

APPLICATION / APLICACIÓN:

SUBARU: Impreza 1993>2001

GS2515
FRONT WHEEL SENSOR (LEFT SIDE)

REPLACES / REEMPLAZA:

Subaru: 26740AA010/ 26740AA011

APPLICATION / APLICACIÓN:

SUBARU: Impreza 1993>2001

GS2516
FRONT WHEEL SENSOR (BOTH SIDES)

REPLACES / REEMPLAZA:

Subaru: 27540XA00A

APPLICATION / APLICACIÓN:

SUBARU: Tribeca 2008>2014

GS2517
REAR WHEEL SENSOR (RIGHT SIDE)

REPLACES / REEMPLAZA:

Subaru: 27540XA02A

APPLICATION / APLICACIÓN:

SUBARU: Tribeca 2008>2014

GS2518
FRONT WHEEL SENSOR (RIGHT SIDE)

REPLACES / REEMPLAZA:

Subaru: 27540FJ000, 27540SG000; **Bosch:** 0 265 009 230; **Meat & Doria:** 90811

APPLICATION / APLICACIÓN:

SUBARU: Forester 2.0 Awd 2012>, Forester 2.0 Bifuel Awd 2013>, Forester 2.0 D Awd 2012>, Forester 2.0 I Awd 2012>, Forester 2.0 Xt Awd 2013>, Forester 2.5 Awd 2014>, Impreza Hatchback 1.6 I 2012>, Impreza Hatchback 1.6 I Awd 2012>, Impreza Hatchback 2.0 Awd 2012>, Impreza Saloon 1.6 2015>, Impreza Saloon 1.6 Awd 2012>, Impreza Saloon 1.6 Front Wheel Drive 2012>, Impreza Saloon 2.0 Awd 2011>, Xv 1.6 Bifuel Awd 2012>, Xv 1.6 I Awd 2012>, Xv 2.0 Bifuel Awd 2012>, Xv 2.0 D Awd 2012>, Xv 2.0 I Awd 2012>

GS2519
FRONT WHEEL SENSOR (LEFT SIDE)

REPLACES / REEMPLAZA:

Subaru: 27540SG011; **Bosch:** 0 265 009 452

APPLICATION / APLICACIÓN:

SUBARU: Forester 2.0 Awd 2012>, Forester 2.0 Bifuel Awd 2013>, Forester 2.0 D Awd 2012>, Forester 2.0 I Awd 2012>, Forester 2.0 Xt Awd 2013>, Forester 2.5 Awd 2014>, Impreza Hatchback 1.6 I 2012>, Impreza Hatchback 1.6 I Awd 2012>, Impreza Hatchback 2.0 Awd 2012>, Impreza Saloon 1.6 2015>, Impreza Saloon 1.6 Awd 2012>, Impreza Saloon 1.6 Front Wheel Drive 2012>, Impreza Saloon 2.0 Awd 2011>, Xv 1.6 Bifuel Awd 2012>, Xv 1.6 I Awd 2012>, Xv 2.0 Bifuel Awd 2012>, Xv 2.0 D Awd 2012>, Xv 2.0 I Awd 2012>



GS2520

REAR WHEEL SENSOR (RIGHT SIDE)

REPLACES / REEMPLAZA:

Subaru: 27540SG020; Bosch: 0 265 009 228;

Meat & Doria: 90813

APPLICATION / APLICACIÓN:

SUBARU: Forester 2.0 Awd 2012>, Forester 2.0 Bifuel Awd 2013>, Forester 2.0 D Awd 2012>, Forester 2.0 I Awd 2012>, Forester 2.0 Xt Awd 2013>, Forester 2.5 Awd 2014>, Xv 1.6 Bifuel Awd 2012>, Xv 1.6 I Awd 2012>, Xv 2.0 Bifuel Awd 2012>, Xv 2.0 D Awd 2012>, Xv 2.0 I Awd 2012>



GS2521

REAR WHEEL SENSOR

REPLACES / REEMPLAZA:

Bosch: 0 986 594 521; Peugeot: 4545C0, 4545G7;

Citroën: 4545C0, 4545G7

APPLICATION / APLICACIÓN:

Peugeot: 407 saloon/sw estate/coupe 1.6/1.8/2.0
Citroën: C6 saloon 2.2/2.7/3.0



GS2522

FRONT WHEEL SENSOR (RIGHT SIDE)

REPLACES / REEMPLAZA:

Subaru: 27540AE000, 27540AE001

APPLICATION / APLICACIÓN:

SUBARU: Impreza 2001>2006, Legacy 2000>2005



GS2523

FRONT WHEEL SENSOR (RIGHT SIDE)

REPLACES / REEMPLAZA:

27540AE000/ 27540AE001

APPLICATION / APLICACIÓN:

SUBARU: Impreza 2001>2006, Legacy 2000>2005



GS2524

FRONT WHEEL SENSOR (RIGHT SIDE)

REPLACES / REEMPLAZA:

27540AE000/ 27540AE001

APPLICATION / APLICACIÓN:

SUBARU: Impreza 2001>2006, Legacy 2000>2005



GS2525

FRONT WHEEL SENSOR (LEFT SIDE)

REPLACES / REEMPLAZA:

Subaru: 27540AE010

APPLICATION / APLICACIÓN:

SUBARU: Impreza 2001>2006, Legacy 2000>2005



GS2526

REAR WHEEL SENSOR (RIGHT SIDE)

REPLACES / REEMPLAZA:

Subaru: 27540AE040; A.B.S.: 31488

APPLICATION / APLICACIÓN:

SUBARU: Legacy Iii 2.0 Awd 1999>, Legacy Iii 2.5 Awd 1998>, Legacy Iii Estate 2.0 Awd 1998>, Legacy Iii Estate 2.5 Awd 1998>, Outback 2.5 Awd 1998>, Outback 3.0 H6 Awd 2000>



GS2527

REAR WHEEL SENSOR (LEFT SIDE)

REPLACES / REEMPLAZA:

Subaru: 27540AE050; A.B.S.: 31489

APPLICATION / APLICACIÓN:

SUBARU: Legacy Iii 2.0 Awd 1999>, Legacy Iii 2.5 Awd 1998>, Legacy Iii Estate 2.0 Awd 1998>, Legacy Iii Estate 2.5 Awd 1998>, Outback 2.5 Awd 1998>, Outback 3.0 H6 Awd 2000>



GS2528

FRONT WHEEL SENSOR (RIGHT SIDE)

REPLACES / REEMPLAZA:

Subaru: 27540AE020, 27540AE021; A.B.S.: 31486

APPLICATION / APLICACIÓN:

SUBARU: Forester 2.0 Awd 2002>, Forester 2.0 S Turbo Awd 2002>, Forester 2.0 X Awd 2005>, Forester 2.5 Awd 2005>, Forester 2.5 Awd 2003>, Forester 2.5 Prodrive Performance Pack Awd 2005>, Forester 2.5 Rx Nato Awd 2002>, Outback 3.0 H6 Awd 2000>



GS2529

FRONT WHEEL SENSOR (LEFT SIDE)

REPLACES / REEMPLAZA:

Subaru: 27540AE030, 27540FE130, 27540SA030

APPLICATION / APLICACIÓN:

SUBARU: Forester 2.0 Awd 2002>, Forester 2.0 S Turbo Awd 2002>, Forester 2.0 X Awd 2005>, Forester 2.5 Awd 2005>, Forester 2.5 Awd 2003>, Forester 2.5 Prodrive Performance Pack Awd 2005>, Forester 2.5 Rx Nato Awd 2002>, Outback 3.0 H6 Awd 2000>


GS2530
REAR WHEEL SENSOR
REPLACES / REEMPLAZA:
Chevrolet: 13324530, 12783655, 13346945, 13470643

Opel: 13324530, 12783655, 13346945, 13470643

APPLICATION / APLICACIÓN:
Chevrolet: Cruze, Volt

Opel: Astra, Meriva

PS: set of GS2258

GS2531
FRONT WHEEL SENSOR
REPLACES / REEMPLAZA:
Bosch: 0 265 006 201, 0 265 003 131

Peugeot: 6454531, 454544, 96140648, 96181977,

96181979, 96217750

APPLICATION / APLICACIÓN:
Peugeot: 306 hatchback/convertible/break

GS2532
FRONT WHEEL SENSOR (LEFT SIDE)
REPLACES / REEMPLAZA:
Mitsubishi: 4670A189; **A.B.S.:** 31305;

Meat & Doria: 90909E; **Mobiletron:** AB-JP116

APPLICATION / APLICACIÓN:
MITSUBISHI: Pajero Iv 3.0 4Wd 2007>, Pajero Iv 3.2 Di-D 2006>, Pajero Iv 3.2 Di-D 2007>, Pajero Iv 3.2 Di-D 4Wd 2007>, Pajero Iv 3.2 Di-D Gls 2007>, Pajero Iv 3.5 V6 4Wd 2009>, Pajero Iv 3.8 V6 2006>, Pajero Iv 3.8 V6 2007>, Pajero Iv Van 3.2 Di-D 2006>, Pajero Iv Van 3.2 Di-D 4Wd 2007>, Pajero Iv Van 3.2 Td 4Wd 2010>

GS2533
FRONT WHEEL SENSOR (RIGHT SIDE)
REPLACES / REEMPLAZA:
Mitsubishi: 4670A190; **A.B.S.:** 31306;

Meat & Doria: 90910E; **Mobiletron:** AB-JP117

APPLICATION / APLICACIÓN:
MITSUBISHI: Pajero Iv 3.0 4Wd 2007>, Pajero Iv 3.2 Di-D 2006>, Pajero Iv 3.2 Di-D 2007>, Pajero Iv 3.2 Di-D 4Wd 2007>, Pajero Iv 3.2 Di-D Gls 2007>, Pajero Iv 3.5 V6 4Wd 2009>, Pajero Iv 3.8 V6 2006>, Pajero Iv 3.8 V6 2007>, Pajero Iv Van 3.2 Di-D 2006>, Pajero Iv Van 3.2 Di-D 4Wd 2007>, Pajero Iv Van 3.2 Td 4Wd 2010>

GS2534
REAR WHEEL SENSOR (LEFT SIDE)
REPLACES / REEMPLAZA:
Mitsubishi: 4670A255; **A.B.S.:** 31630

APPLICATION / APLICACIÓN:
MITSUBISHI: Pajero Iv 3.0 4Wd 2007>, Pajero Iv 3.2 Di-D 2007>, Pajero Iv 3.2 Di-D 4Wd 2007>, Pajero Iv 3.8 V6 2006>, Pajero Iv Van 3.2 Di-D 2006>, Pajero Iv Van 3.2 Di-D 4Wd 2007>, Pajero Iv Van 3.2 Td 4Wd 2010>

GS2535
FRONT WHEEL SENSOR (RIGHT SIDE)
REPLACES / REEMPLAZA:
Toyota: 8954233030, 8954207010, 8954207020

APPLICATION / APLICACIÓN:
TOYOTA: Camry 2.2 1997>, Camry 2.2 1996>, Camry 3.0 24V 1996>, Camry 3.0 V6 1996>

GS2537
REAR WHEEL SENSOR (LEFT SIDE)
REPLACES / REEMPLAZA:
Toyota: 8954632030, 8954633020; **A.B.S.:** 31021

APPLICATION / APLICACIÓN:
TOYOTA: Camry 2.2 1997>, Camry 2.2 1996>, Camry 3.0 24V 1996>, Camry 3.0 V6 1996>

GS2538
REAR WHEEL SENSOR (RIGHT SIDE)
REPLACES / REEMPLAZA:
Lexus: 8954533020; **A.B.S.:** 31022

APPLICATION / APLICACIÓN:
TOYOTA: Camry 2.2 1997>, Camry 2.2 1996>, Camry 3.0 24V 1996>, Camry 3.0 V6 1996>

GS2539
FRONT WHEEL SENSOR (RIGHT SIDE)
REPLACES / REEMPLAZA:
Toyota: 895420210, 8954202030, 8954212040;

A.B.S.: 31030

APPLICATION / APLICACIÓN:
TOYOTA: Corolla 1.4 1997>, Corolla 1.4 16V 2000>, Corolla 1.6 1997>, Corolla 1.6 16V 1999>, Corolla 1.6 Aut. 1997>, Corolla 1.6 1997>, Corolla 1.9 D 2000>, Corolla 2.0 D 1997>, Corolla 2.0 D-4D 2000>, Corolla Box 2.0 D4D 2000>, Corolla Compact 1.4 1997>, Corolla Compact 1.4 1999>, Corolla Compact 1.6 1997>, Corolla Compact 1.6 1999>, Corolla Compact 1.6 Aut. 1997>, Corolla Compact 1.9 D 2000>, Corolla Compact 2.0 D 1997>, Corolla Compact 2.0 D-4D 2000>, Corolla Estate 1.4 1997>, Corolla Estate 1.4 16V 2000>, Corolla Estate 1.6 1997>, Corolla Estate 1.6 16V 1999>, Corolla Estate 1.6 Aut. 1997>, Corolla Estate 1.8 1997>, Corolla Estate 1.8 4Wd 1997>, Corolla Estate 1.9 D 2000>, Corolla Estate 2.0 D 1997>, Corolla Estate 2.0 D-4D 2000>, Corolla Liftback 1.4 1997>, Corolla Liftback 1.4 1999>, Corolla Liftback 1.6 1997>, Corolla Liftback 1.6 1999>, Corolla Liftback 1.6 Aut. 1997>, Corolla Liftback 1.9 D 2000>, Corolla Liftback 2.0 D 1997>, Corolla Liftback 2.0 D-4D 2000>, Tercel Hatchback 1.3 1994>

GS2540
FRONT WHEEL SENSOR (LEFT SIDE)
REPLACES / REEMPLAZA:
Toyota: 8954302010, 8954302030, 8954312040;

A.B.S.: 31029; **Delphi:** SS20288

APPLICATION / APLICACIÓN:
TOYOTA: Corolla 1.6 1994>, Corolla 1.3 1997>, Corolla 1.4 1997>, Corolla 1.4 16V 2000>, Corolla 1.6 1997>, Corolla 1.6 16V 1999>, Corolla 1.6 Aut. 1997>, Corolla 1.8 1998>, Corolla 1.8 1997>, Corolla 1.9 D 2000>, Corolla 2.0 D 1997>, Corolla 2.0 D-4D 2000>, Corolla 2.2 Td 1998>, Corolla Box 2.0 D4D 2000>, Corolla Compact 1.6 I 1994>, Corolla Compact 1.4 1997>, Corolla Compact 1.4 1999>, Corolla Compact 1.6 1997>, Corolla Compact 1.6 1999>, Corolla Compact 1.6 Aut. 1997>, Corolla Compact 1.9 D 2000>, Corolla Compact 2.0 D 1997>, Corolla Compact 2.0 D-4D 1997>, Corolla Compact 2.0 D-4D 2000>, Corolla Compact 2.2 Td 1998>, Corolla Estate 1.4 1997>, Corolla Estate 1.4 16V 2000>, Corolla Estate 1.6 1997>, Corolla Estate 1.6 16V 1999>, Corolla Estate 1.6 Aut. 1997>, Corolla Estate 1.8 1997>, Corolla Estate 1.8 4Wd 1997>, Corolla Estate 1.9 D 2000>, Corolla Estate 2.0 D 1997>, Corolla Estate 2.0 D-4D 1997>, Corolla Estate 2.0 D-4D 2000>, Corolla Liftback 1.4 1999>, Corolla Liftback 1.6 1997>, Corolla Liftback 1.6 1999>, Corolla Liftback 1.6 Aut. 1997>, Corolla Liftback 1.8 1998>, Corolla Liftback 1.9 D 2000>, Corolla Liftback 2.0 D 1997>, Corolla Liftback 2.0 D-4D 2000>



GS2543

REAR WHEEL SENSOR (LEFT SIDE)

REPLACES / REEMPLAZA:
Toyota: 895460K240
 APPLICATION / APLICACIÓN:
TOYOTA: Hilux 2015>



GS2544

REAR WHEEL SENSOR (RIGHT SIDE)

REPLACES / REEMPLAZA:
Toyota: 895450K240
 APPLICATION / APLICACIÓN:
TOYOTA: Hilux 2015>



GS2545

FRONT WHEEL SENSOR (LEFT SIDE)

REPLACES / REEMPLAZA:
Toyota: 895430K061
 APPLICATION / APLICACIÓN:
TOYOTA: Hilux 2015>, Hilux SW4 2016>



GS2546

FRONT WHEEL SENSOR (RIGHT SIDE)

REPLACES / REEMPLAZA:
Toyota: 895420K060
 APPLICATION / APLICACIÓN:
TOYOTA: Hilux 2015>, Hilux SW4 2016>



GS2547

REAR WHEEL SENSOR (RIGHT SIDE)

REPLACES / REEMPLAZA:
Toyota: 895450K130
 APPLICATION / APLICACIÓN:
TOYOTA: Hilux SW4 2016>



GS2548

REAR WHEEL SENSOR (LEFT SIDE)

REPLACES / REEMPLAZA:
Toyota: 895460K130
 APPLICATION / APLICACIÓN:
TOYOTA: Hilux SW4 2016>



GS2550

FRONT WHEEL SENSOR (RIGHT SIDE)

REPLACES / REEMPLAZA:
Toyota: 8954233090; **A.B.S.:** 31112
 APPLICATION / APLICACIÓN:
LEXUS: Es 3.5 2006>
TOYOTA: Aurion 3.5 2006>, Camry Saloon 2.4 2006>, Camry Saloon 3.5 2006>



GS2551

FRONT WHEEL SENSOR (RIGHT SIDE)

REPLACES / REEMPLAZA:
Toyota: 8954206010, 8954233070
 APPLICATION / APLICACIÓN:
TOYOTA: Camry Sedan 2.4 2001>2006, Camry Sedan 3.0 2001>2006



GS2555

FRONT WHEEL SENSOR (RIGHT SIDE)

REPLACES / REEMPLAZA:
Toyota: 895420R010, 8954242050; **A.B.S.:** 31135;
Meat & Doria: 90577
 APPLICATION / APLICACIÓN:
TOYOTA: Rav 4 Iii 2.0 2008>, Rav 4 Iii 2.0 4Wd 2006>, Rav 4 Iii 2.0 4Wd 2008>, Rav 4 Iii 2.2 D 2008>, Rav 4 Iii 2.2 D 4Wd 2006>



GS2556

FRONT WHEEL SENSOR (LEFT SIDE)

REPLACES / REEMPLAZA:
Toyota: 8954342050; **A.B.S.:** 31044;
Meat & Doria: 90576
 APPLICATION / APLICACIÓN:
TOYOTA: Rav 4 Iii 2.0 2008>, Rav 4 Iii 2.0 4Wd 2006>, Rav 4 Iii 2.0 4Wd 2008>, Rav 4 Iii 2.2 D 2008>, Rav 4 Iii 2.2 D 4Wd 2006>



GS2557

REAR WHEEL SENSOR (RIGHT SIDE)

REPLACES / REEMPLAZA:
Toyota: 8954542040; **A.B.S.:** 31137
 APPLICATION / APLICACIÓN:
TOYOTA: Rav 4 Iii 2.0 2009>, Rav 4 Iii 2.0 2008>, Rav 4 Iii 2.0 4Wd 2006>, Rav 4 Iii 2.0 4Wd 2009>, Rav 4 Iii 2.0 4Wd 2008>, Rav 4 Iii 2.2 D 2008>, Rav 4 Iii 2.2 D 4Wd 2005>, Rav 4 Iii 2.2 D 4Wd 2006>, Rav 4 Iii 2.4 2005>, Rav 4 Iii 2.4 4Wd 2005>, Rav 4 Iii 3.5 4Wd 2005>



GS2558

FRONT AND REAR WHEEL SENSOR (RIGHT SIDE)

REPLACES / REEMPLAZA:

Toyota: 8954204020, 8954260050; **A.B.S.:** 31114

APPLICATION / APLICACIÓN:

LEXUS: Gx 470 2001>, Gx 460 4Wd 2010>, Lx 450D 2015>, Lx 570 2007> **TOYOTA:** Fj Cruiser 4.0 2005>, Fj Cruiser 4.0 4Wd 2005>, Land Cruiser 200 4.5 D V8 2008>, Land Cruiser 200 4.5 D4-D 2007>, Land Cruiser 200 4.5 D4-D 2015>, Land Cruiser 200 4.6 V8 2012>, Land Cruiser 200 4.6 V8 2010>, Land Cruiser 200 4.7 V8 2008>, Land Cruiser Prado 2.7 2003>, Land Cruiser Prado 3.0 D 2002>, Land Cruiser Prado 3.0 D-4D 2002>, Land Cruiser Prado 3.0 D-4D 2006>, Land Cruiser Prado 4.0 2002>, Land Cruiser Prado 4.0 V6 Vvt-I 2003>, Land Cruiser Prado 2.7 2009>, Land Cruiser Prado 2.8 D-4D 2018>, Land Cruiser Prado 2.8 D-4D 2015>, Land Cruiser Prado 3.0 D-4D 2009>, Land Cruiser Prado 3.5 2015>, Land Cruiser Prado 4.0 V6 Dual Vvti 2009>, Land Cruiser Prado 4.0 V6 Vvti 2009>, Land Cruiser Prado 4.0 V6 Vvti 2012>, Land Cruiser Prado 4.0 V6 Vvt-I 2009>, Land Cruiser Van 3.0 D4D 4Wd 2011>



GS2559

FRONT AND REAR WHEEL SENSOR (LEFT SIDE)

REPLACES / REEMPLAZA:

Toyota: 8954304020, 8954360050; **A.B.S.:** 31113;

Meat & Doria: 90711

APPLICATION / APLICACIÓN:

LEXUS: Gx 470 2001>, Gx 460 4Wd 2010>, Lx 570 2007> **TOYOTA:** Fj Cruiser 4.0 4Wd 2005>, Land Cruiser 200 4.5 D V8 2008>, Land Cruiser 200 4.5 D4-D 2007>, Land Cruiser 200 4.6 V8 2012>, Land Cruiser 200 4.6 V8 2010>, Land Cruiser 200 4.7 V8 2008>, Land Cruiser Prado 3.0 D 2002>, Land Cruiser Prado 3.0 D-4D 2002>, Land Cruiser Prado 4.0 2002>, Land Cruiser Prado 2.7 2009>, Land Cruiser Prado 2.8 D-4D 2015>, Land Cruiser Prado 3.0 D-4D 2009>, Land Cruiser Prado 4.0 V6 Dual Vvti 2009>, Land Cruiser Prado 4.0 V6 Vvti 2009>, Land Cruiser Prado 4.0 V6 Vvt-I 2009>



GS2560

FRONT WHEEL SENSOR (LEFT SIDE)

REPLACES / REEMPLAZA:

Toyota: 8954302040; **Bosch:** 0 265 006 676;

Delphi: SS20256; **A.B.S.:** 30766; **Meat & Doria:** 90565;

Mobiletron: AB-EU042

APPLICATION / APLICACIÓN:

TOYOTA: Avensis 1.6 Vvt-I 2003>, Avensis 1.8 2003>, Avensis 2.0 2003>, Avensis 2.0 D-4D 2006>, Avensis 2.0 D-4D 2003>, Avensis 2.0 Vvti 2003>, Avensis 2.2 D-4D 2005>, Avensis 2.2 D-Cat 2005>, Avensis 2.4 2003>, Avensis Estate 1.6 Vvt-I 2003>, Avensis Estate 1.8 2003>, Avensis Estate 2.0 2003>, Avensis Estate 2.0 D-4D 2006>, Avensis Estate 2.0 D-4D 2003>, Avensis Estate 2.0 Vvti 2003>, Avensis Estate 2.2 D-4D 2005>, Avensis Estate 2.2 D-Cat 2005>, Avensis Estate 2.4 2003>, Avensis Saloon 1.6 Vvt-I 2003>, Avensis Saloon 1.8 2003>, Avensis Saloon 2.0 2003>, Avensis Saloon 2.0 D-4D 2006>, Avensis Saloon 2.0 D-4D 2003>, Avensis Saloon 2.0 Vvti 2003>, Avensis Saloon 2.2 D-4D 2005>, Avensis Saloon 2.2 D-Cat 2005>, Avensis Saloon 2.4 2003>, Corolla 1.8 Vvt-I Ts 2002>, Corolla 1.8 Vvt-I Ts 2005>, Corolla Estate 1.4 D4-D 2004>, Corolla Estate 1.4 Vvt-I 2001>, Corolla Estate 1.6 Vvt-I 2001>, Corolla Estate 1.8 2001>, Corolla Estate 1.8 Flex 2007>, Corolla Estate 2.0 D-4D 2002>, Corolla Saloon 1.4 D-4D 2004>, Corolla Saloon 1.4 Vvt-I 2001>, Corolla Saloon 1.6 Vvt-I 2001>, Corolla Saloon 1.8 2001>, Corolla Saloon 2.0 D-4D 2002>, Corolla Saloon 1.8 Flex 2007>, Corolla Saloon 1.8 Vvti 2006>, Corolla Verso 1.6 2004>, Corolla Verso 1.8 2004>, Corolla Verso 2.0 D-4D 2004>, Corolla Verso 2.2 D-4D 2005>



GS2562

FRONT WHEEL SENSOR (RIGHT SIDE)

REPLACES / REEMPLAZA:

Toyota: 8954202040; **Bosch:** 0 265 006 677;

A.B.S.: 30548; **Delphi:** SS20255; **Meat & Doria:** 90566;

Mobiletron: AB-JP002

APPLICATION / APLICACIÓN:

TOYOTA: Avensis 1.6 Vvt-I 2003>, Avensis 1.8 2003>, Avensis 2.0 2003>, Avensis 2.0 D-4D 2006>, Avensis 2.0 D-4D 2003>, Avensis 2.0 Vvti 2003>, Avensis 2.2 D-4D 2005>, Avensis 2.2 D-Cat 2005>, Avensis 2.4 2003>, Avensis Estate 1.6 Vvt-I 2003>, Avensis Estate 1.8 2003>, Avensis Estate 2.0 2003>, Avensis Estate 2.0 D-4D 2006>, Avensis Estate 2.0 D-4D 2003>, Avensis Estate 2.0 Vvti 2003>, Avensis Estate 2.2 D-4D 2005>, Avensis Estate 2.2 D-Cat 2005>, Avensis Estate 2.4 2003>, Avensis Saloon 1.6 Vvt-I 2003>, Avensis Saloon 1.8 2003>, Avensis Saloon 2.0 2003>, Avensis Saloon 2.0 D-4D 2006>, Avensis Saloon 2.0 D-4D 2003>, Avensis Saloon 2.0 Vvti 2003>, Avensis Saloon 2.2 D-4D 2005>, Avensis Saloon 2.2 D-Cat 2005>, Avensis Saloon 2.4 2003>, Corolla 1.8 Vvt-I Ts 2002>, Corolla 1.8 Vvt-I Ts 2005>, Corolla Estate 1.4 D4-D 2004>, Corolla Estate 1.4 Vvt-I 2001>, Corolla Estate 1.6 Vvt-I 2001>, Corolla Estate 1.8 2001>, Corolla Estate 1.8 Flex 2007>, Corolla Estate 2.0 D-4D 2002>, Corolla Saloon 1.4 D-4D 2004>, Corolla Saloon 1.4 Vvt-I 2001>, Corolla Saloon 1.6 Vvt-I 2001>, Corolla Saloon 1.8 2001>, Corolla Saloon 2.0 D-4D 2002>, Corolla Saloon 1.8 Flex 2007>, Corolla Saloon 1.8 Vvti 2006>, Corolla Verso 1.6 2004>, Corolla Verso 1.8 2004>, Corolla Verso 2.0 D-4D 2004>, Corolla Verso 2.2 D-4D 2005>



GS2563

REAR WHEEL SENSOR (BOTH SIDES)

REPLACES / REEMPLAZA:

VW: 2T2927748; **DAF:** 1504929, AMPA938; **Iveco:** 4460000009, 355034012; **Leyland DAF:** AXU0028;

Renault: 5010422332; **Scania:** 1934569; **Ford:** DC452B372BA; **Wabco:** 4410328090, 4410325790; **Febi Bilstein:** 40543

APPLICATION / APLICACIÓN:

SCANIA: Line G 2007>, Line P 2007>, Line R 2007>;

VW: 19330T 2012>, 19360T 2012>, 19390T 2012>, 19420T 2012>, 25330T 2012>, 25360T 2012>, 25390T 2012>, 25420T 2012>, 26330T 2012>, 26360T 2012>, 26390T 2012>, 26420T 2012>;

FORD: Cargo 2429 2012>2019, Cargo 1119 2013>2019, Cargo 816 2012>2019



GS2564

REAR WHEEL SENSOR (BOTH SIDES)

REPLACES / REEMPLAZA:

Peugeot: 4545A3, 0986594564

APPLICATION / APLICACIÓN:

PEUGEOT: 206 Cc 1.6 2001>, 206 Cc 1.6 16V 2000>, 206 Cc 1.6 Hdi 110 2004>, 206 Cc 2.0 S16 1999>, 206 Hatchback 1.4 16V 2003>, 206 Hatchback 1.6 2001>, 206 Hatchback 1.6 16V 2000>, 206 Hatchback 1.6 8V 1999>, 206 Hatchback 1.6 Flex 2005>, 206 Hatchback 1.6 Hdi 110 2004>, 206 Hatchback 2.0 Rc 2003>, 206 Hatchback 2.0 S16 1999>, 206 Saloon 1.6 16V 2000>, 206 Sw 1.4 16V 2003>, 206 Sw 1.6 2001>, 206 Sw 1.6 16V 2000>, 206 Sw 1.6 Flex 2005>, 206 Sw 1.6 Hdi 110 2004>, 206 Sw 1.6 Lpg 2002>, 206 Sw 2.0 16V 2002>, 206 Van 1.1 2002>, 207 1.6 Flex 2005>, 207 Saloon 1.6 BioFlex 2008>, 207 Sw 1.6 Flex 2005>



GS2568

FRONT WHEEL SENSOR (RIGHT SIDE)

REPLACES / REEMPLAZA:

Toyota: 895420K020; A.B.S.: 31329

APPLICATION / APLICACIÓN:

TOYOTA: Hilux Vii Pickup 2.5 D 4Wd 2005>, Hilux Vii Pickup 2.5 D-4D 2010>, Hilux Vii Pickup 2.5 D-4D 2005>, Hilux Vii Pickup 2.5 D-4D 4Wd 2007>, Hilux Vii Pickup 2.5 D-4D 4Wd 2006>, Hilux Vii Pickup 3.0 D 4Wd 2005>, Hilux Vii Pickup 3.0 D-4D 4Wd 2005>



GS2569

FRONT WHEEL SENSOR (LEFT SIDE)

REPLACES / REEMPLAZA:

Toyota: 895430K020; A.B.S.: 31328

APPLICATION / APLICACIÓN:

TOYOTA: Hilux Vii Pickup 2.5 D 4Wd 2005>, Hilux Vii Pickup 2.5 D-4D 2010>, Hilux Vii Pickup 2.5 D-4D 4Wd 2007>, Hilux Vii Pickup 2.5 D-4D 4Wd 2006>, Hilux Vii Pickup 3.0 D-4D 4Wd 2005>



GS2571

REAR WHEEL SENSOR (LEFT SIDE)

REPLACES / REEMPLAZA:

Toyota: 895460K020; Bremi: 51187

APPLICATION / APLICACIÓN:

TOYOTA: Fortuner 3.0 D 4WD 2004>2015



GS2572

FRONT WHEEL SENSOR (RIGHT SIDE)

REPLACES / REEMPLAZA:

Toyota: 8954242040; A.B.S.: 31168

APPLICATION / APLICACIÓN:

TOYOTA: Rav 4 li 1.8 2000>, Rav 4 li 2.0 4Wd 2000>, Rav 4 li 2.0 D 4Wd 2001>, Rav 4 li 2.4 4Wd 2003>



GS2573

FRONT WHEEL SENSOR (LEFT SIDE)

REPLACES / REEMPLAZA:

Toyota: 8954342040

APPLICATION / APLICACIÓN:

TOYOTA: Rav 4 li 1.8 2000>, Rav 4 li 2.0 4Wd 2000>, Rav 4 li 2.0 D 4Wd 2001>, Rav 4 li 2.4 4Wd 2003>



GS2574

REAR WHEEL SENSOR (LEFT SIDE)

REPLACES / REEMPLAZA:

Toyota: 8954642030; A.B.S.: 31042

APPLICATION / APLICACIÓN:

TOYOTA: Rav 4 li 1.8 2000>, Rav 4 li 2.0 4Wd 2000>, Rav 4 li 2.0 D 4Wd 2001>, Rav 4 li 2.4 4Wd 2003>



GS2575

REAR WHEEL SENSOR (RIGHT SIDE)

REPLACES / REEMPLAZA:

Toyota: 8954542030; A.B.S.: 31043

APPLICATION / APLICACIÓN:

TOYOTA: Rav 4 li 1.8 2000>, Rav 4 li 2.0 4Wd 2000>, Rav 4 li 2.0 D 4Wd 2001>, Rav 4 li 2.4 4Wd 2003>



GS2576

FRONT WHEEL SENSOR (BOTH SIDES)

REPLACES / REEMPLAZA:

Bosch: 0 986 594 022

Peugeot: 454576

APPLICATION / APLICACIÓN:

Peugeot: 206 hatch/SW/CC 1.0/1.4/1.6



GS2577

REAR WHEEL SENSOR (BOTH SIDES)

REPLACES / REEMPLAZA:

Peugeot: 454577, 454579

APPLICATION / APLICACIÓN:

Peugeot: 206 hatch/SW/CC 1.0/1.4/1.6



GS2578

FRONT WHEEL SENSOR (BOTH SIDES)

REPLACES / REEMPLAZA:

Toyota: 8954247030, 8954347030; Febi: 174512

APPLICATION / APLICACIÓN:

TOYOTA: Prius 1.8 Hybrid 2012>2015



GS2580

FRONT WHEEL SENSOR (BOTH SIDES)

REPLACES / REEMPLAZA:

Suzuki: 5620081A40; A.B.S.: 31248

APPLICATION / APLICACIÓN:

SUZUKI: Jimny Closed Off-Road Vehicle 1.3 2004>, Jimny Closed Off-Road Vehicle 1.3 16V 4Wd 2001>, Jimny Closed Off-Road Vehicle 1.3 16V 4Wd 2001>, Jimny Closed Off-Road Vehicle 1.3 16V 4X4 2005>, Jimny Closed Off-Road Vehicle 1.3 4Wd 2013>, Jimny Open Off-Road Vehicle 1.3 2004>, Jimny Open Off-Road Vehicle 1.3 4Wd 2013>


GS2583

REAR WHEEL SENSOR (RIGHT SIDE)

REPLACES / REEMPLAZA:

Toyota: 895450K010; 895450K040; **A.B.S.:** 1758

APPLICATION / APLICACIÓN:

TOYOTA: Hilux 2004>2010

GS2584

REAR WHEEL SENSOR (LEFT SIDE)

REPLACES / REEMPLAZA:

Toyota: 895460K010, 895460K040; **A.B.S.:** 31748

APPLICATION / APLICACIÓN:

TOYOTA: Hilux Vii Pickup 2.5 D 4Wd 2005>, Hilux Vii Pickup 2.5 D-4D 2005>, Hilux Vii Pickup 2.5 D-4D 4Wd 2007>, Hilux Vii Pickup 2.5 D-4D 4Wd 2006>, Hilux Vii Pickup 3.0 D 4Wd 2005>, Hilux Vii Pickup 3.0 D-4D 4Wd 2005>

GS2585

REAR WHEEL SENSOR (LEFT SIDE)

REPLACES / REEMPLAZA:

Toyota: 8954660030; **A.B.S.:** 31494

APPLICATION / APLICACIÓN:

LEXUS: Lx 470 1998>;

TOYOTA: Land Cruiser 100 4.2 Td 1998>, Land Cruiser 100 4.7 2002>, Land Cruiser 100 4.7 1998>

GS2586

REAR WHEEL SENSOR (RIGHT SIDE)

REPLACES / REEMPLAZA:

Toyota: 8954660030; **A.B.S.:** 31495

APPLICATION / APLICACIÓN:

LEXUS: Lx 470 1998>;

TOYOTA: Land Cruiser 100 4.2 Td 1998>, Land Cruiser 100 4.7 2002>, Land Cruiser 100 4.7 1998>

GS2587

FRONT WHEEL SENSOR (LEFT SIDE)

REPLACES / REEMPLAZA:

Volvo: 30773738, 307737380, 9496961, 94969610; **A.B.S.:** 30231; **Delphi:** SS20115; **Meat & Doria:** 90384

APPLICATION / APLICACIÓN:

VOLVO: S60 I 2.0 T 1998>, S60 I 2.3 T5 1999>, S60 I 2.4 1999>, S60 I 2.4 Bifuel 2001>, S60 I 2.4 Cdi 2003>, S60 I 2.4 D 2001>, S60 I 2.4 D5 2001>, S60 I 2.4 T 1999>, S60 I 2.4 T Awd 2001>, S60 I 2.4 T5 2004>, S60 I 2.5 T 2001>, S60 I 2.5 T Awd 2002>, S60 I R 2.5 T Awd 2003>, S60 I T5 2000>, S80 I 2.0 1998>, S80 I 2.0 T 1998>, S80 I 2.3 R 2000>, S80 I 2.4 1999>, S80 I 2.4 Bifuel 2001>, S80 I 2.4 D 2001>, S80 I 2.4 D5 2001>, S80 I 2.4 Ltp 2004>, S80 I 2.4 T 1999>, S80 I 2.4 T5 Awd 2000>, S80 I 2.5 T 2001>, S80 I 2.5 T Awd 2002>, S80 I 2.5 Tdi 1999>, S80 I 2.8 T6 1998>, S80 I 2.9 1998>, S80 I 3.0 2001>, S80 I 3.0 T6 2001>, V70 Ii 2.0 T 1998>, V70 Ii 2.3 2000>, V70 Ii 2.3 Awd 2000>, V70 Ii 2.3 T5 1999>, V70 Ii 2.4 1999>, V70 Ii 2.4 Awd 2000>, V70 Ii 2.4 Bifuel 2001>, V70 Ii 2.4 Cdi 2003>, V70 Ii 2.4 D 2001>, V70 Ii 2.4 D5 2001>, V70 Ii 2.4 D5 Awd 2002>, V70 Ii 2.4 T 1999>, V70 Ii 2.4 T Awd 2001>, V70 Ii 2.4 T5 2004>, V70 Ii 2.5 T 2001>, V70 Ii 2.5 T Awd 2002>, V70 Ii 2.5 Tdi 1999>, V70 Ii R 2.5 T Awd 2003>, Xc70 Cross Country 2.4 D5 Awd 2002>, Xc70 Cross Country 2.4 D5 Xc Awd 2002>, Xc70 Cross Country 2.4 T Xc Awd 1997>, Xc70 Cross Country 2.5 T Xc Awd 2002>

GS2588

REAR WHEEL SENSOR (RIGHT SIDE)

REPLACES / REEMPLAZA:

Volvo: 30773743, 307737430, 3524257, 35242570, 30773745; **Bremi:** 50640

APPLICATION / APLICACIÓN:

MERCEDES BENZ: S60 I 2.0 T 2000>2010, S60 I 2.5 T AWD 2002>2010, S80 I 2.8 T6 1998>2001, S80 I 3.0 T6 2001>2006, V70 Ii 2.0 T 1999>2007, V70 Ii 2.5 T AWD 2002>2007, XC70 Cross Country I 2.5 T XC AWD 2002>2007

GS2589

REAR WHEEL SENSOR (LEFT SIDE)

REPLACES / REEMPLAZA:

Volvo: 30773744, 8634247, 30773742; **A.B.S.:** 30233; **Delphi:** SS20130; **Meat & Doria:** 90386;

Mobiletron: AB-EU210

APPLICATION / APLICACIÓN:

VOLVO: S60 I 2.0 T 1998>, S60 I 2.3 T5 1999>, S60 I 2.4 1999>, S60 I 2.4 Bifuel 2001>, S60 I 2.4 Cdi 2003>, S60 I 2.4 D 2001>, S60 I 2.4 D5 2001>, S60 I 2.4 T 1999>, S60 I 2.4 T Awd 2001>, S60 I 2.4 T5 2004>, S60 I 2.5 T 2001>, S60 I 2.5 T Awd 2002>, S60 I R 2.5 T Awd 2003>, S60 I T5 2000>, S80 I 2.0 1998>, S80 I 2.0 T 1998>, S80 I 2.3 R 2000>, S80 I 2.4 1999>, S80 I 2.4 Bifuel 2001>, S80 I 2.4 D 2001>, S80 I 2.4 D5 2001>, S80 I 2.4 Ltp 2004>, S80 I 2.4 T 1999>, S80 I 2.4 T5 Awd 2000>, S80 I 2.5 T 2001>, S80 I 2.5 T Awd 2002>, S80 I 2.5 Tdi 1999>, S80 I 2.8 T6 1998>, S80 I 2.9 1998>, S80 I 3.0 2001>, S80 I 3.0 T6 2001>, V70 Ii 2.0 T 1998>, V70 Ii 2.3 2000>, V70 Ii 2.3 Awd 2000>, V70 Ii 2.3 T5 1999>, V70 Ii 2.4 1999>, V70 Ii 2.4 Awd 2000>, V70 Ii 2.4 Bifuel 2001>, V70 Ii 2.4 Cdi 2003>, V70 Ii 2.4 D 2001>, V70 Ii 2.4 D5 2001>, V70 Ii 2.4 D5 Awd 2002>, V70 Ii 2.4 T 1999>, V70 Ii 2.4 T Awd 2001>, V70 Ii 2.4 T5 2004>, V70 Ii 2.5 T 2001>, V70 Ii 2.5 T Awd 2002>, V70 Ii 2.5 Tdi 1999>, V70 Ii R 2.5 T Awd 2003>, Xc70 Cross Country 2.4 D5 Awd 2002>, Xc70 Cross Country 2.4 D5 Xc Awd 2002>, Xc70 Cross Country 2.4 T Xc Awd 1997>, Xc70 Cross Country 2.5 T Xc Awd 2002>

GS2590

FRONT WHEEL SENSOR (LEFT SIDE)

REPLACES / REEMPLAZA:

Hyundai: 95670-2D000, 95670-2D050

APPLICATION / APLICACIÓN:

Hyundai: Elantra Mk3 hatch/saloon 1.6/1.8/2.0, Matrix MPV 1.6

PS: set of GS2150

GS2591

REAR WHEEL SENSOR (LEFT SIDE)

REPLACES / REEMPLAZA:

Suzuki: 5632079J00, 5632079J01; **A.B.S.:** 31015;

Meat & Doria: 90715

APPLICATION / APLICACIÓN:

FIAT: Sedici 1.6 16V 2006>, Sedici 1.9 D Multijet 2006>, Sedici 2.0 D Multijet 2006> **SUZUKI:** Sx4 1.5 2006>, Sx4 1.5 Vvt 2010>, Sx4 1.5 Vvti 2007>, Sx4 1.6 Ddis 2007>, Sx4 1.6 Vvt 2006>, Sx4 1.9 Ddis 2006>, Sx4 2.0 Ddis 2009>, Sx4 Saloon 1.6 2007>



GS2592

FRONT WHEEL SENSOR (LEFT SIDE)

REPLACES / REEMPLAZA:

Suzuki: 5622079J00, 5622079J10; A.B.S.: 31129;

Meat & Doria: 90713

APPLICATION / APLICACIÓN:

FIAT: Sedici 1.6 16V 2006>, Sedici 1.6 16V 4X4 2006>, Sedici 1.9 D Multijet 2006>, Sedici 1.9 D Multijet 4X4 2006>, Sedici 2.0 D Multijet 2006>, Sedici 2.0 D Multijet 4X4 2006> SUZUKI: Sx4 1.5 2006>, Sx4 1.5 Vvt 2010>, Sx4 1.5 Vvt 4X4 2010>, Sx4 1.6 Ddis 2007>, Sx4 1.6 Vvt 2006>, Sx4 1.6 Vvt 4X4 2006>, Sx4 1.9 Ddis 2006>, Sx4 1.9 Ddis 4X4 2006>, Sx4 2.0 Ddis 2009>, Sx4 2.0 Ddis 4X4 2009>, Sx4 Saloon 1.6 2007>, Sx4 Saloon 1.6 Awd 2007>



GS2593

FRONT WHEEL SENSOR (LEFT SIDE)

REPLACES / REEMPLAZA:

Bosch: 0 265 006 593

Daewoo: 96283017

APPLICATION / APLICACIÓN:

Daewoo: Nubira Hatch/Saloon/Estate
PS: set of GS2594



GS2594

FRONT WHEEL SENSOR (RIGHT SIDE)

REPLACES / REEMPLAZA:

Bosch: 0 265 006 594

Daewoo: 96283018

APPLICATION / APLICACIÓN:

Daewoo: Nubira Hatch/Saloon/Estate

PS: set of GS2593



GS2595

FRONT WHEEL SENSOR (LEFT SIDE)

REPLACES / REEMPLAZA:

Mitsubishi: 4670A595; Meat & Doria: 90534

APPLICATION / APLICACIÓN:

mitsubishi: L200 Triton 2011>2015, Pajero Dakar

2011>2015, Pajero Sport II 3.0/3.2 2008>2009

PS: set of GS2596, GS2597 and GS2598



GS2596

FRONT WHEEL SENSOR (RIGHT SIDE)

REPLACES / REEMPLAZA:

Mitsubishi: 4670A596; Meat & Doria: 90535

APPLICATION / APLICACIÓN:

mitsubishi: L200 Triton 2011>2015, Pajero Dakar 2011>2015, Pajero Sport II 3.0/3.2 2008>2009

PS: set of GS2595, GS2597 and GS2598



GS2597

REAR WHEEL SENSOR (LEFT SIDE)

REPLACES / REEMPLAZA:

Mitsubishi: 4670A597; Meat & Doria: 90536

APPLICATION / APLICACIÓN:

mitsubishi: L200 Triton 2011>2015, Pajero Dakar 2011>2015, L200 Triton Platparam/Chassis 2.5 2007>2015



GS2598

REAR WHEEL SENSOR (RIGHT SIDE)

REPLACES / REEMPLAZA:

Mitsubishi: 4670A598; Meat & Doria: 90537

APPLICATION / APLICACIÓN:

mitsubishi: L200 Triton 2011>2015, Pajero Dakar 2011>2015, Pajero Sport II 3.0/3.2 2008>2009

PS: set of GS2595, GS2596 and GS2597



GS2599

FRONT WHEEL SENSOR (LEFT SIDE)

REPLACES / REEMPLAZA:

Toyota: 8954371010; A.B.S.: 31763

APPLICATION / APLICACIÓN:

TOYOTA: Hilux Vii Pickup 2.5 D-4D 2010>, Hilux Vii Pickup 2.5 D-4D 4Wd 2007>



GS2600

FRONT WHEEL SENSOR (RIGHT SIDE)

REPLACES / REEMPLAZA:

Toyota: 8954271010; A.B.S.: 31764

APPLICATION / APLICACIÓN:

TOYOTA: Hilux Vii Pickup 2.5 D-4D 2010>, Hilux Vii Pickup 2.5 D-4D 4Wd 2007>, Hilux Vii Pickup 3.0 D 4Wd 2005>, Hilux Vii Pickup 3.0 D-4D 4Wd 2008>



GS2601

REAR WHEEL SENSOR (RIGHT SIDE)

REPLACES / REEMPLAZA:

Toyota: 8954571020

APPLICATION / APLICACIÓN:

TOYOTA Hilux SW4 2011>2015



GS2602

REAR WHEEL SENSOR (LEFT SIDE)

REPLACES / REEMPLAZA:

Toyota: 8954671020

APPLICATION / APLICACIÓN:

TOYOTA Hilux SW4 2011>2015



GS2603

REAR WHEEL SENSOR (RIGHT SIDE)

REPLACES / REEMPLAZA:

Toyota: 895450K070; A.B.S.: 31745

APPLICATION / APLICACIÓN:

TOYOTA: Hilux Vii Pickup 2.5 D-4D 2010>, Hilux Vii Pickup 2.5 D-4D 4Wd 2007>, Hilux Vii Pickup 3.0 D 4Wd 2005>, Hilux Vii Pickup 3.0 D-4D 4Wd 2008>


GS2604
REAR WHEEL SENSOR (LEFT SIDE)
REPLACES / REEMPLAZA:
Toyota: 895460K070; **A.B.S.:** 31744

APPLICATION / APLICACIÓN:
TOYOTA: Hilux Vii Pickup 2.5 D-4D 2010>, Hilux Vii Pickup 2.5 D-4D 4Wd 2007>, Hilux Vii Pickup 3.0 D 4Wd 2005>, Hilux Vii Pickup 3.0 D-4D 4Wd 2008>

GS2605
REAR WHEEL SENSOR (RIGHT SIDE)
REPLACES / REEMPLAZA:
Toyota: 8954571030; **Bremi:** 51168

APPLICATION / APLICACIÓN:
TOYOTA: Hilux Vii Pick-Up 2.5 D 4Wd 2005>2015, Hilux Vii Pick-Up 3.0 D 4Wd 2005>2015, Hilux Vii Pick-Up 3.0 D-4D 4Wd 2005>2015

GS2605
REAR WHEEL SENSOR (RIGHT SIDE)
REPLACES / REEMPLAZA:
Toyota: 8954571030; **Bremi:** 51168

APPLICATION / APLICACIÓN:
TOYOTA: Hilux Vii Pick-Up 2.5 D 4Wd 2005>2015, Hilux Vii Pick-Up 3.0 D 4Wd 2005>2015, Hilux Vii Pick-Up 3.0 D-4D 4Wd 2005>2015

GS2606
REAR WHEEL SENSOR (LEFT SIDE)
REPLACES / REEMPLAZA:
Toyota: 8954671030; **Bremi:** 51173

APPLICATION / APLICACIÓN:
TOYOTA: Hilux Vii Pick-Up 2.5 D 4Wd 2005>2015, Hilux Vii Pick-Up 3.0 D 4Wd 2005>2015, Hilux Vii Pick-Up 3.0 D-4D 4Wd 2005>2015

GS2607
REAR WHEEL SENSOR (RIGHT SIDE)
REPLACES / REEMPLAZA:
VW: 2H0927808A; **Meat & Doria:** 90952, 90952E

APPLICATION / APLICACIÓN:
VW: Amarok 2.0 Bitdi 2010>, Amarok 2.0 Bitdi 4Motion 2010>, Amarok 2.0 Tdi 2010>, Amarok 2.0 Tdi 4Motion 2010>, Amarok 2.0 Tsi 2010>, Amarok 3.0 Tdi 4Motion 2016>, Amarok Platparam/Chassis 2.0 Tdi 2010>, Amarok Platparam/Chassis 2.0 Tdi 4Motion 2010>

GS2608
REAR WHEEL SENSOR (RIGHT SIDE)
REPLACES / REEMPLAZA:
VW: 2H0927808A; **Meat & Doria:** 90952, 90952E

APPLICATION / APLICACIÓN:
VW: Amarok 2.0 Bitdi 2010>, Amarok 2.0 Bitdi 4Motion 2010>, Amarok 2.0 Tdi 2010>, Amarok 2.0 Tdi 4Motion 2010>, Amarok 2.0 Tsi 2010>, Amarok 3.0 Tdi 4Motion 2016>, Amarok Platparam/Chassis 2.0 Tdi 2010>, Amarok Platparam/Chassis 2.0 Tdi 4Motion 2010>

GS2609
REAR WHEEL SENSOR (RIGHT SIDE)
REPLACES / REEMPLAZA:
Mitsubishi: 4670B008

APPLICATION / APLICACIÓN:
MITSUBISHI: L-200 Triton 2000>

GS2610
REAR WHEEL SENSOR (LEFT SIDE)
REPLACES / REEMPLAZA:
Mitsubishi: 4670B007

APPLICATION / APLICACIÓN:
MITSUBISHI: L-200 Triton 2000>

GS2611
FRONT WHEEL SENSOR (RIGHT SIDE)
REPLACES / REEMPLAZA:
Mitsubishi: 4670B006

APPLICATION / APLICACIÓN:
MITSUBISHI: L-200 Triton 2000>

GS2612
FRONT WHEEL SENSOR (LEFT SIDE)
REPLACES / REEMPLAZA:
Mitsubishi: 4670B005

APPLICATION / APLICACIÓN:
MITSUBISHI: L-200 Triton 2000>

GS2613
REAR WHEEL SENSOR (LEFT SIDE)
REPLACES / REEMPLAZA:
Renault: 8200254687, 6040004542, 0265007583; **Bosch:** 0 265 007 583; **Delphi:** SS20150; **Meat & Doria:** 90245, 90245E; **Mobiletron:** AB-EU170

APPLICATION / APLICACIÓN:
DACIA: Logan 1.2 16V 2006>, Logan 1.2 16V Lpg 2006>, Logan 1.4 2004>, Logan 1.4 Mpi Lpg 2006>, Logan 1.5 Dci 2005>, Logan 1.5 Dci 2006>, Logan 1.5 Dci 2007>, Logan 1.6 2004>, Logan 1.6 16V 2006>, Logan 1.6 Lpg 2004>, Logan Express 1.4 2004>, Logan Express 1.5 Dci 2009>, Logan Express 1.6 2004>, Logan Mcv 1.4 2004>, Logan Mcv 1.5 Dci 2007>, Logan Mcv 1.6 2004>, Logan Mcv 1.6 16V 2007>, Logan Mcv 1.6 16V Hi-Flex 2009>, Logan Mcv 1.6 Bifuel 2008>, Logan Pickup 1.6 16V 2010>
RENAULT: Logan Express 1.5 Dci 2007>, Logan Express 1.6 2004>, Logan I 1.4 2004>, Logan I 1.5 Dci 2007>, Logan I 1.6 2004>, Logan I 1.6 2007>, Logan I 1.6 Flex 2007>, Logan I Estate 1.4 2004>, Logan I Estate 1.5 Dci 2007>, Logan I Estate 1.6 2004>, Logan I Estate 1.6 2007>, Sandero/Stepway I 1.0 Hi-Flex 2007>, Sandero/Stepway I 1.6 2004>, Sandero/Stepway I 1.6 Flex 2007>, Twingo I 1.2 1996>, Twingo I 1.2 16V 2004>, Twingo I 1.2 16V 2001>, Twingo I 1.2 Lpg 2000>, Twingo I Box 1.2 1997>, Twingo I Box 1.2 1996>



GS2614

REAR WHEEL SENSOR (BOTH SIDES)

REPLACES / REEMPLAZA:

Audi: 8D0927807, 986594005; **Bosch:** 0 986 594 005; **Delphi:** SS20038; **Cargo:** 181883; **Meat & Doria:** 90057; **Mobiletron:** AB-EU070

APPLICATION / APLICACIÓN:

AUDI: A4 1.6 1994>, A4 1.8 1994>, A4 1.8 T 1995>, A4 1.9 Tdi 1995>, A4 2.4 1995>, A4 2.5 Tdi 1997>, A4 2.6 1995>, A4 2.8 1995>, A4 Avant 1.6 1994>, A4 Avant 1.8 1994>, A4 Avant 1.8 T 1995>, A4 Avant 1.9 Duo 1998>, A4 Avant 1.9 Tdi 1995>, A4 Avant 2.4 1995>, A4 Avant 2.5 Tdi 1997>, A4 Avant 2.6 1995>, A4 Avant 2.8 1995>



GS2617

REAR WHEEL SENSOR (RIGHT SIDE)

REPLACES / REEMPLAZA:

Fiat: 46545468; **Bosch:** 0 265 007 053

APPLICATION / APLICACIÓN:

FIAT: Palio Weekend 1.0 Rst 2000>, Palio Weekend 1.2 2001>, Palio Weekend 1.2 1999>, Palio Weekend 1.2 1997>, Palio Weekend 1.2 Ex 2002>, Palio Weekend 1.2 Flex 2004>, Palio Weekend 1.4 2005>, Palio Weekend 1.4 Elx Flex 2005>, Palio Weekend 1.4 Flex 2005>, Palio Weekend 1.5 2002>, Palio Weekend 1.5 Mpi—Lcool 1998>, Palio Weekend 1.6 2001>, Palio Weekend 1.6 16V 1997>, Palio Weekend 1.6 Flex 2010>, Palio Weekend 1.8 2003>, Palio Weekend 1.8 2007>, Palio Weekend 1.8 Flex 2006>, Palio Weekend 1.8 Flex 2005>, Palio Weekend 1.9 D 2001>, Palio Weekend 1.9 Jtd 2001>, Palio Weekend 1.4 Flex 2010>, Palio Weekend 1.6 2010>, Palio Weekend 1.8 Flex 2010>



GS2618

REAR WHEEL SENSOR (LEFT SIDE)

REPLACES / REEMPLAZA:

Fiat: 46545469; **Bosch:** 0 265 007 052

APPLICATION / APLICACIÓN:

FIAT: Palio Weekend 1.0 Rst 2000>, Palio Weekend 1.2 2001>, Palio Weekend 1.2 1999>, Palio Weekend 1.2 1997>, Palio Weekend 1.2 Ex 2002>, Palio Weekend 1.2 Flex 2004>, Palio Weekend 1.4 2005>, Palio Weekend 1.4 Elx Flex 2005>, Palio Weekend 1.4 Flex 2005>, Palio Weekend 1.5 2002>, Palio Weekend 1.5 Mpi—Lcool 1998>, Palio Weekend 1.6 2001>, Palio Weekend 1.6 16V 1997>, Palio Weekend 1.6 Flex 2010>, Palio Weekend 1.8 2003>, Palio Weekend 1.8 2007>, Palio Weekend 1.8 Flex 2006>, Palio Weekend 1.8 Flex 2005>, Palio Weekend 1.9 D 2001>, Palio Weekend 1.9 Jtd 2001>, Palio Weekend 1.4 Flex 2010>, Palio Weekend 1.6 2010>, Palio Weekend 1.8 Flex 2010>



GS2619

REAR WHEEL SENSOR (LEFT SIDE)

REPLACES / REEMPLAZA:

Fiat: 46809774; **Bosch:** 0 265 006 688; **A.B.S.:** 30659; **Meat & Doria:** 90268; **Mobiletron:** AB-EU517

APPLICATION / APLICACIÓN:

FIAT: Ducato Box 2.0 1994>, Ducato Box 2.0 Jtd 2001>, Ducato Box 2.5 Tdi 1994>, Ducato Box 2.5 Tdi 4X4 1997>, Ducato Box 2.8 D 1998>, Ducato Box 2.8 D 4X4 1998>, Ducato Box 2.8 Jtd 2000>, Ducato Box 2.8 Jtd 4X4 2000>, Ducato Box 2.8 Tdi 1997>, Ducato Box 2.8 Tdi 4X4 1999>, Ducato Box 2.0 Bipower 2002>, Ducato Box 2.3 Jtd 2002>, Ducato Box 2.8 Jtd Power 2004>, Ducato Box 2.8 Td 2002>, Ducato Box 130 Multijet 2,3 D 2011>, Ducato Bus 2.0 Jtd 2001>, Ducato Bus 2.0 Panorama/Combinato 1994>, Ducato Bus 2.5 Tdi 4X4 1997>, Ducato Bus 2.5 Tdi Panorama/Combinato 1994>, Ducato Bus 2.8 D 1998>, Ducato Bus 2.8 Jtd 2000>, Ducato Bus 2.8 Jtd 4X4 2000>, Ducato Bus 2.8 Tdi 1997>, Ducato Bus 2.8 Tdi 4X4 1999>, Ducato Bus 2.0 1994>, Ducato Bus 2.0 Bipower 2002>, Ducato Bus 2.3 Jtd 2002>, Ducato Bus 2.8 Td 2002>, Ducato Platform/Chassis 2.0 1994>, Ducato Platform/Chassis 2.0 Jtd 2001>, Ducato Platform/Chassis 2.5 Tdi 4X4 1997>, Ducato Platform/Chassis 2.8 D 1998>, Ducato Platform/Chassis 2.8 Jtd 2000>, Ducato Platform/Chassis 2.8 Jtd 4X4 2000>, Ducato Platform/Chassis 2.8 Tdi 1997>, Ducato Platform/Chassis 2.3 Jtd 2002>, Ducato Platform/Chassis 2.8 Jtd Power 2004>



GS2620

REAR WHEEL SENSOR (RIGHT SIDE)

REPLACES / REEMPLAZA:

Fiat: 46809773; **Bosch:** 0 265 006 689; **A.B.S.:** 30660; **Meat & Doria:** 90269

APPLICATION / APLICACIÓN:

FIAT: Ducato Box 2.0 1994>, Ducato Box 2.0 Jtd 2001>, Ducato Box 2.5 Tdi 1994>, Ducato Box 2.5 Tdi 4X4 1997>, Ducato Box 2.8 D 1998>, Ducato Box 2.8 D 4X4 1998>, Ducato Box 2.8 Jtd 2000>, Ducato Box 2.8 Jtd 4X4 2000>, Ducato Box 2.8 Tdi 1997>, Ducato Box 2.8 Tdi 4X4 1999>, Ducato Box 2.0 Bipower 2002>, Ducato Box 2.3 Jtd 2002>, Ducato Box 2.8 Jtd Power 2004>, Ducato Box 2.8 Td 2002>, Ducato Box 130 Multijet 2,3 D 2011>, Ducato Bus 2.0 Jtd 2001>, Ducato Bus 2.0 Panorama/Combinato 1994>, Ducato Bus 2.5 Tdi 4X4 1997>, Ducato Bus 2.5 Tdi Panorama/Combinato 1994>, Ducato Bus 2.8 D 1998>, Ducato Bus 2.8 Jtd 2000>, Ducato Bus 2.8 Jtd 4X4 2000>, Ducato Bus 2.8 Tdi 1997>, Ducato Bus 2.8 Tdi 4X4 1999>, Ducato Bus 2.0 1994>, Ducato Bus 2.0 Bipower 2002>, Ducato Bus 2.3 Jtd 2002>, Ducato Bus 2.8 Td 2002>, Ducato Platform/Chassis 2.0 1994>, Ducato Platform/Chassis 2.0 Jtd 2001>, Ducato Platform/Chassis 2.5 Tdi 4X4 1997>, Ducato Platform/Chassis 2.8 D 1998>, Ducato Platform/Chassis 2.8 Jtd 2000>, Ducato Platform/Chassis 2.8 Jtd 4X4 2000>, Ducato Platform/Chassis 2.8 Tdi 1997>, Ducato Platform/Chassis 2.3 Jtd 2002>, Ducato Platform/Chassis 2.8 Jtd Power 2004>



GS2621

REAR WHEEL SENSOR (RIGHT SIDE)

REPLACES / REEMPLAZA:

Fiat: 51739392

APPLICATION / APLICACIÓN:

FIAT: Idea Adventure 2011>, Attractive / Essence 2011>



GS2622

REAR WHEEL SENSOR (LEFT SIDE)

REPLACES / REEMPLAZA:

Fiat: 51739391

APPLICATION / APLICACIÓN:

FIAT: Idea Adventure 2011>, Attractive 2011>, Essence 2011>

GS2623
FRONT WHEEL SENSOR (LEFT SIDE)
REPLACES / REEMPLAZA:
Hyundai: 956702B100; **A.B.S.:** 31423;

Meat & Doria: 90938

APPLICATION / APLICACIÓN:
HYUNDAI: Santa Fé li 2.0 Crdi 4X4 2006>, Santa Fé li 2.2 Crdi 2006>, Santa Fé li 2.2 Crdi 4X4 2006>, Santa Fé li 2.2 Crdi Gls 2006>, Santa Fé li 2.2 Crdi Gls 4X4 2006>, Santa Fé li 2.7 2006>, Santa Fé li 2.7 4X4 2006>, Santa Fé li 2.7 V6 Gls 2006>, Santa Fé li 2.7 V6 Gls 4X4 2006>

GS2624
FRONT WHEEL SENSOR (RIGHT SIDE)
REPLACES / REEMPLAZA:
Hyundai: 956712B100; **A.B.S.:** 31424;

Meat & Doria: 90939

APPLICATION / APLICACIÓN:
HYUNDAI: Santa Fé li 2.0 Crdi 4X4 2006>, Santa Fé li 2.2 Crdi 2006>, Santa Fé li 2.2 Crdi 4X4 2006>, Santa Fé li 2.2 Crdi Gls 2006>, Santa Fé li 2.2 Crdi Gls 4X4 2006>, Santa Fé li 2.7 2006>, Santa Fé li 2.7 4X4 2006>, Santa Fé li 2.7 V6 Gls 2006>, Santa Fé li 2.7 V6 Gls 4X4 2006>

GS2627
FRONT WHEEL SENSOR (BOTH SIDES)
REPLACES / REEMPLAZA:
BMW: 34521182076; **Delphi:** SS10303;

Meat & Doria: 90087; **Mobiletron:** AB-EU144

APPLICATION / APLICACIÓN:
BMW: 7 725 Tds 1996>, 7 728 I, II 1995>, 7 728 X 1995>, 7 730 D 1998>, 7 730 I, II 1994>, 7 735 I, II 1996>, 7 740 D 1999>, 7 740 I, II 1994>, 7 750 I, II 1994>

GS2628
REAR WHEEL SENSOR (BOTH SIDES)
REPLACES / REEMPLAZA:
BMW: 34521182077; **Delphi:** SS10304;

Meat & Doria: 90088; **Mobiletron:** AB-EU147

APPLICATION / APLICACIÓN:
BMW: 7 725 Tds 1996>, 7 728 I, II 1995>, 7 728 X 1995>, 7 730 D 1998>, 7 730 I, II 1994>, 7 735 I, II 1996>, 7 740 D 1999>, 7 740 I, II 1994>, 7 750 I, II 1994>

GS2629
FRONT WHEEL SENSOR (BOTH SIDES)
REPLACES / REEMPLAZA:
Renault: 8200404460, 0986594603; **Bosch:** 0 986 594 603; **Delphi:** SS20294; **Meat & Doria:** 90191, 90191E; **Mobiletron:** AB-EU087

APPLICATION / APLICACIÓN:
RENAULT: Grand Scénic li 1.5 Dci 2003>, Grand Scénic li 1.5 Dci 2004>, Grand Scénic li 1.5 Dci 2005>, Grand Scénic li 1.6 2003>, Grand Scénic li 1.6 Flex 2006>, Grand Scénic li 1.9 Dci 2002>, Grand Scénic li 1.9 Dci 2003>, Grand Scénic li 1.9 Dci 2004>, Grand Scénic li 1.9 Dci 2005>, Grand Scénic li 2.0 2003>, Grand Scénic li 2.0 Dci 2005>, Megane li 1.4 16V 2003>, Megane li 1.4 16V 2002>, Megane li 1.5 Dci 2003>, Megane li 1.5 Dci 2002>, Megane li 1.5 Dci 2007>, Megane li 1.5 Dci 2005>, Megane li 1.6 2003>, Megane li 1.6 16V 2005>, Megane li 1.6 16V 2002>, Megane li 1.6 Bifuel 2003>, Megane li 1.6 Flex-Fuel 2007>, Megane li 1.9 Dci 2002>, Megane li 2.0 2003>, Megane li 2.0 16V 2002>, Megane li 2.0 16V Turbo 2004>, Megane li 2.0 Dci 2005>, Megane li Box Body/Estate 1.5 Dci 2003>, Megane li Box Body/Estate 1.5 Dci 2005>, Megane li Box Body/Estate 1.6 2003>, Megane li Box Body/Estate 1.9 Dci 2006>, Megane li Coupú-Cabriolet 1.5 Dci 2007>, Megane li Coupú-Cabriolet 1.5 Dci 2003>, Megane li Coupú-Cabriolet 1.6 2003>, Megane li Coupú-Cabriolet 1.6 16V 2005>, Megane li Coupú-Cabriolet 1.9 Dci 2002>, Megane li Coupú-Cabriolet 2.0 2003>, Megane li Coupú-Cabriolet 2.0 16V Turbo 2004>, Megane li Coupú-Cabriolet 2.0 Dci 2005>, Megane li Estate 1.4 2003>, Megane li Estate 1.5 Dci 2004>, Megane li Estate 1.5 Dci 2003>, Megane li Estate 1.5 Dci 2007>, Megane li Estate 1.5 Dci 2005>, Megane li Estate 1.6 2003>, Megane li Estate 1.6 16V 2005>, Megane li Estate 1.6 16V Hi-Flex 2008>, Megane li Estate 1.6 Flex 2006>, Megane li Estate 1.6 2005>, Megane li Estate 1.9 Dci 2002>, Megane li Estate 2.0 2003>, Megane li Hatchback Van 1.5 Dci 2003>, Megane li Saloon 1.4 2003>, Megane li Saloon 1.5 Dci 2004>, Megane li Saloon 1.5 Dci 2003>, Megane li Saloon 1.5 Dci 2005>, Megane li Saloon 1.6 2003>, Megane li Saloon 1.6 16V 2006>, Megane li Saloon 1.6 Hi-Flex 2005>, Megane li Saloon 1.9 Dci 2002>, Megane li Saloon 1.9 Dci 2003>, Megane li Saloon 1.9 Dci 2005>, Megane li Saloon 2.0 2003>, Megane li Saloon 2.0 Dci 2005>, Scénic li 1.4 2003>, Scénic li 1.5 Dci 2003>, Scénic li 1.5 Dci 2007>, Scénic li 1.5 Dci 2005>, Scénic li 1.6 2003>, Scénic li 1.6 16V 2005>, Scénic li 1.6 Bifuel 2003>, Scénic li 1.6 Hi-Flex 2005>, Scénic li 1.9 Dci 2006>, Scénic li 1.9 Dci 2002>, Scénic li 1.9 Dci 2003>, Scénic li 1.9 Dci 2004>, Scénic li 1.9 Dci 2005>, Scénic li 1.9 Dci 130 2005>, Scénic li 2.0 2003>, Scénic li 2.0 16V Turbo 2004>, Scénic li 2.0 Dci 2005>

GS2630
REAR WHEEL SENSOR (BOTH SIDES)
REPLACES / REEMPLAZA:
Renault: 8200416683, 0986594604; **Bosch:** 0 986 594 604; **Delphi:** SS20573; **Cargo:** SS20573; **Meat & Doria:** 90192; **Mobiletron:** AB-EU168

APPLICATION / APLICACIÓN:
RENAULT: Grand Scénic li 1.5 Dci 2003>, Grand Scénic li 1.5 Dci 2004>, Grand Scénic li 1.5 Dci 2005>, Grand Scénic li 1.6 2003>, Grand Scénic li 1.6 Flex 2006>, Grand Scénic li 1.9 Dci 2002>, Grand Scénic li 1.9 Dci 2003>, Grand Scénic li 1.9 Dci 2004>, Grand Scénic li 1.9 Dci 2005>, Grand Scénic li 2.0 2003>, Grand Scénic li 2.0 Dci 2005>, Megane li 1.4 16V 2003>, Megane li 1.4 16V 2002>, Megane li 1.5 Dci 2003>, Megane li 1.5 Dci 2002>, Megane li 1.5 Dci 2007>, Megane li 1.5 Dci 2005>, Megane li 1.6 2003>, Megane li 1.6 16V 2005>, Megane li 1.6 16V 2002>, Megane li 1.6 Bifuel 2003>, Megane li 1.6 Flex-Fuel 2007>, Megane li 1.9 Dci 2002>, Megane li 2.0 2003>, Megane li 2.0 16V 2002>, Megane li 2.0 16V Turbo 2004>, Megane li 2.0 Dci 2005>, Megane li 2.0 Renault Sport 2004>, Megane li Box Body/Estate 1.5 Dci 2003>, Megane li Box Body/Estate 1.5 Dci 2005>, Megane li Box Body/Estate 1.6 2003>, Megane li Box Body/Estate 1.9 Dci 2006>, Megane li Coupú-Cabriolet 1.5 Dci 2007>, Megane li Coupú-Cabriolet 1.5 Dci 2006>, Megane li Coupú-Cabriolet 1.6 2003>, Megane li Coupú-Cabriolet 1.6 16V 2005>, Megane li Coupú-Cabriolet 1.9 Dci 2002>, Megane li Coupú-Cabriolet 2.0 2003>, Megane li Coupú-Cabriolet 2.0 16V Turbo 2004>, Megane li Coupú-Cabriolet 2.0 Dci 2005>, Megane li Estate 1.4 2003>, Megane li Estate 1.5 Dci 2004>, Megane li Estate 1.5 Dci 2003>, Megane li Estate 1.5 Dci 2007>, Megane li Estate 1.5 Dci 2005>, Megane li Estate 1.6 2003>, Megane li Estate 1.6 16V 2005>, Megane li Estate 1.6 16V Hi-Flex 2008>, Megane li Estate 1.6 Flex 2006>, Megane li Estate 1.6 2005>, Megane li Estate 1.6 Lpg 16V 2006>, Megane li Estate 1.9 Dci 2002>, Megane li Estate 1.9 Dci 2003>, Megane li Estate 2.0 2003>, Megane li Estate 2.0 Dci 2005>, Megane li Hatchback Van 1.5 Dci 2003>, Megane li Saloon 1.4 2003>, Megane li Saloon 1.5 Dci 2004>, Megane li Saloon 1.5 Dci 2003>, Megane li Saloon 1.5 Dci 2005>, Megane li Saloon 1.6 2003>, Megane li Saloon 1.6 16V 2006>, Megane li Saloon 1.6 Hi-Flex 2005>, Megane li Saloon 1.9 Dci 2002>, Megane li Saloon 1.9 Dci 2003>, Megane li Saloon 1.9 Dci 2005>, Megane li Saloon 2.0 2003>, Megane li Saloon 2.0 Dci 2005>, Scénic li 1.4 2003>, Scénic li 1.5 Dci 2003>, Scénic li 1.5 Dci 2007>, Scénic li 1.5 Dci 2005>, Scénic li 1.6 2003>, Scénic li 1.6 16V 2005>, Scénic li 1.6 Bifuel 2003>, Scénic li 1.6 Hi-Flex 2005>, Scénic li 1.9 D 2006>, Scénic li 1.9 Dci 2002>, Scénic li 1.9 Dci 2003>, Scénic li 1.9 Dci 2004>, Scénic li 1.9 Dci 2005>, Scénic li 1.9 Dci 130 2005>, Scénic li 2.0 2003>, Scénic li 2.0 16V Turbo 2004>, Scénic li 2.0 Dci 2005>

GS2631
REAR WHEEL SENSOR (LEFT SIDE)
REPLACES / REEMPLAZA:
Renault: 8200212693, 6040004808; **Bosch:** 0 265 007 534; **A.B.S.:** 30700; **Meat & Doria:** 901022

APPLICATION / APLICACIÓN:
RENAULT: Kangoo 1.2 1997>, Kangoo 1.2 16V 2001>, Kangoo 1.4 1997>, Kangoo 1.5 Dci 2003>, Kangoo 1.5 Dci 2001>, Kangoo 1.5 Dci 2002>, Kangoo 1.6 16V 2001>, Kangoo 1.6 16V Bivalent 2005>, Kangoo 1.6 Flex 2007>, Kangoo 1.9 Dti 2000>, Kangoo D 55 1.9 1997>, Kangoo D 65 1.9 1997>, Kangoo Express 1.0 2002>, Kangoo Express 1.2 1997>, Kangoo Express 1.2 16V 2001>, Kangoo Express 1.4 1997>, Kangoo Express 1.5 Dci 2003>, Kangoo Express 1.5 Dci 2001>, Kangoo Express 1.5 Dci 2005>, Kangoo Express 1.5 Dci 2002>, Kangoo Express 1.6 16V 2001>, Kangoo Express 1.6 16V Bivalent 2005>, Kangoo Express 1.6 Flex 2007>, Kangoo Express 1.9 D 1999>, Kangoo Express 1.9 Dci 2003>, Kangoo Express 1.9 Dti 2000>, Kangoo Express D 55 1.9 1997>, Kangoo Express D 65 1.9 1997>


GS2632

REAR WHEEL SENSOR (RIGHT SIDE)

REPLACES / REEMPLAZA:

Renault: 8200212696, 6040004809; Bosch: 0 265 007 533; A.B.S.: 30699; Meat & Doria: 901023

APPLICATION / APLICACIÓN:

RENAULT: Kangoo 1.2 1997>, Kangoo 1.2 16V 2001>, Kangoo 1.4 1997>, Kangoo 1.5 Dci 2003>, Kangoo 1.5 Dci 2001>, Kangoo 1.5 Dci 2002>, Kangoo 1.6 16V 2001>, Kangoo 1.6 16V Bivalent 2005>, Kangoo 1.6 Flex 2007>, Kangoo 1.9 Dti 2000>, Kangoo D 55 1.9 1997>, Kangoo D 65 1.9 1997>, Kangoo Express 1.0 2002>, Kangoo Express 1.2 1997>, Kangoo Express 1.2 16V 2001>, Kangoo Express 1.4 1997>, Kangoo Express 1.5 Dci 2003>, Kangoo Express 1.5 Dci 2001>, Kangoo Express 1.5 Dci 2005>, Kangoo Express 1.5 Dci 2002>, Kangoo Express 1.6 16V 2001>, Kangoo Express 1.6 16V Bivalent 2005>, Kangoo Express 1.6 Flex 2007>, Kangoo Express 1.9 D 1999>, Kangoo Express 1.9 Dci 2003>, Kangoo Express 1.9 Dti 2000>, Kangoo Express D 55 1.9 1997>, Kangoo Express D 65 1.9 1997>



GS2633

FRONT WHEEL SENSOR (RIGHT SIDE)

REPLACES / REEMPLAZA:

Hyundai: 9567125300; A.B.S.: 30603; Delphi: SS20164; Meat & Doria: 90223; Mobiletron: AB-KR008

APPLICATION / APLICACIÓN:

HYUNDAI: Accent Ii 1.3 2000>, Accent Ii 1.5 1999>, Accent Ii 1.5 Crdi 2002>, Accent Ii 1.6 2002>, Accent Ii Saloon 1.3 2000>, Accent Ii Saloon 1.5 1999>, Accent Ii Saloon 1.5 Crdi 2002>, Accent Ii Saloon 1.6 2002>



GS2634

FRONT WHEEL SENSOR (LEFT SIDE)

REPLACES / REEMPLAZA:

Hyundai: 9567125200; A.B.S.: 30634; Delphi: SS20240; Meat & Doria: 90222; Mobiletron: AB-KR021

APPLICATION / APLICACIÓN:

HYUNDAI: Accent Ii 1.3 2000>, Accent Ii 1.5 1999>, Accent Ii 1.5 Crdi 2002>, Accent Ii 1.6 2002>, Accent Ii Saloon 1.3 2000>, Accent Ii Saloon 1.5 1999>, Accent Ii Saloon 1.5 Crdi 2002>, Accent Ii Saloon 1.6 2002>



GS2635

REAR WHEEL SENSOR (RIGHT SIDE)

REPLACES / REEMPLAZA:

Hyundai: 9568125100; A.B.S.: 30758; Delphi: SS20199; Meat & Doria: 90225; Mobiletron: AB-KR017

APPLICATION / APLICACIÓN:

HYUNDAI: Accent Ii 1.3 2000>, Accent Ii 1.5 1999>, Accent Ii 1.5 Crdi 2002>, Accent Ii 1.6 2002>, Accent Ii Saloon 1.3 2000>, Accent Ii Saloon 1.5 1999>, Accent Ii Saloon 1.5 Crdi 2002>, Accent Ii Saloon 1.6 2002>



GS2636

REAR WHEEL SENSOR (RIGHT SIDE)

REPLACES / REEMPLAZA:

Mitsubishi: 4670A374, MR569288

APPLICATION / APLICACIÓN:

MITSUBISHI: Galant 2004>2011



GS2637

FRONT WHEEL SENSOR (LEFT SIDE)

REPLACES / REEMPLAZA:

Mitsubishi: 4670A371, MR569285

APPLICATION / APLICACIÓN:

MITSUBISHI: Galant Saloon 2.4 2003>, Galant Saloon 3.8 2003>, Galant Saloon 3.8 4Wd 2003>



GS2638

FRONT WHEEL SENSOR (RIGHT SIDE)

REPLACES / REEMPLAZA:

Mitsubishi: MR569286, 4670A372

APPLICATION / APLICACIÓN:

MITSUBISHI: Galant Saloon 2.4 2003>, Galant Saloon 3.8 2003>, Galant Saloon 3.8 4Wd 2003>



GS2639

FRONT WHEEL SENSOR (LEFT SIDE)

REPLACES / REEMPLAZA:

Nissan: 47911-AL50A, 47911-AL505; Bremi: 50921

APPLICATION / APLICACIÓN:

NISSAN: 350 Z Coupé 3.5 2006>2009, 350 Z Roadster 3.5 2002>2007



GS2640

FRONT WHEEL SENSOR (RIGHT SIDE)

REPLACES / REEMPLAZA:

Nissan: 479016M060, 47910AL505, 47910AL50A; Bremi: 50550

APPLICATION / APLICACIÓN:

NISSAN: 350 Z Coupé 3.5 2006>2009, 350 Z Roadster 3.5 2002>2007



GS2641

REAR WHEEL SENSOR (RIGHT SIDE)

REPLACES / REEMPLAZA:

Nissan: 47900CA000, 47900CA00A; A.B.S.: 31073

APPLICATION / APLICACIÓN:

NISSAN: Murano I 3.5 4X4 2003>



GS2642

REAR WHEEL SENSOR (LEFT SIDE)

REPLACES / REEMPLAZA:

Nissan: 47901CA000, 47901CA00A; A.B.S.: 31356

APPLICATION / APLICACIÓN:

NISSAN: Murano I 3.5 4X4 2003>




GS2643
FRONT WHEEL SENSOR (RIGHT SIDE)

REPLACES / REEMPLAZA:

NISSAN: 47910CA000/ 47910CK000/ 50284520 MOBILETRON: AB-JP096

APPLICATION / APLICACIÓN:

NISSAN: Murano I 3.5 4X4 2003>


GS2644
FRONT WHEEL SENSOR (LEFT SIDE)

REPLACES / REEMPLAZA:

NISSAN: 47911CA000; Mobiletron: AB-JP095

APPLICATION / APLICACIÓN:

NISSAN: Murano I 3.5 4X4 2003>


GS2645
REAR WHEEL SENSOR (RIGHT SIDE)

REPLACES / REEMPLAZA:

NISSAN: 47900CK000; Vemo: V38-72-0147

APPLICATION / APLICACIÓN:

NISSAN: Quest 3.5 Base Mini Passenger Van 4-Door 2005>2009, Quest 3.5 S Mini Passenger Van 4-Door 2004>2009, Quest 3.5 SE Mini Passenger Van 4-Door 2004>2009, Quest 3.5 SL Mini Passenger Van 4-Door 2004>2009, Quest 3.5 SL Special Edition Mini Passenger Van 4-Door 2006, Quest 3.5 SLT Mini Passenger Van 4-Door 2009


GS2647
REAR WHEEL SENSOR (LEFT SIDE)

REPLACES / REEMPLAZA:

NISSAN: 47901CK000; Vemo: V38-72-0158

APPLICATION / APLICACIÓN:

NISSAN: Quest 3.5 Base Mini Passenger Van 4-Door 2005>2009, Quest 3.5 S Mini Passenger Van 4-Door 2004>2009, Quest 3.5 SE Mini Passenger Van 4-Door 2004>2009, Quest 3.5 SL Mini Passenger Van 4-Door 2004>2009, Quest 3.5 SL Special Edition Mini Passenger Van 4-Door 2006, Quest 3.5 SLT Mini Passenger Van 4-Door 2009


GS2649
FRONT WHEEL SENSOR (LEFT SIDE)

REPLACES / REEMPLAZA:

NISSAN: 479112Y000

APPLICATION / APLICACIÓN:

NISSAN: Maxima / Maxima Qx V 3.0 V6 24V 2000>


GS2650
REAR WHEEL SENSOR (BOTH SIDES)

REPLACES / REEMPLAZA:

Fiat: 52137653, 52050138

APPLICATION / APLICACIÓN:

Fiat: Mobi 2017>, Novo Palio 2012 > 2017, Novo Uno Fase 2 2016>

PS: set of GS2002


GS2651
FRONT WHEEL SENSOR (LEFT SIDE)

REPLACES / REEMPLAZA:

Toyota: 8954306010, 8954333070; A.B.S.: 31023;

Meat & Doria: 901070

APPLICATION / APLICACIÓN:

TOYOTA: Camry Saloon 2.0 2001>, Camry Saloon 2.4 2001>, Camry Saloon 3.0 2001>


GS2654
FRONT WHEEL SENSOR (RIGHT SIDE)

REPLACES / REEMPLAZA:

Lexus: 895420E020, 895420E080, 8954248050;

A.B.S.: 31341

APPLICATION / APLICACIÓN:

LEXUS: Rx 270 2008>, Rx 350 2009>, Rx 350 Awd 2008>, Rx 450H 2008>, Rx 450H Awd 2008>;

TOYOTA: Highlander / Kluger 3.5 Awd 2014>


GS2655
FRONT WHEEL SENSOR (LEFT SIDE)

REPLACES / REEMPLAZA:

Lexus: 895430E020, 895430E080, 8954348030, 8954348050;

A.B.S.: 31340

APPLICATION / APLICACIÓN:

LEXUS: Rx 270 2008>, Rx 350 2009>, Rx 350 Awd 2008>, Rx 450H 2008>, Rx 450H Awd 2008>;

TOYOTA: Highlander / Kluger 3.5 Awd 2014>


GS2656
FRONT WHEEL SENSOR (RIGHT SIDE)

REPLACES / REEMPLAZA:

Toyota: 895420C020; Vemo: V70-72-0272

APPLICATION / APLICACIÓN:

TOYOTA: Tundra Pickup 5.7 4WD 2006>


GS2657
FRONT WHEEL SENSOR (LEFT SIDE)

REPLACES / REEMPLAZA:

Toyota: 895430C020

APPLICATION / APLICACIÓN:

TOYOTA: Sequoia 2008>2017


GS2658
REAR WHEEL SENSOR (BOTH SIDES)

REPLACES / REEMPLAZA:

Fiat: 51702279, 0265007503, 0265008049;

Meat & Doria: 90023, 90023E; Mobiletron: AB-EU462

APPLICATION / APLICACIÓN:

FIAT: Idea 1.2 16V 2004>, Idea 1.3 D Multijet 2004>, Idea 1.4 2003>, Idea 1.4 16V 2003>, Idea 1.9 Jtd 2004>;

LANCIA: Musa 1.3 D Multijet 2004>, Musa 1.4 2003>, Musa 1.9 D Multijet 2004>, Ypsilon 1.2 2003>, Ypsilon 1.3 D Multijet 2004>, Ypsilon 1.3 Jtd 2003>, Ypsilon 1.4 2003>, Ypsilon 1.4 16V 2003>

GS2659

REAR WHEEL SENSOR (RIGHT SIDE)

REPLACES / REEMPLAZA:

Nissan: 479001CA0A, 479001WW1A, 47900JL00A;
Bosch: 0 265 008 577, 0 265 008 191; **Bremi:** 50836

APPLICATION / APLICACIÓN:

INFINITI: FX 35 2008>2009, FX 35 AWD 2008>2010



GS2660

REAR WHEEL SENSOR (LEFT SIDE)

REPLACES / REEMPLAZA:

Nissan: 47901JL00A, 479011BB1A, 0265008190, 0265008564

APPLICATION / APLICACIÓN:

INFINITI: Ex 35 2008>, Ex 37 2007>, G Coupe 37 2007>;
NISSAN: 370 Z Coupe 3.7 2009>, 370 Z Roadster 3.7 2009>



GS2661

FRONT WHEEL SENSOR (BOTH SIDES)

REPLACES / REEMPLAZA:

Nissan: 479101NF0B, 47910JK500, 479101BU0A, 47910JCA0A, 0265008025

APPLICATION / APLICACIÓN:

INFINITI: G Convertible 37 2007>, G Coupe 37 2007>, G Saloon 35 X 2007>, G Saloon 37 X 2008>, Q60 Convertible 3.7 2009>, Q60 Coupe 3.7 2009>;

NISSAN: 370 Z Coupe 3.7 2009>, 370 Z Coupe Nismo 3.7 2013>, 370 Z Roadster 3.7 2009>



GS2662

REAR WHEEL SENSOR (LEFT SIDE)

REPLACES / REEMPLAZA:

Fiat: 51798998, 51989980, 0265007135

APPLICATION / APLICACIÓN:

FIAT: Palio Adventure 2013>



GS2664

REAR WHEEL SENSOR (RIGHT SIDE)

REPLACES / REEMPLAZA:

Lexus: 8954530070; **A.B.S.:** 30928;

Meat & Doria: 901044

APPLICATION / APLICACIÓN:

LEXUS: Gs 300 2005>, Gs 430 2005>, Gs 450H 2006>, Gs 460 2007>, Is C 250 2005>, Is li 200D 2010>, Is li 220D 2005>, Is li 250 2005>, Is li F 2007>, Lfa 4.8 2010>, Ls 460 2006>, Ls 460 4Wd 2006>, Ls 460 Awd 2008>, Ls 600H Awd 2007>;

TOYOTA: Crown 3.0 2003>, Mark X I 2.5 Vvti 2004>



GS2665

REAR WHEEL SENSOR (LEFT SIDE)

REPLACES / REEMPLAZA:

Lexus: 8954630070; **A.B.S.:** 30927;

Meat & Doria: 901043

APPLICATION / APLICACIÓN:

LEXUS: Gs 300 2005>, Gs 430 2005>, Gs 450H 2006>, Gs 460 2007>, Is C 250 2005>, Is li 200D 2010>, Is li 220D 2005>, Is li 250 2005>, Is li F 2007>, Lfa 4.8 2010>, Ls 460 2006>, Ls 460 4Wd 2006>, Ls 460 Awd 2008>, Ls 600H Awd 2007>;

TOYOTA: Crown 3.0 2003>, Mark X I 2.5 Vvti 2004>



GS2666

FRONT WHEEL SENSOR (BOTH SIDES)

REPLACES / REEMPLAZA:

Citroën: 4545C8; **Bosch:** 0 265 007 666; **Meat & Doria:** 90593, 90593E; **Mobiletron:** AB-EU322

APPLICATION / APLICACIÓN:

CITROËN: Berlingo First Box 1.4 Bivalent 2002>, Berlingo First Box 1.4 I 1999>, Berlingo First Box 1.4 I 1996>, Berlingo First Box 1.4 I Bivalent 2003>, Berlingo First Box 1.6 16V 2000>, Berlingo First Box 1.6 Hdi 75 2005>, Berlingo First Box 1.6 Hdi 90 2005>, Berlingo First Box 1.9 D 70 1999>, Berlingo First Box 1.9 D 70 4Wd 1998>, Berlingo First Box 2.0 Hdi 90 1999>, Berlingo First Box 2.0 Hdi 90 4Wd 2000>, Berlingo First Box Electric 1998>, Berlingo First Mpv 1.1 I 1996>, Berlingo First Mpv 1.4 2002>, Berlingo First Mpv 1.4 Bivalent 2002>, Berlingo First Mpv 1.4 I 1996>, Berlingo First Mpv 1.4 I Bivalent 2003>, Berlingo First Mpv 1.6 16V 2000>, Berlingo First Mpv 1.6 Hdi 75 2005>, Berlingo First Mpv 1.6 Hdi 90 2005>, Berlingo First Mpv 1.9 D 1998>, Berlingo First Mpv 1.9 D 4Wd 1998>, Berlingo First Mpv 2.0 Hdi 4X4 2002>, Berlingo First Mpv 2.0 Hdi 90 1999>, Berlingo First Mpv Electric 1998> **PEUGEOT:** Partner Box 1.4 2002>, Partner Box 1.4 Bifuel 2003>, Partner Box 1.6 Hdi 75 2005>, Partner Box 1.6 Hdi 90 2005>, Partner Box 1.9 D 1996>, Partner Box 1.9 D 4X4 2004>, Partner Box 2.0 Hdi 2000>, Partner Box 2.0 Hdi 4X4 2004>, Partner CombiSpace 1.4 2002>, Partner CombiSpace 1.6 16V 2000>, Partner CombiSpace 1.6 Hdi 75 2005>, Partner CombiSpace 1.6 Hdi 90 2005>, Partner CombiSpace 1.9 D 4X4 2004>, Partner CombiSpace 2.0 Hdi 2000>, Partner CombiSpace 2.0 Hdi 4X4 2004>, Partner Origin Box 1.6 Hdi 75 2005>, Partner Platform/Chassis 1.6 2000>, Partner Platform/Chassis 1.6 Hdi 75 2005>, Partner Platform/Chassis 1.9 D 1996>, Partner Tepee 1.6 Hdi 75 2008>



GS2667

FRONT WHEEL SENSOR (BOTH SIDES)

REPLACES / REEMPLAZA:

Renault: 7700302428; **A.B.S.:** 30297

APPLICATION / APLICACIÓN:

RENAULT: Master li Box 1.9 Dci 80 2001>, Master li Box 1.9 Dti 2000>, Master li Box 2.2 Dci 90 2000>, Master li Box 2.5 D 1998>, Master li Box 2.5 Dci 120 2001>, Master li Box 2.8 Dti 1998>, Master li Bus 1.9 Dci 80 2001>, Master li Bus 1.9 Dti 2000>, Master li Bus 2.2 Dci 90 2000>, Master li Bus 2.5 D 1998>, Master li Bus 2.5 Dci 120 2001>, Master li Bus 2.8 Dti 1998>, Master li Platform/Chassis 2.2 Dci 90 2000>, Master li Platform/Chassis 2.5 D 1998>, Master li Platform/Chassis 2.5 Dci 120 2001>, Master li Platform/Chassis 2.8 Dti 1998>



GS2668

REPLACES / REEMPLAZA:

Dodge: 56028668AB, 56028668AE, 56028668AA, 56028668AD, 56028668AF

APPLICATION / APLICACIÓN:

Dodge: Durango, Ram 1500/2500 Pickup




GS2671
REAR WHEEL SENSOR (RIGHT SIDE)

REPLACES / REEMPLAZA:

Toyota: 8954548040, 895450E050; **Bremi:** 51124

APPLICATION / APLICACIÓN:

TOYOTA: Highlander 2.7 Base Sport Utility 4-Door 2009>2012, Highlander 3.3 Hybrid Limited Sport Utility 4-Door 2008>2010, Highlander 3.3 Hybrid Sport Utility 4-Door 2008>2010, Highlander 3.5 Base Premium Sport Utility 4-Door 2008>2012, Highlander 3.5 Base Sport Utility 4-Door 2008>2012, Highlander 3.5 Hybrid Limited Sport Utility 4-Door 2011>2012, Highlander 3.5 Hybrid Sport Utility 4-Door 2011>2012, Highlander 3.5 Limited Sport Utility 4-Door 2008>2012, Highlander 3.5 SE Sport Utility 4-Door 2010, Highlander 3.5 Sport Premium Sport Utility 4-Door 2008>2012, Highlander 3.5 Sport Sport Utility 4-Door 2008>2010

GS2672
REAR WHEEL SENSOR (BOTH SIDES)

REPLACES / REEMPLAZA:

Honda: 57470T7W003; **A.B.S.:** 31789;

Metzger: 09001388

APPLICATION / APLICACIÓN:

HONDA: HR-V 1.5 2015>, HR-V 1.6 i-DTEC 2015>

PS: set of GS2281 and GS2270

GS2673
FRONT WHEEL SENSOR

REPLACES / REEMPLAZA:

Bosch: 0 265 006 673

Fiat: 46776188, 59232005

APPLICATION / APLICACIÓN:

Fiat: Ducato Minibus/Van/Flatbed

GS2678
REAR WHEEL SENSOR (LEFT SIDE)

REPLACES / REEMPLAZA:

VW: 5U7927807

APPLICATION / APLICACIÓN:

VW: Saveiro 1.6 4Cil 8v Flex 2010>

PS: Set of GS2679

GS2679
REAR WHEEL SENSOR (RIGHT SIDE)

REPLACES / REEMPLAZA:

VW: 5U7927808

APPLICATION / APLICACIÓN:

VW: Saveiro 1.6 4Cil 8v Flex 2010>

PS: Set of GS2678

GS2680
FRONT WHEEL SENSOR

REPLACES / REEMPLAZA:

Peugeot: 4545F4, 454599

APPLICATION / APLICACIÓN:

Peugeot: 206 hatch/saloon/SW/convertible, Hoggar

GS2684
FRONT WHEEL SENSOR

REPLACES / REEMPLAZA:

Mercedes Benz: A4479051503; **Febi:** 171348;

Textar: 45031000

APPLICATION / APLICACIÓN:

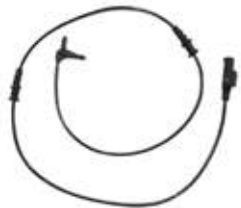
Peugeot: 206 hatch/saloon/SW/convertible, Hoggar

GS2685
FRONT WHEEL SENSOR (LEFT SIDE)

REPLACES / REEMPLAZA:

Mercedes Benz: A4479059601

APPLICATION / APLICACIÓN:

MERCEDES BENZ: Vito 111 CDI Diesel 2014>

GS2686
FRONT WHEEL SENSOR (RIGHT SIDE)

REPLACES / REEMPLAZA:

Mercedes Benz: A4479059401, A4479053402, A4479050001; **Mobiletron:** AB-EU582

APPLICATION / APLICACIÓN:

MERCEDES BENZ: Vito 111 CDI 2014>



GS2687

FRONT WHEEL SENSOR (BOTH SIDES)

REPLACES / REEMPLAZA:

Mercedes Benz: A9069050601, A9065403917; **VW:** 2E0 927 748 L; **Bosch:** 0 986 594 645; **Bremi:** 51365

APPLICATION / APLICACIÓN:

MERCEDES BENZ: Sprinter 3,5-t Bus>310 CDI (906.731, 906.733, 906.735) 70Kw 95Cv 2143Cc 2009>2013, Sprinter 3,5-t Bus>311 CDI (906.731, 906.733, 906.735) 80Kw 109Cv 2148Cc 2006>2009, Sprinter 3,5-t Bus>311 CDI (906.731, 906.733, 906.735) 84Kw 114Cv 2143Cc 2016>, Sprinter 3,5-t Bus>313 CDI (906.731, 906.733, 906.735) 95Kw 129Cv 2143Cc 2011>2016, Sprinter 3,5-t Bus>314 CDI (906.731, 906.733, 906.735) 105Kw 143Cv 2143Cc 2016>, Sprinter 3,5-t Bus>315 CDI (906.731, 906.733, 906.735) 110Kw 150Cv 2148Cc 2006>2009, Sprinter 3,5-t Bus>316 (906.733, 906.735) 115Kw 156Cv 1796Cc 2008>, Sprinter 3,5-t Bus>316 CDI (906.731, 906.733, 906.735) 120Kw 163Cv 2143Cc 2011>, Sprinter 3,5-t Bus>316 LGT 115Kw 156Cv 1796Cc 2008>, Sprinter 3,5-t Bus>318 CDI (906.731, 906.733, 906.735) 135Kw 184Cv 2987Cc 2008>2009, Sprinter 3,5-t Bus>319 CDI / BlueTEC (906.731, 906.733, 906.735) 140Kw 190Cv 2987Cc 2009>, Sprinter 3,5-t Bus>324 (906.733, 906.735) 190Kw 258Cv 3498Cc 2006>2013, Sprinter 3,5-t Platform/Chassis>309 CDI (906.131, 906.133, 906.135, 906.231, 906.233, ... 65Kw 88Cv 2148Cc 2006>2009, Sprinter 3,5-t Platform/Chassis>310 CDI (906.131, 906.133, 906.135, 906.231, 906.233, ... 70Kw 95Cv 2143Cc 2009>2016, Sprinter 3,5-t Platform/Chassis>311 CDI (906.131, 906.133, 906.135, 906.231, 906.233, ... 80Kw 109Cv 2148Cc 2006>2009, Sprinter 3,5-t Platform/Chassis>311 CDI (906.131, 906.133, 906.135, 906.231, 906.233, ... 84Kw 114Cv 2143Cc 2016>, Sprinter 3,5-t Platform/Chassis>313 CDI (906.131, 906.133, 906.135, 906.231, 906.233, ... 95Kw 129Cv 2143Cc 2006>2016, Sprinter 3,5-t Platform/Chassis>313 CDI (906.131, 906.133, 906.135, 906.231, 906.233, ... 95Kw 129Cv 2143Cc 2006>2016, Sprinter 3,5-t Platform/Chassis>314 CDI (906.131, 906.133, 906.135, 906.231, 906.233, ... 95Kw 129Cv 2143Cc 2006>2016, Sprinter 3,5-t Platform/Chassis>314 CDI (906.131, 906.133, 906.135, 906.231, 906.233, ... 105Kw 156Cv 1796Cc 2008>, Sprinter 3,5-t Platform/Chassis>316 CDI (906.131, 906.133, 906.135, 906.231, 906.233, ... 120Kw 163Cv 2143Cc 2009>, Sprinter 3,5-t Platform/Chassis>316 LGT (906.133, 906.135, 906.233, 906.235) 115Kw 156Cv 1796Cc 2008>, Sprinter 3,5-t Platform/Chassis>316 NGT (906.133, 906.135, 906.233, 906.235) 115Kw 156Cv 1796Cc 2008>, Sprinter 3,5-t Platform/Chassis>318 CDI (906.131, 906.133, 906.135, 906.231, 906.233, ... 135Kw 184Cv 2987Cc 2006>2009, Sprinter 3,5-t Platform/Chassis>316 (906.133, 906.135, 906.233, ... 135Kw 184Cv 2987Cc 2006>2009, Sprinter 3,5-t Platform/Chassis>319 CDI / BlueTEC (906.131, 906.133, 906.135, 906.231, 906.233, ... 140Kw 190Cv 2987Cc 2009>, Sprinter 3,5-t Platform/Chassis>324 (906.133, 906.135, 906.233, 906.235, 906.132, ... 190Kw 258Cv 3498Cc 2006>2013, Sprinter 3,5-t Van>309 CDI (906.631, 906.633, 906.635, 906.637) 65Kw 88Cv 2148Cc 2006>2009, Sprinter 3,5-t Van>310 CDI (906.631, 906.633, 906.635, 906.637) 70Kw 95Cv 2143Cc 2009>, Sprinter 3,5-t Van>311 CDI (906.631, 906.633, 906.635, 906.637) 80Kw 109Cv 2148Cc 2006>2009, Sprinter 3,5-t Van>311 CDI (906.631, 906.633, 906.635, 906.637) 84Kw 114Cv 2143Cc 2016>, Sprinter 3,5-t Van>313 CDI (906.631, 906.633, 906.635, 906.637) 95Kw 129Cv 2143Cc 2009>, Sprinter 3,5-t Van>313 CDI (906.631, 906.633, 906.635, 906.637) 95Kw 129Cv 2143Cc 2009>, Sprinter 3,5-t Van>313 CDI (906.631, 906.633, 906.635, 906.637) 95Kw 129Cv 2143Cc 2009>, Sprinter 3,5-t Van>314 CDI (906.631, 906.633, 906.635, 906.637) 105Kw 143Cv 2143Cc 2016>, Sprinter 3,5-t Van>315 CDI (906.631, 906.633, 906.635, 906.637) 110Kw 150Cv 2148Cc 2006>2009, Sprinter 3,5-t Van>316 (906.635, 906.633) 115Kw 156Cv 1796Cc 2008>, Sprinter 3,5-t Van>316 CDI (906.631, 906.633, 906.635, 906.637) 120Kw 163Cv 2143Cc 2009>, Sprinter 3,5-t Van>316 LGT (906.633, 906.635) 115Kw 156Cv 1796Cc 2008>, Sprinter 3,5-t Van>316 NGT (906.633, 906.635) 115Kw 156Cv 1796Cc 2008>, Sprinter 3,5-t Van>318 CDI (906.631, 906.633, 906.635, 906.637) 135Kw 184Cv 2987Cc 2006>2009, Sprinter 3,5-t Van>319 CDI / BlueTEC (906.631, 906.633, 906.635, 906.637) 140Kw 190Cv 2987Cc 2009>, Sprinter 3,5-t Van>324 (906.633, 906.635, 906.637) 190Kw 258Cv 3498Cc 2006>2013, Sprinter 3-t Bus>210 CDI (906.711, 906.713) 70Kw 95Cv 2143Cc 2009>2013, Sprinter 3-t Bus>211 CDI (906.711, 906.713) 80Kw 109Cv 2148Cc 2006>2009, Sprinter 3-t Bus>211 CDI (906.711, 906.713) 84Kw 114Cv 2143Cc 2016>, Sprinter 3-t Bus>213 CDI (906.711, 906.713) 95Kw 129Cv 2143Cc 2006>2016, Sprinter 3-t Bus>214 CDI (906.711, 906.713) 105Kw 143Cv 2143Cc 2016>, Sprinter 3-t Bus>215 CDI (906.711, 906.713) 110Kw 150Cv 2148Cc 2006>2009, Sprinter 3-t Bus>216 (906.713) 115Kw 156Cv 1796Cc 2008>, Sprinter 3-t Bus>216 CDI (906.711, 906.713) 120Kw 163Cv 2143Cc 2009>, Sprinter 3-t Bus>224 (906.713) 190Kw 258Cv 3498Cc 2006>2013, Sprinter 3-t Platform/Chassis>209 CDI (906.111, 906.113, 906.211, 906.213) 65Kw 88Cv 2148Cc 2006>2009, Sprinter 3-t Platform/Chassis>210 CDI (906.111, 906.113, 906.211, 906.213) 70Kw 95Cv 2143Cc 2009>2016, Sprinter 3-t Platform/Chassis>211 CDI (906.111, 906.113, 906.211, 906.213) 80Kw 109Cv 2148Cc 2006>2009, Sprinter 3-t Platform/Chassis>211 CDI (906.111, 906.113, 906.211, 906.213) 84Kw 114Cv 2143Cc 2016>, Sprinter 3-t Platform/Chassis>213 CDI (906.111, 906.113, 906.211, 906.213) 95Kw 129Cv 2148Cc 2006>2009, Sprinter 3-t Platform/Chassis>213 CDI (906.111, 906.113, 906.211, 906.213) 95Kw 129Cv 2143Cc 2009>2016, Sprinter 3-t Platform/Chassis>214 CDI (906.111, 906.113, 906.211, 906.213) 105Kw 143Cv 2143Cc 2016>, Sprinter 3-t Platform/Chassis>215 CDI (906.111, 906.113, 906.211, 906.213) 110Kw 150Cv 2148Cc 2006>2009, Sprinter 3-t Platform/Chassis>216 (906.113, 906.213) 115Kw 156Cv 1796Cc 2008>2016, Sprinter 3-t Platform/Chassis>216 CDI (906.111, 906.113, 906.211, 906.213) 120Kw 163Cv 2143Cc 2009>, Sprinter 3-t Platform/Chassis>218 CDI (906.111, 906.113, 906.211, 906.213) 135Kw 184Cv 2987Cc 2006>2009, Sprinter 3-t Platform/Chassis>219 CDI / BlueTEC (906.111, 906.113, 906.211, 906.213) 140Kw 190Cv 2987Cc 2009>2016, Sprinter 3-t Platform/Chassis>224 (906.113, 906.213) 190Kw 258Cv 3498Cc 2006>2013, Sprinter 3-t Van>209 CDI (906.611, 906.613) 65Kw 88Cv 2148Cc 2006>2009, Sprinter 3-t Van>210 CDI (906.611, 906.613) 70Kw 95Cv 2143Cc 2009>, Sprinter 3-t Van>211 CDI (906.611, 906.613) 80Kw 109Cv 2148Cc 2006>2009, Sprinter 3-t Van>211 CDI (906.611, 906.613) 84Kw 114Cv 2143Cc 2016>, Sprinter 3-t Van>213 CDI (906.611, 906.613) 95Kw 129Cv 2148Cc 2006>2009, Sprinter 3-t Van>213 CDI (906.611, 906.613) 95Kw 129Cv 2143Cc 2006>, Sprinter 3-t Van>214 CDI (906.611, 906.613) 105Kw 143Cv 2143Cc 2016>, Sprinter 3-t Van>215 CDI (906.611, 906.613) 110Kw 150Cv 2148Cc 2006>2009, Sprinter 3-t Van>216 (906.613) 115Kw 156Cv 1796Cc 2008>, Sprinter 3-t Van>216 CDI (906.611, 906.613) 120Kw 163Cv 2143Cc 2009>, Sprinter 3-t Van>218 CDI (906.611, 906.613) 135Kw 184Cv 2987Cc 2006>2009, Sprinter 3-t Van>219 CDI / BlueTEC (906.611, 906.613) 140Kw 190Cv 2987Cc 2009>, Sprinter 3-t Van>224 (906.613) 190Kw 258Cv 3498Cc 2006>, Sprinter 4,6-t Platform/Chassis>411 CDI (906.153, 906.155, 906.253, 906.255) 80Kw 109Cv 2148Cc 2009>2018, Sprinter 4,6-t Platform/Chassis>413 CDI 95Kw 129Cv 2143Cc 2009>, Sprinter 4,6-t Platform/Chassis>414 CDI 105Kw 143Cv 2143Cc 2016>, Sprinter 4,6-t Platform/Chassis>415 CDI (906.153, 906.155, 906.253, 906.255) 110Kw 150Cv 2148Cc 2006>2009, Sprinter 4,6-t Platform/Chassis>416 CDI (906.153, 906.155, 906.253, 906.255) 120Kw 163Cv 2143Cc 2009>, Sprinter 4,6-t Platform/Chassis>418 CDI (906.153, 906.155, 906.253, 906.255) 135Kw 184Cv 2987Cc 2006>2009, Sprinter 4,6-t Platform/Chassis>419 CDI (906.153, 906.155, 906.253, 906.255) 140Kw 190Cv 2987Cc 2009>, Sprinter 4,6-t Platform/Chassis>424 (906.153, 906.155, 906.253, 906.255) 190Kw 258Cv 3498Cc 2006>2013, Sprinter 4,6-t Van>413 CDI (906.653, 906.655, 906.657) 80Kw 109Cv 2148Cc 2009>2018, Sprinter 4,6-t Van>413 CDI (906.653, 906.655, 906.657) 95Kw 129Cv 2143Cc 2006>2016, Sprinter 4,6-t Van>414 CDI 105Kw 143Cv 2143Cc 2016>, Sprinter 4,6-t Van>415 CDI (906.653, 906.655, 906.657) 110Kw 150Cv 2148Cc 2009>2009, Sprinter 4,6-t Van>416 CDI (906.653, 906.655, 906.657) 120Kw 163Cv 2143Cc 2009>, Sprinter 4,6-t Van>418 CDI (906.653, 906.655, 906.657) 135Kw 184Cv 2987Cc 2009>2016, Sprinter 4,6-t Van>419 CDI (906.653, 906.655, 906.657) 140Kw 190Cv 2987Cc 2009>, Sprinter 4,6-t Van>424 (906.653, 906.655, 906.657) 190Kw 258Cv 3498Cc 2006>2013, Sprinter 5-t Bus>513 CDI (906.755, 906.757) 95Kw 129Cv 2143Cc 2009>, Sprinter 5-t Bus>516 CDI (906.755, 906.757) 120Kw 163Cv 2143Cc 2009>, Sprinter 5-t Bus>519 CDI (906.755, 906.757) 140Kw 190Cv 2987Cc 2009>, Sprinter 5-t Platform/Chassis>509 CDI (906.153, 906.155, 906.253, 906.255) 65Kw 88Cv 2148Cc 2006>2009, Sprinter 5-t Platform/Chassis>510 CDI (906.153, 906.155, 906.253, 906.255) 70Kw 95Cv 2143Cc 2009>, Sprinter 5-t Platform/Chassis>511 CDI (906.153, 906.155, 906.253, 906.255) 80Kw 109Cv 2148Cc 2006>2009, Sprinter 5-t Platform/Chassis>511 CDI (906.153, 906.155, 906.253, 906.255) 84Kw 114Cv 2143Cc 2016>, Sprinter 5-t Platform/Chassis>513 CDI (906.155, 906.253, 906.255) 95Kw 129Cv 2148Cc 2006>2016, Sprinter 5-t Platform/Chassis>513 CDI (906.155, 906.253, 906.255) 95Kw 129Cv 2143Cc 2006>2016, Sprinter 5-t Platform/Chassis>514 CDI (906.153, 906.155, 906.253, 906.255) 105Kw 143Cv 2143Cc 2016>, Sprinter 5-t Platform/Chassis>515 CDI (906.153, 906.155, 906.253, 906.255) 110Kw 150Cv 2148Cc 2006>2009, Sprinter 5-t Platform/Chassis>516 (906.153, 906.155, 906.253, 906.255) 115Kw 156Cv 1796Cc 2008>, Sprinter 5-t Platform/Chassis>516 CDI (906.153, 906.155, 906.253, 906.255) 120Kw 163Cv 2143Cc 2009>, Sprinter 5-t Platform/Chassis>516 NGT (906.153, 906.155, 906.253, 906.255) 115Kw 156Cv 1796Cc 2008>, Sprinter 5-t Platform/Chassis>518 CDI (906.153, 906.155, 906.253, 906.255) 135Kw 184Cv 2987Cc 2006>2009, Sprinter 5-t Platform/Chassis>519 CDI / BlueTEC (906.153, 906.155, 906.253, 906.255) 140Kw 190Cv 2987Cc 2009>, Sprinter 5-t Platform/Chassis>524 (906.153, 906.155, 906.253, 906.255) 190Kw 258Cv 3498Cc 2006>2013, Sprinter 5-t Van>509 CDI (906.653, 906.655, 906.657) 65Kw 88Cv 2148Cc 2006>2009, Sprinter 5-t Van>510 CDI (906.653, 906.655, 906.657) 70Kw 95Cv 2143Cc 2009>2016, Sprinter 5-t Van>511 CDI (906.653, 906.655, 906.657) 80Kw 109Cv 2148Cc 2006>2009, Sprinter 5-t Van>511 CDI (906.653, 906.655, 906.657) 84Kw 114Cv 2143Cc 2016>, Sprinter 5-t Van>513 CDI (906.653, 906.655, 906.657) 95Kw 129Cv 2148Cc 2006>, Sprinter 5-t Van>513 CDI (906.653, 906.655, 906.657) 95Kw 129Cv 2143Cc 2006>, Sprinter 5-t Van>514 CDI (906.653, 906.655, 906.657) 105Kw 143Cv 2143Cc 2016>, Sprinter 5-t Van>515 CDI (906.653, 906.655, 906.657) 110Kw 150Cv 2148Cc 2006>2009, Sprinter 5-t Van>516 CDI (906.653, 906.655, 906.657) 120Kw 163Cv 2143Cc 2009>, Sprinter 5-t Van>518 CDI (906.653, 906.655, 906.657) 135Kw 184Cv 2987Cc 2006>2009, Sprinter 5-t Van>519 CDI / BlueTEC (906.653, 906.655, 906.657) 140Kw 190Cv 2987Cc 2009>, Sprinter 5-t Van>524 (906.653, 906.655, 906.657) 190Kw 258Cv 3498Cc 2006>2013, ...CONTINUE

FUEL INJECTION PARTS | SISTEMA DE INYECCIÓN DE COMBUSTIBLE
ABS SENSOR | SENSOR ABS


GS2687
FRONT WHEEL SENSOR (BOTH SIDES)
REPLACES / REEMPLAZA:
Mercedes Benz: A9069050601, A9065403917; **VW:** 2E0 927 748 L; **Bosch:** 0 986 594 645; **Bremi:** 51365

APPLICATION / APLICACIÓN:

...**VW:** Crafter 30-35 Bus>2.0 TDI 80Kw 109Cv 1968Cc 2011>2016, Crafter 30-35 Bus>2.0 TDI 84Kw 114Cv 1968Cc 2013>2016, Crafter 30-35 Bus>2.0 TDI 100Kw 136Cv 1968Cc 2011>2016, Crafter 30-35 Bus>2.0 TDI 105Kw 142Cv 1968Cc 2011>2016, Crafter 30-35 Bus>2.0 TDI 120Kw 163Cv 1968Cc 2011>2016, Crafter 30-35 Bus>2.0 TDI 4motion 120Kw 163Cv 1968Cc 2011>2016, Crafter 30-35 Bus>2.5 TDI 65Kw 88Cv 2461Cc 2006>2011, Crafter 30-35 Bus>2.5 TDI 80Kw 109Cv 2461Cc 2006>2013, Crafter 30-35 Bus>2.5 TDI 100Kw 136Cv 2461Cc 2006>2013, Crafter 30-35 Bus>2.5 TDI 120Kw 163Cv 2461Cc 2006>2011, Crafter 30-50 Platform/Chassis>2.0 TDI 80Kw 109Cv 1968Cc 2011>2016, Crafter 30-50 Platform/Chassis>2.0 TDI 84Kw 114Cv 1968Cc 2013>2016, Crafter 30-50 Platform/Chassis>2.0 TDI 100Kw 136Cv 1968Cc 2011>2016, Crafter 30-50 Platform/Chassis>2.0 TDI 103Kw 140Cv 1968Cc 2015>2016, Crafter 30-50 Platform/Chassis>2.0 TDI 105Kw 142Cv 1968Cc 2011>2016, Crafter 30-50 Platform/Chassis>2.0 TDI 120Kw 163Cv 1968Cc 2011>2016, Crafter 30-50 Platform/Chassis>2.5 TDI 4motion 120Kw 163Cv 1968Cc 2011>2016, Crafter 30-50 Platform/Chassis>2.5 TDI 65Kw 88Cv 2461Cc 2006>2011, Crafter 30-50 Platform/Chassis>2.5 TDI 80Kw 109Cv 2461Cc 2006>2013, Crafter 30-50 Platform/Chassis>2.5 TDI 100Kw 136Cv 2461Cc 2006>2013, Crafter 30-50 Platform/Chassis>2.5 TDI 120Kw 163Cv 2461Cc 2006>2011, Crafter 30-50 Van>2.0 TDI 80Kw 109Cv 1968Cc 2011>2016, Crafter 30-50 Van>2.0 TDI 84Kw 114Cv 1968Cc 2013>2016, Crafter 30-50 Van>2.0 TDI 100Kw 136Cv 1968Cc 2011>2016, Crafter 30-50 Van>2.0 TDI 103Kw 140Cv 1968Cc 2015>2016, Crafter 30-50 Van>2.0 TDI 105Kw 142Cv 1968Cc 2011>2016, Crafter 30-50 Van>2.0 TDI 120Kw 163Cv 1968Cc 2011>2016, Crafter 30-50 Van>2.0 TDI 4motion 120Kw 163Cv 1968Cc 2011>2016, Crafter 30-50 Van>2.5 TDI 65Kw 88Cv 2461Cc 2006>2011, Crafter 30-50 Van>2.5 TDI 80Kw 109Cv 2461Cc 2006>2013, Crafter 30-50 Van>2.5 TDI 100Kw 136Cv 2461Cc 2006>2013, Crafter 30-50 Van>2.5 TDI 120Kw 163Cv 2461Cc 2006>2011


GS2688
FRONT WHEEL SENSOR (LEFT SIDE)
REPLACES / REEMPLAZA:
Mitsubishi: MN102207; **A.B.S.:** 31902

APPLICATION / APLICACIÓN:
MITSUBISHI: L200 2.5 TD GL/GLS 4WD 1996>2007

GS2689
FRONT WHEEL SENSOR (RIGHT SIDE)
REPLACES / REEMPLAZA:
Mitsubishi: MN102208; **A.B.S.:** 31904

APPLICATION / APLICACIÓN:
MITSUBISHI: L-200 2.5 TD GL / GLS 4WD 1996>2007

GS2693
FRONT WHEEL SENSOR (BOTH SIDES)
REPLACES / REEMPLAZA:
Fiat: 0265007830, 0265007485, 51759509, 517795760, 46845597; **Delphi:** SS2032; **Meat & Doria:** 90019, 90078

APPLICATION / APLICACIÓN:
FIAT: Idea 1.2 16V 2004>, Idea 1.3 D Multijet 2004>, Idea 1.4 2003>, Idea 1.4 16V 2004>, Idea 1.9 Jtd 2004>;

LANCIA: Musa 1.3 D Multijet 2004>2012, Musa 1.4 2004>2012, Musa 1.9 D Multijet 2004>2012, Ypsilon 1.2 2003>2011, Ypsilon 1.3 D Multijet 2006>2011, Ypsilon 1.3 D Multijet (843.Axf11, 843.Axf1A, 843.Axm11, 2006>2011, Ypsilon 1.3 Jtd 2003>2011, Ypsilon 1.4 2006>2011, Ypsilon 1.4 16V 2003>2011

GS2694
FRONT WHEEL SENSOR (LEFT SIDE)
REPLACES / REEMPLAZA:
Renault: 7700411747, 7700415681; **Bosch:** 0 265 006 383, **Bremi:** 50272

APPLICATION / APLICACIÓN:

RENAULT: Clio II 1.2 (BB0A, BB0F, BB10, BB1K, BB28, BB2D, BB2H, CB0A,... 43Kw 58Cv 1149Cc 1998>2010, Clio II 1.2 16V (BB05, BB0W, BB11, BB27, BB2T, BB2U, BB2V, CB05,... 55Kw 75Cv 1149Cc 2001>2016, Clio II 1.2 LPG 43Kw 58Cv 1149Cc 1998>2009, Clio II 1.2 LPG (BB0A, CB0A) 44Kw 60Cv 1149Cc 1999>2001, Clio II 1.4 (B/CB0C, B/CB0S) 55Kw 75Cv 1390Cc 1998>2005, Clio II 1.4 16V (B/CB0L) 70Kw 95Cv 1390Cc 1999>2004, Clio II 1.4 16V (B/CB0P, BB13) 72Kw 98Cv 1390Cc 2000>2008, Clio II 1.5 dCi 42Kw 57Cv 1461Cc 2001>2006, Clio II 1.5 dCi (B/CB03) 59Kw 80Cv 1461Cc 2001>2003, Clio II 59Kw 80Cv 1461Cc 1.5 dCi (B/CB07) 2001>2003, Clio II 48Kw 65Cv 1461Cc 1.5 dCi (B/CB08) 2001>2009, Clio II 60Kw 82Cv 1461Cc 1.6 (B/CB0D) 2001>2005, Clio II 66Kw 90Cv 1598Cc 1.6 16V (BB01, BB0H, BB0T, BB14, BB1D, BB1R, BB2KL, BB3G... 1998>2005, Clio II 79Kw 107Cv 1598Cc 1.6 Flex 1998>2005, Clio II 81Kw 110Cv 1598Cc 1.6 Hi-Flex (CB0H) 2000>2006, Clio II 86Kw 117Cv 1598Cc 1.9 D (B/CB0E) 2005>2010, Clio II 1.9 D (B/CB0E) 47Kw 64Cv 1870Cc 1998>2005, Clio II 1.9 D (B/CB0J) 48Kw 65Cv 1870Cc 2000>2001, Clio II 1.9 dTi (B/CB0U) 59Kw 80Cv 1870Cc 1999>2005, Clio II 2.0 16V Sport (CB0M) 124Kw 169Cv 1998Cc 2000>2009, Clio II 3.0 V6 Sport (CB1A) 166Kw 226Cv 2946Cc 2000>2002, Clio II 3.0 V6 Sport (CB1H, CB1U, CB2S) 187Kw 254Cv 2946Cc 2002>2005, Clio II Hatchback Van 1.2 (SB0A, SB0F, SB10) 44Kw 60Cv 1149Cc 1999>2003, Clio II Hatchback Van 44Kw 60Cv 1149Cc 1.2 (SB0A, SB0F, SB1K, SB2D) 1999>2003, Clio II Hatchback Van 43Kw 58Cv 1149Cc 1.5 dCi 1998>, Clio II Hatchback Van 59Kw 80Cv 1461Cc 1.5 dCi (SB07) 2001>2004, Clio II Hatchback Van 48Kw 65Cv 1461Cc 1.9 D (SB0E) 2001>, Clio II Hatchback Van 47Kw 64Cv 1870Cc 1.9 D (SB0J) 1998>, Clio II Hatchback Van 48Kw 65Cv 1870Cc 1.9 D (SB0R) 2000>2001, Clio II Hatchback Van 40Kw 54Cv 1870Cc 1.9 DTi (SB0U) 1999>2000, Clio II Hatchback Van 1.9 DTi (SB0U) 59Kw 80Cv 1870Cc 2000>2001, Thalia I 1.2 16V 55Kw 75Cv 1149Cc 2002>, Thalia I 1.4 55Kw 75Cv 1390Cc 2000>, Thalia I 1.4 16V 72Kw 98Cv 1390Cc 2000>, Thalia I 1.5 dCi 48Kw 65Cv 1461Cc 2002>, Thalia I 1.5 dCi 60Kw 82Cv 1461Cc 2001>2009, Thalia I 1.6 66Kw 90Cv 1598Cc 1998>, Thalia I 66Kw 90Cv 1598Cc 1.6 16V 1998>, Thalia I 79Kw 107Cv 1598Cc 1.9 D 2000>2009, Thalia I 48Kw 65Cv 1870Cc 1998>2001


GS2695
FRONT WHEEL SENSOR (RIGHT SIDE)
REPLACES / REEMPLAZA:
Renault: 7700411745, 7700415682; **Bosch:** 0 265 006 384; **Bremi:** 50596

APPLICATION / APLICACIÓN:
RENAULT: Clio II 1.0 2001>2005, Clio II 1.6 1998>2005, Clio II 1.6 Authentique Hi-Flex 2004>2009, Thalia I 1.6 2000>2004



GS2698

REAR WHEEL SENSOR (BOTH SIDES)

REPLACES / REEMPLAZA:

Mercedes Benz: A9069051001, A9069051101; Bremi: 51369

APPLICATION / APLICACIÓN:

MERCEDES BENZ: Sprinter 4,6-t Platform/Chassis (906) 413 CDI 95Kw 129Cv 2143Cc 2009>, Sprinter 4,6-t Platform/Chassis (906) 414 CDI 105Kw 143Cv 2143Cc 2016>, Sprinter 4,6-t Platform/Chassis (906) 415 CDI (906.153, 906.155, 906.253, 906.255) 110Kw 150Cv 2148Cc 2006>2009, Sprinter 4,6-t Platform/Chassis (906) 416 CDI (906.153, 906.155, 906.253, 906.255) 120Kw 163Cv 2143Cc 2009>, Sprinter 4,6-t Platform/Chassis (906) 418 CDI (906.153, 906.155, 906.253, 906.255) 135Kw 184Cv 2987Cc 2006>2009, Sprinter 4,6-t Platform/Chassis (906) 419 CDI (906.153, 906.155, 906.253, 906.255) 140Kw 190Cv 2987Cc 2009>, Sprinter 4,6-t Platform/Chassis (906) 424 (906.153, 906.155, 906.253, 906.255) 190Kw 258Cv 3498Cc 2006>2013, Sprinter 4,6-t Van (906) 411 CDI (906.653, 906.655, 906.657) 80Kw 109Cv 2148Cc 2009>2018, Sprinter 4,6-t Van (906) 413 CDI (906.653, 906.655, 906.657) 95Kw 129Cv 2143Cc 2006>2016, Sprinter 4,6-t Van (906) 414 CDI 105Kw 143Cv 2143Cc 2016>, Sprinter 4,6-t Van (906) 415 CDI (906.653, 906.655, 906.657) 110Kw 150Cv 2148Cc 2009>2009, Sprinter 4,6-t Van (906) 416 CDI (906.653, 906.655, 906.657) 120Kw 163Cv 2143Cc 2009>, Sprinter 4,6-t Van (906) 418 CDI (906.653, 906.655, 906.657) 135Kw 184Cv 2987Cc 2009>2016, Sprinter 4,6-t Van (906) 419 CDI (906.653, 906.655, 906.657) 140Kw 190Cv 2987Cc 2009>, Sprinter 4,6-t Van (906) 424 (906.655, 906.657, 906.653) 190Kw 258Cv 3498Cc 2006>2013, Sprinter 5-t Bus (906) 513 CDI (906.755, 906.757) 95Kw 129Cv 2143Cc 2009>, Sprinter 5-t Bus (906) 516 CDI (906.755, 906.757) 120Kw 163Cv 2143Cc 2009>, Sprinter 5-t Bus (906) 519 CDI (906.755, 906.757) 140Kw 190Cv 2987Cc 2009>, Sprinter 5-t Platform/Chassis (906) 509 CDI (906.153, 906.155, 906.253, 906.255) 65Kw 88Cv 2148Cc 2006>2009, Sprinter 5-t Platform/Chassis (906) 510 CDI (906.153, 906.155, 906.253, 906.255) 70Kw 95Cv 2143Cc 2009>, Sprinter 5-t Platform/Chassis (906) 511 CDI (906.153, 906.155, 906.253, 906.255) 84Kw 114Cv 2143Cc 2016>, Sprinter 5-t Platform/Chassis (906) 511 CDI 4x4 (906.155, 906.253, 906.255) 80Kw 109Cv 2148Cc 2006>2009, Sprinter 5-t Platform/Chassis (906) 513 CDI (906.155, 906.253, 906.255) 95Kw 129Cv 2148Cc 2006>2016, Sprinter 5-t Platform/Chassis (906) 513 CDI 4x4 (906.155, 906.253, 906.255) 95Kw 129Cv 2148Cc 2006>2009, Sprinter 5-t Platform/Chassis (906) 514 CDI (906.153, 906.155, 906.253, 906.255) 105Kw 143Cv 2143Cc 2016>, Sprinter 5-t Platform/Chassis (906) 514 CDI 4x4 (906.153, 906.155, 906.253, 906.255) 105Kw 143Cv 2143Cc 2016>, Sprinter 5-t Platform/Chassis (906) 515 CDI (906.153, 906.155, 906.253, 906.255) 110Kw 150Cv 2148Cc 2006>2009, Sprinter 5-t Platform/Chassis (906) 515 CDI 4x4 (906.153, 906.155, 906.253, 906.255) 110Kw 150Cv 2148Cc 2006>2009, Sprinter 5-t Platform/Chassis (906) 516 CDI (906.153, 906.155, 906.253, 906.255) 120Kw 163Cv 2143Cc 2009>, Sprinter 5-t Platform/Chassis (906) 516 CDI 4x4 (906.153, 906.155, 906.253, 906.255) 120Kw 163Cv 2143Cc 2011>, Sprinter 5-t Platform/Chassis (906) 516 NGT (906.153, 906.155, 906.253, 906.255) 115Kw 156Cv 1796Cc 2008>, Sprinter 5-t Platform/Chassis (906) 518 CDI (906.153, 906.155, 906.253, 906.255) 135Kw 184Cv 2987Cc 2006>2009, Sprinter 5-t Platform/Chassis (906) 518 CDI 4x4 (906.153, 906.155, 906.253, 906.255) 135Kw 184Cv 2987Cc 2006>2009, Sprinter 5-t Platform/Chassis (906) 519 CDI / BlueTEC (906.153, 906.155, 906.253, 906.255) 140Kw 190Cv 2987Cc 2009>, Sprinter 5-t Platform/Chassis (906) 519 CDI / BlueTEC 4x4 (906.153, 906.155, 906.253, 906.255) 140Kw 190Cv 2987Cc 2009>, Sprinter 5-t Platform/Chassis (906) 524 (906.153, 906.155, 906.253, 906.255) 190Kw 258Cv 3498Cc 2006>2013, Sprinter 5-t Van (906) 509 CDI (906.653, 906.655, 906.657) 65Kw 88Cv 2148Cc 2006>2009, Sprinter 5-t Van (906) 510 CDI (906.653, 906.655, 906.657) 70Kw 95Cv 2143Cc 2009>2016, Sprinter 5-t Van (906) 511 CDI (906.653, 906.655, 906.657) 80Kw 109Cv 2148Cc 2006>2009, Sprinter 5-t Van (906) 511 CDI (906.653, 906.655, 906.657) 84Kw 114Cv 2143Cc 2016>, Sprinter 5-t Van (906) 511 CDI 4x4 (906.653, 906.655, 906.657) 80Kw 109Cv 2148Cc 2006>2009, Sprinter 5-t Van (906) 513 CDI (906.653, 906.655, 906.657) 95Kw 129Cv 2148Cc 2006>, Sprinter 5-t Van (906) 513 CDI (906.653, 906.655, 906.657) 95Kw 129Cv 2143Cc 2006>, Sprinter 5-t Van (906) 514 CDI (906.653, 906.655, 906.657) 105Kw 143Cv 2143Cc 2016>, Sprinter 5-t Van (906) 514 CDI 4x4 (906.653, 906.655, 906.657) 105Kw 143Cv 2143Cc 2016>, Sprinter 5-t Van (906) 515 CDI (906.653, 906.655, 906.657) 110Kw 150Cv 2148Cc 2006>2009, Sprinter 5-t Van (906) 515 CDI 4x4 (906.653, 906.655, 906.657) 110Kw 150Cv 2148Cc 2006>2009, Sprinter 5-t Van (906) 515 CDI 4x4 (906.653, 906.655, 906.657) 120Kw 163Cv 2143Cc 2006>, Sprinter 5-t Van (906) 518 CDI (906.653, 906.655, 906.657) 135Kw 184Cv 2987Cc 2006>2009, Sprinter 5-t Van (906) 518 CDI 4x4 (906.653, 906.655, 906.657) 135Kw 184Cv 2987Cc 2006>2009, Sprinter 5-t Van (906) 519 CDI / BlueTEC (906.653, 906.655, 906.657) 140Kw 190Cv 2987Cc 2009>, Sprinter 5-t Van (906) 519 CDI / BlueTEC 4x4 (906.653, 906.655, 906.657) 140Kw 190Cv 2987Cc 2009>, Sprinter 5-t Van (906) 524 (906.653, 906.655, 906.657) 190Kw 258Cv 3498Cc 2006>2013;

VW: Crafter 30-35 Bus (2E_) 2.0 TDI 80Kw 109Cv 1968Cc 2011>2016, Crafter 30-35 Bus (2E_) 2.0 TDI 84Kw 114Cv 1968Cc 2013>2016, Crafter 30-35 Bus (2E_) 2.0 TDI 100Kw 136Cv 1968Cc 2011>2016, Crafter 30-35 Bus (2E_) 2.0 TDI 105Kw 142Cv 1968Cc 2011>2016, Crafter 30-35 Bus (2E_) 2.0 TDI 120Kw 163Cv 1968Cc 2011>2016, Crafter 30-35 Bus (2E_) 2.0 TDI 4motion 120Kw 163Cv 1968Cc 2011>2016, Crafter 30-35 Bus (2E_) 2.5 TDI 65Kw 88Cv 2461Cc 2006>2011, Crafter 30-35 Bus (2E_) 2.5 TDI 80Kw 109Cv 2461Cc 2006>2013, Crafter 30-35 Bus (2E_) 2.5 TDI 100Kw 136Cv 2461Cc 2006>2013, Crafter 30-35 Bus (2E_) 2.5 TDI 120Kw 163Cv 2461Cc 2006>2011, Crafter 30-50 Platform/Chassis (2F_) 2.0 TDI 80Kw 109Cv 1968Cc 2011>2016, Crafter 30-50 Platform/Chassis (2F_) 2.0 TDI 84Kw 114Cv 1968Cc 2013>2016, Crafter 30-50 Platform/Chassis (2F_) 2.0 TDI 100Kw 136Cv 1968Cc 2011>2016, Crafter 30-50 Platform/Chassis (2F_) 2.0 TDI 103Kw 140Cv 1968Cc 2015>2016, Crafter 30-50 Platform/Chassis (2F_) 2.0 TDI 105Kw 142Cv 1968Cc 2011>2016, Crafter 30-50 Platform/Chassis (2F_) 2.0 TDI 120Kw 163Cv 1968Cc 2011>2016, Crafter 30-50 Platform/Chassis (2F_) 2.0 TDI 4motion 120Kw 163Cv 1968Cc 2011>2016, Crafter 30-50 Platform/Chassis (2F_) 2.5 TDI 65Kw 88Cv 2461Cc 2006>2011, Crafter 30-50 Platform/Chassis (2F_) 2.5 TDI 80Kw 109Cv 2461Cc 2006>2013, Crafter 30-50 Platform/Chassis (2F_) 2.5 TDI 100Kw 136Cv 2461Cc 2006>2013, Crafter 30-50 Platform/Chassis (2F_) 2.5 TDI 120Kw 163Cv 2461Cc 2006>2011, Crafter 30-50 Van (2E_) 2.0 TDI 80Kw 109Cv 1968Cc 2011>2016, Crafter 30-50 Van (2E_) 2.0 TDI 84Kw 114Cv 1968Cc 2013>2016, Crafter 30-50 Van (2E_) 2.0 TDI 100Kw 136Cv 1968Cc 2011>2016, Crafter 30-50 Van (2E_) 2.0 TDI 103Kw 140Cv 1968Cc 2015>2016, Crafter 30-50 Van (2E_) 2.0 TDI 105Kw 142Cv 1968Cc 2011>2016, Crafter 30-50 Van (2E_) 2.0 TDI 120Kw 163Cv 1968Cc 2011>2016, Crafter 30-50 Van (2E_) 2.0 TDI 4motion 120Kw 163Cv 1968Cc 2011>2016, Crafter 30-50 Van (2E_) 2.5 TDI 65Kw 88Cv 2461Cc 2006>2011, Crafter 30-50 Van (2E_) 2.5 TDI 80Kw 109Cv 2461Cc 2006>2013, Crafter 30-50 Van (2E_) 2.5 TDI 100Kw 136Cv 2461Cc 2006>2013, Crafter 30-50 Van (2E_) 2.5 TDI 120Kw 163Cv 2461Cc 2006>2011



GS2699

REAR WHEEL SENSOR (BOTH SIDES)

REPLACES / REEMPLAZA:

Fiat: 51918285

APPLICATION / APLICACIÓN:

FIAT Bravo Essence 2011>2016, Sporting 2011>2016



GS2700

FRONT WHEEL SENSOR (BOTH SIDES)

REPLACES / REEMPLAZA:

Peugeot: 454548, 96252846, 96183217, 96272628, 0265006205; Bosch: 0 265 006 205; A.B.S.: 30140;

Meat & Doria: 90273; Mobiletron: AB-EU055

APPLICATION / APLICACIÓN:

PEUGEOT: 306 1.8 16V 1995>, 406 1.6 1995>, 406 1.8 1996>, 406 1.8 16V 1995>, 406 1.8 Bifuel 1999>, 406 1.9 D 1996>, 406 1.9 Td 1995>, 406 2.0 1996>, 406 2.0 16V 1995>, 406 2.0 16V Hpi 2001>, 406 2.0 Hdi 110 1998>, 406 2.0 Hdi 90 1999>, 406 2.0 Turbo 1996>, 406 2.1 Td 12V 1996>, 406 2.2 2000>, 406 2.2 Hdi 2000>, 406 3.0 1999>, 406 3.0 24V 1996>, 406 3.0 V6 1999>, 406 Break 1.8 1996>, 406 Break 1.8 16V 1995>, 406 Break 1.9 D 1996>, 406 Break 1.9 Td 1995>, 406 Break 2.0 1996>, 406 Break 2.0 16V 1995>, 406 Break 2.0 16V Hpi 2001>, 406 Break 2.0 Hdi 110 1998>, 406 Break 2.0 Hdi 90 1999>, 406 Break 2.0 Turbo 1996>, 406 Break 2.1 Td 12V 1996>, 406 Break 2.2 2000>, 406 Break 3.0 V6 1999>, 406 Coupe 1.8 1996>, 406 Coupe 2.0 16V 1995>, 406 Coupe 2.2 2000>, 406 Coupe 2.2 Hdi 2000>, 406 Coupe 3.0 24V 1996>, 406 Coupe 3.0 V6 1999>, 406 Coupe 3.0 V6 24V 1997>


GS2701
FRONT WHEEL SENSOR

REPLACES / REEMPLAZA:

Kia: 0K56A43701, 0K56A43701A

APPLICATION / APLICACIÓN:

Kia: Sedona Mk1/Mk2 2.5/2.9, Carnival

GS2702
FRONT WHEEL SENSOR

REPLACES / REEMPLAZA:

Scania: 1428454, 1439666, 1530702, 1534528, 1545506, 1892056

APPLICATION / APLICACIÓN:

Scania

GS2703
REAR WHEEL SENSOR (BOTH SIDES)

REPLACES / REEMPLAZA:

Fiat: 51966684, 52134377

APPLICATION / APLICACIÓN:

FIAT: Toro 1.8 / 2.4 4x2 Flex 2016>

GS2704
FRONT WHEEL SENSOR (LEFT SIDE)

REPLACES / REEMPLAZA:

Jeep: 4683471AB, 4683471A, 4683471AD, 4683471AE, 4683471AF; **Delphi:** SS20398; **Meat & Doria:** 90342, 90342E; **Mobiletron:** AB-US002

APPLICATION / APLICACIÓN:

CHRYSLER: Voyager Iv 2.4 2000>, Voyager Iv 2.5 Crd 2000>, Voyager Iv 2.8 Crd 2004>, Voyager Iv 3.0 1999>, Voyager Iv 3.3 1999>, Voyager Iv 3.3 Awd 2000>, Voyager Iv 3.3 Flexfuel 2000>, Voyager Iv 3.3 Flexfuel Awd 2000>, Voyager Iv 3.8 2000>, Voyager Iv 3.8 Awd 2000>

GS2707
REAR WHEEL SENSOR (BOTH SIDES)

REPLACES / REEMPLAZA:

Jeep: 56041393AA; **Bremi:** 51109; **Meat & Doria:** 90875

APPLICATION / APLICACIÓN:

JEEP: Cherokee 2.4 4x4 108Kw 147Cv 2429Cc 2001>2008, Cherokee 2.4 Laredo 108Kw 147Cv 2429Cc 2001>2004, Cherokee 2.5 CRD 4x4 105Kw 143Cv 2499Cc 2001>2008, Cherokee 2.8 CRD 4x4 110Kw 150Cv 2776Cc 2002>2008, Cherokee 2.8 CRD 4x4 120Kw 163Cv 2776Cc 2004>2008, Cherokee 3.7 4x4 150Kw 204Cv 3700Cc 2003>2008, Cherokee 3.7 4x4 155Kw 211Cv 3698Cc 2001>2008, Cherokee 3.7 4x4 157Kw 214Cv 3700Cc 2001>2007

GS2708
FRONT WHEEL SENSOR (LEFT SIDE)

REPLACES / REEMPLAZA:

Audi: 6E0927803A, 6E0927803B; **Bremi:** 50634;

Meat & Doria: 90171

APPLICATION / APLICACIÓN:

AUDI: A2 1.2 TDI 2001>2005 **VW:** Lupo 1.2 TDI 1999>2005

GS2709
FRONT WHEEL SENSOR (LEFT SIDE)

REPLACES / REEMPLAZA:

Audi: 6E0927804A, 6E0927804B; **Bremi:** 50635;

Meat & Doria: 90172

APPLICATION / APLICACIÓN:

AUDI: A2 1.2 TDI 2001>2005; **VW:** Lupo 1.2 TDI 1999>2005

GS2710

FRONT AND REAR WHEEL SENSOR (RIGHT SIDE)

REPLACES / REEMPLAZA:

Audi: 7L0927808A, 7L0927808B, 95560640611, 95560640612, 95560640610; Bosch: 0 986 594 525; Bremi: 50313

APPLICATION / APLICACIÓN:

AUDI: A3 1.8 TFSI quattro 132Kw 180Cv 1798Cc 2012>2016, A3 2.0 TDI quattro 110Kw 150Cv 1968Cc 2012>, A3 2.0 TDI quattro 135Kw 184Cv 1968Cc 2012>, A3 2.0 TFSI quattro 140Kw 190Cv 1984Cc 2016>, A3 S3 quattro 206Kw 280Cv 1984Cc 2013>2014, A3 S3 quattro 210Kw 286Cv 1984Cc 2014>2016, A3 S3 quattro 221Kw 300Cv 1984Cc 2012>2016, A3 S3 quattro 228Kw 310Cv 1984Cc 2016>, A3 Convertible 1.8 TFSI quattro 132Kw 180Cv 1798Cc 2014>, A3 Convertible 2.0 TDI quattro 110Kw 150Cv 1968Cc 2014>, A3 Convertible 2.0 TDI quattro 135Kw 184Cv 1968Cc 2014>, A3 Convertible 2.0 TFSI quattro 140Kw 190Cv 1984Cc 2016>, A3 Convertible 2.0 TFSI quattro 162Kw 220Cv 1984Cc 2014>, A3 Convertible 40 TFSI 140Kw 190Cv 1984Cc 2018>, A3 Convertible 40 TFSI quattro 140Kw 190Cv 1984Cc 2018>, A3 Convertible 40 TFSI quattro 140Kw 190Cv 1984Cc 2015>, A3 Limousine 1.8 TFSI quattro 132Kw 180Cv 1798Cc 2013>, A3 Limousine 2.0 TDI quattro 110Kw 150Cv 1968Cc 2013>, A3 Limousine 2.0 TDI quattro 135Kw 184Cv 1968Cc 2014>2018, A3 Limousine 2.0 TFSI quattro 140Kw 190Cv 1984Cc 2016>, A3 Limousine 40 TDI quattro 135Kw 184Cv 1968Cc 2018>2019, A3 Limousine 40 TFSI quattro 140Kw 190Cv 1984Cc 2018>, A3 Limousine RS3 quattro 294Kw 400Cv 2480Cc 2017>, A3 Limousine S3 quattro 206Kw 280Cv 1984Cc 2013>, A3 Limousine S3 quattro 210Kw 286Cv 1984Cc 2014>, A3 Limousine S3 quattro 221Kw 300Cv 1984Cc 2013>, A3 Limousine S3 quattro 228Kw 310Cv 1984Cc 2016>, A3 Sportback 1.6 TDI quattro 81Kw 110Cv 1598Cc 2015>, A3 Sportback 1.8 TFSI quattro 132Kw 180Cv 1798Cc 2013>, A3 Sportback 2.0 TDI quattro 110Kw 150Cv 1968Cc 2013>, A3 Sportback 2.0 TDI quattro 135Kw 184Cv 1968Cc 2013>2018, A3 Sportback 2.0 TFSI quattro 140Kw 190Cv 1984Cc 2016>, A3 Sportback RS3 quattro 270Kw 367Cv 2480Cc 2015>, A3 Sportback RS3 quattro 294Kw 400Cv 2480Cc 2017>, A3 Sportback S3 quattro 206Kw 280Cv 1984Cc 2013>, A3 Sportback S3 quattro 210Kw 286Cv 1984Cc 2014>, A3 Sportback S3 quattro 221Kw 300Cv 1984Cc 2012>, A3 Sportback S3 quattro 228Kw 310Cv 1984Cc 2016>, Q2 2.0 TDI quattro 110Kw 150Cv 1968Cc 2016>, Q2 2.0 TDI quattro 140Kw 190Cv 1968Cc 2016>, Q3 2.0 TDI 88Kw 120Cv 1968Cc 2015>2018, Q3 2.0 TDI quattro 103Kw 140Cv 1968Cc 2012>2018, Q3 2.0 TDI quattro 110Kw 150Cv 1968Cc 2014>2018, Q3 2.0 TDI quattro 130Kw 177Cv 1968Cc 2011>2018, Q3 2.0 TDI quattro 135Kw 184Cv 1968Cc 2014>2018, Q3 2.0 TFSI 132Kw 180Cv 1984Cc 2015>2018, Q3 2.0 TFSI quattro 125Kw 170Cv 1984Cc 2011>2015, Q3 2.0 TFSI quattro 132Kw 180Cv 1984Cc 2014>2018, Q3 2.0 TFSI quattro 155Kw 211Cv 1984Cc 2011>2015, Q3 2.0 TFSI quattro 162Kw 220Cv 1984Cc 2014>2018, Q3 35 TDI quattro 110Kw 150Cv 1968Cc 2018>, Q3 35 TFSI Mild Hybrid 110Kw 150Cv 1498Cc 2019>, Q3 40 TDI quattro 140Kw 190Cv 1968Cc 2018>, Q3 40 TFSI quattro 140Kw 190Cv 1984Cc 2018>, Q3 45 TFSI quattro 169Kw 230Cv 1984Cc 2018>, Q3 Sportback 35 TDI 110Kw 150Cv 1968Cc 2019>, Q3 Sportback 35 TDI quattro 110Kw 150Cv 1968Cc 2019>, Q3 Sportback 35 TFSI Mild Hybrid 110Kw 150Cv 1498Cc 2019>, Q3 Sportback 40 TDI quattro 140Kw 190Cv 1968Cc 2019>, Q3 Sportback 45 TFSI quattro 169Kw 230Cv 1984Cc 2019>, Q7 3.0 TDI quattro 150Kw 204Cv 2967Cc 2010>2015, Q7 3.0 TDI quattro 155Kw 211Cv 2967Cc 2006>2010, Q7 3.0 TDI quattro 165Kw 224Cv 2967Cc 2009>2012, Q7 3.0 TDI quattro 171Kw 233Cv 2967Cc 2006>2008, Q7 3.0 TDI quattro 176Kw 240Cv 2967Cc 2007>2015, Q7 3.0 TDI quattro 180Kw 245Cv 2967Cc 2011>2015, Q7 3.0 TFSI quattro 200Kw 272Cv 2995Cc 2010>2015, Q7 3.0 TFSI quattro 206Kw 280Cv 2995Cc 2011>2015, Q7 3.0 TFSI quattro 245Kw 333Cv 2995Cc 2010>2015, Q7 3.6 FSI quattro 206Kw 280Cv 3597Cc 2006>2010, Q7 4.2 FSI quattro 257Kw 350Cv 4163Cc 2006>2010, Q7 4.2 TDI quattro 240Kw 326Cv 4134Cc 2007>2009, Q7 4.2 TDI quattro 250Kw 340Cv 4134Cc 2009>2015, Q7 6.0 TDI quattro 368Kw 500Cv 5934Cc 2008>2014, TT 2.0 TDI quattro 135Kw 184Cv 1968Cc 2017>, TT 2.0 TFSI quattro 169Kw 230Cv 1984Cc 2014>, TT 2.0 TTS quattro 210Kw 286Cv 1984Cc 2015>, TT 2.0 TTS quattro 228Kw 310Cv 1984Cc 2014>, TT 2.5 RS quattro 294Kw 400Cv 2480Cc 2016>, TT Roadster 2.0 TDI quattro 135Kw 184Cv 1968Cc 2017>, TT Roadster 2.0 TFSI quattro 169Kw 230Cv 1984Cc 2014>, TT Roadster 2.0 TTS quattro 210Kw 286Cv 1984Cc 2015>, TT Roadster 2.0 TTS quattro 228Kw 310Cv 1984Cc 2014>, TT Roadster 2.5 RS quattro 294Kw 400Cv 2480Cc 2016>;

PORSCHE: Cayenne 3.0 TDI 176Kw 240Cv 2967Cc 2009>2010, Cayenne 3.2 184Kw 250Cv 3189Cc 2003>2007, Cayenne 3.6 213Kw 290Cv 3598Cc 2007>2010, Cayenne GTS 4.8 298Kw 405Cv 4806Cc 2007>2010, Cayenne S 4.5 250Kw 340Cv 4511Cc 2002>2007, Cayenne S 4.8 283Kw 385Cv 4806Cc 2007>2010, Cayenne Turbo 4.5 331Kw 450Cv 4511Cc 2002>2007, Cayenne Turbo S 4.5 368Kw 500Cv 4511Cc 2004>2007, Cayenne Turbo S 4.5 383Kw 521Cv 4511Cc 2006>2007, Cayenne Turbo S 4.8 368Kw 500Cv 4806Cc 2007>2010, Cayenne Turbo S 4.8 397Kw 540Cv 4806Cc 2007>2010, Cayenne Turbo S 4.8 404Kw 550Cv 4806Cc 2008>2010;

SEAT: Alhambra 1.4 TSI 110Kw 150Cv 1390Cc 2010>, Alhambra 2.0 TDI 85Kw 115Cv 1968Cc 2011>, Alhambra 2.0 TDI 100Kw 136Cv 1968Cc 2010>2011, Alhambra 2.0 TDI 103Kw 140Cv 1968Cc 2010>, Alhambra 2.0 TDI 125Kw 170Cv 1968Cc 2010>, Alhambra 2.0 TDI 4Drive 103Kw 140Cv 1968Cc 2011>, Alhambra 2.0 TDI 4Drive 110Kw 150Cv 1968Cc 2015>, Alhambra 2.0 TDI 4Drive 135Kw 184Cv 1968Cc 2016>, Alhambra 2.0 TSI 147Kw 200Cv 1984Cc 2010>, Attea 1.4 TSI 4Drive 110Kw 150Cv 1395Cc 2016>, Attea 1.5 TSI 4Drive 110Kw 150Cv 1495Cc 2018>, Attea 2.0 TDI 4Drive 110Kw 150Cv 1968Cc 2016>, Attea 2.0 TDI 4Drive 140Kw 190Cv 1968Cc 2016>, Attea 2.0 TSI 4Drive 140Kw 190Cv 1984Cc 2017>, Leon 1.5 TGI 96Kw 131Cv 1498Cc 2018>, Leon 2.0 TDI 110Kw 150Cv 1968Cc 2012>, Leon 2.0 TDI 135Kw 184Cv 1968Cc 2012>, Leon ST 1.6 TDI 4Drive 77Kw 105Cv 1598Cc 2014>, Leon ST 1.6 TDI 4Drive 81Kw 110Cv 1598Cc 2014>, Leon ST 1.8 TSI 4Drive 132Kw 180Cv 1798Cc 2014>, Leon ST 2.0 Cupra 4Drive 221Kw 300Cv 1984Cc 2016>, Leon ST 2.0 TDI 4Drive 110Kw 150Cv 1968Cc 2014>, Leon ST 2.0 TDI 4Drive 135Kw 184Cv 1968Cc 2014>, Tarraco 1.5 TSI ACT 110Kw 150Cv 1495Cc 2018>, Tarraco 2.0 TDI 110Kw 150Cv 1968Cc 2018>, Tarraco 2.0 TDI 4Drive 110Kw 150Cv 1968Cc 2018>, Tarraco 2.0 TDI 4Drive 140Kw 190Cv 1968Cc 2018>, Tarraco 2.0 TSI 4Drive 140Kw 190Cv 1984Cc 2018>;

SKODA: Karoq 1.4 TSI 110Kw 150Cv 1395Cc 2019>, Karoq 1.5 TSI 4x4 110Kw 150Cv 1495Cc 2017>, Karoq 2.0 TDI 4x4 110Kw 150Cv 1968Cc 2017>, Karoq 2.0 TDI 4x4 140Kw 190Cv 1968Cc 2017>, Kodiaq 1.4 TSI 4x4 110Kw 150Cv 1395Cc 2016>, Kodiaq 1.5 TSI 4x4 110Kw 150Cv 1495Cc 2018>, Kodiaq 2.0 RS Bi-TDI 4x4 176Kw 239Cv 1968Cc 2018>, Kodiaq 2.0 TDI 4x4 110Kw 150Cv 1968Cc 2016>, Kodiaq 2.0 TDI 4x4 130Kw 177Cv 1968Cc 2017>, Kodiaq 2.0 TDI 4x4 140Kw 190Cv 1968Cc 2016>, Kodiaq 2.0 TSI 4x4 132Kw 180Cv 1984Cc 2016>, Octavia IV 1.6 TDI 4x4 77Kw 105Cv 1598Cc 2014>, Octavia IV 1.6 TDI 4x4 81Kw 110Cv 1598Cc 2015>, Octavia IV 1.8 TSI 4x4 132Kw 180Cv 1798Cc 2014>, Octavia IV 2.0 TDI / TDI RS 4x4 135Kw 184Cv 1968Cc 2013>, Octavia IV 2.0 TDI 4x4 110Kw 150Cv 1968Cc 2014>, Octavia IV Combi 1.6 TDI 4x4 77Kw 105Cv 1598Cc 2012>, Octavia IV Combi 1.6 TDI 4x4 81Kw 110Cv 1598Cc 2015>, Octavia IV Combi 1.6 TDI 4x4 85Kw 115Cv 1598Cc 2017>, Octavia IV Combi 1.8 TSI 4x4 132Kw 180Cv 1798Cc 2012>, Octavia IV Combi 2.0 TDI / TDI RS 4x4 135Kw 184Cv 1968Cc 2014>, Octavia IV Combi 2.0 TDI 4x4 110Kw 150Cv 1968Cc 2012>, Superb II 1.8 TSI 4x4 118Kw 160Cv 1798Cc 2008>2015, Superb II 2.0 TDI 16V 4x4 103Kw 140Cv 1968Cc 2009>2015, Superb II 2.0 TDI 16V 4x4 103Kw 140Cv 1968Cc 2008>2015, Superb II 3.6 FSI 4x4 191Kw 260Cv 3597Cc 2008>2015, Superb II Estate 1.8 TSI 4x4 118Kw 160Cv 1798Cc 2009>2015, Superb II Estate 2.0 TDI 16V 4x4 103Kw 140Cv 1968Cc 2010>2015, Superb II Estate 2.0 TDI 4x4 125Kw 170Cv 1968Cc 2009>2015, Superb II Estate 3.6 V6 4x4 191Kw 260Cv 3597Cc 2009>2015, Superb III 1.4 TSI 4x4 110Kw 150Cv 1395Cc 2015>, Superb III 2.0 TDI 4x4 110Kw 150Cv 1968Cc 2015>, Superb III 2.0 TSI 4x4 206Kw 280Cv 1984Cc 2015>, Superb III Estate 1.4 TSI 4x4 110Kw 150Cv 1395Cc 2015>, Superb III Estate 2.0 TDI 4x4 110Kw 150Cv 1968Cc 2015>, Superb III Estate 2.0 TDI 4x4 140Kw 190Cv 1968Cc 2015>, Superb III Estate 2.0 TSI 4x4 200Kw 272Cv 1984Cc 2015>, Superb III Estate 2.0 TSI 4x4 206Kw 280Cv 1984Cc 2015>, Yeti 1.4 TSI 4x4 110Kw 150Cv 1395Cc 2015>2017, Yeti 1.8 TSI 4x4 112Kw 152Cv 1798Cc 2009>2017, Yeti 1.8 TSI 4x4 118Kw 160Cv 1798Cc 2009>2017, Yeti 2.0 TDI 4x4 81Kw 110Cv 1968Cc 2009>2017, Yeti 2.0 TDI 4x4 103Kw 140Cv 1968Cc 2009>2017, Yeti 2.0 TDI 4x4 110Kw 150Cv 1968Cc 2015>2017, Yeti 2.0 TDI 4x4 125Kw 170Cv 1968Cc 2009>2015;

TESLA: Model S 60D AWD 386Kw 525Cv 0Cc 2014>...CONTINUE





GS2710

FRONT AND REAR WHEEL SENSOR (RIGHT SIDE)

REPLACES / REEMPLAZA:

Audi: 7L0927808A, 7L0927808B, 95560640611, 95560640612, 95560640610; **Bosch:** 0 986 594 525; **Bremi:** 50313

APPLICATION / APLICACIÓN:

...**VW:** Arteon 2.0 TDI 4motion 140Kw 190Cv 1968Cc 2017>, Arteon 2.0 TDI 4motion 176Kw 240Cv 1968Cc 2017>2020, Arteon 2.0 TSI 4motion 206Kw 280Cv 1984Cc 2017>, Caddy Alltrack Box Body/MPV 2.0 TDI 4motion 90Kw 122Cv 1968Cc 2015>, Caddy Alltrack Box Body/MPV 2.0 TDI 4motion 110Kw 150Cv 1968Cc 2015>, Caddy Alltrack MPV 2.0 TDI 4motion 81Kw 110Cv 1968Cc 2015>2016, Caddy Alltrack MPV 2.0 TDI 4motion 90Kw 122Cv 1968Cc 2015>, Caddy Alltrack MPV 2.0 TDI 4motion 103Kw 140Cv 1968Cc 2015>, Caddy Alltrack MPV 2.0 TDI 4motion 110Kw 150Cv 1968Cc 2015>, Caddy III Box Body/MPV 2.0 TDI 16V 4motion 103Kw 140Cv 1968Cc 2010>2015, Caddy III Box Body/MPV 2.0 TDI 4motion 81Kw 110Cv 1968Cc 2010>2015, Caddy III MPV 2.0 TDI 16V 4motion 103Kw 140Cv 1968Cc 2010>2015, Caddy III MPV 2.0 TDI 4motion 81Kw 110Cv 1968Cc 2015>2016, Caddy IV Box Body/MPV 2.0 TDI 4motion 90Kw 122Cv 1968Cc 2015>, Caddy IV Box Body/MPV 2.0 TDI 4motion 103Kw 140Cv 1968Cc 2015>, Caddy IV Box Body/MPV 2.0 TDI 4motion 110Kw 150Cv 1968Cc 2015>, Caddy IV MPV 2.0 TDI 4motion 81Kw 110Cv 1968Cc 2015>2016, Caddy IV MPV 2.0 TDI 4motion 90Kw 122Cv 1968Cc 2015>, Caddy IV MPV 2.0 TDI 4motion 103Kw 140Cv 1968Cc 2015>, Caddy IV MPV 2.0 TDI 4motion 110Kw 150Cv 1968Cc 2015>, CC 2.0 TDI 125Kw 170Cv 1968Cc 2011>2016, CC 2.0 TDI 4motion 103Kw 140Cv 1968Cc 2011>2016, CC 2.0 TDI 4motion 125Kw 170Cv 1968Cc 2011>2013, CC 2.0 TDI 4motion 130Kw 177Cv 1968Cc 2012>2016, CC 3.6 FSI 4motion 220Kw 300Cv 3597Cc 2011>2016, Crafter Bus 2.0 TDI 4motion 130Kw 177Cv 1968Cc 2017>, Crafter Van 2.0 TDI 4motion 103Kw 140Cv 1968Cc 2017>, Crafter Van 2.0 TDI 4motion 130Kw 177Cv 1968Cc 2017>, Golf Alltrack VII Variant 1.6 TDI 4motion 81Kw 110Cv 1598Cc 2014>, Golf Alltrack VII Variant 1.8 TSI 4motion 132Kw 180Cv 1984Cc 2014>, Golf Alltrack VII Variant 2.0 TDI 4motion 110Kw 150Cv 1968Cc 2014>2018, Golf Alltrack VII Variant 2.0 TDI 4motion 135Kw 184Cv 1968Cc 2014>, Golf VII 1.6 TDI 4motion 77Kw 105Cv 1598Cc 2012>, Golf VII 1.6 TDI 4motion 81Kw 110Cv 1598Cc 2013>, Golf VII 2.0 GTI 169Kw 230Cv 1984Cc 2013>, Golf VII 2.0 GTI Clubsport S 228Kw 310Cv 1984Cc 2016>, Golf VII 2.0 R 4motion 206Kw 280Cv 1984Cc 2013>, Golf VII 2.0 R 4motion 221Kw 300Cv 1984Cc 2013>, Golf VII 2.0 R 4motion 228Kw 310Cv 1984Cc 2016>, Golf VII 2.0 TDI 110Kw 150Cv 1968Cc 2012>, Golf VII 2.0 TDI 4motion 110Kw 150Cv 1968Cc 2012>, Golf VII Variant 1.6 TDI 4motion 77Kw 105Cv 1598Cc 2013>, Golf VII Variant 1.6 TDI 4motion 81Kw 110Cv 1598Cc 2013>, Golf VII Variant 2.0 R 4motion 206Kw 280Cv 1984Cc 2015>, Golf VII Variant 2.0 R 4motion 213Kw 290Cv 1984Cc 2016>, Golf VII Variant 2.0 R 4motion 221Kw 300Cv 1984Cc 2015>, Golf VII Variant 2.0 R 4motion 228Kw 310Cv 1984Cc 2016>, Grand California Camper 2.0 TDI 4motion 130Kw 177Cv 1968Cc 2019>, Multivan VI 2.0 TDI 110Kw 150Cv 1968Cc 2015>, Multivan VI 2.0 TDI 146Kw 199Cv 1968Cc 2018>, Multivan VI 2.0 TDI 4motion 110Kw 150Cv 1968Cc 2015>, Multivan VI 2.0 TDI 4motion 146Kw 199Cv 1968Cc 2018>, Passat Alltrack B7 2.0 TDI 4motion 103Kw 140Cv 1968Cc 2012>2014, Passat Alltrack B7 2.0 TDI 4motion 125Kw 170Cv 1968Cc 2012>2014, Passat Alltrack B7 2.0 TDI 4motion 130Kw 177Cv 1968Cc 2013>2014, Passat Alltrack B7 2.0 TSI 4motion 155Kw 210Cv 1984Cc 2012>2014, Passat Alltrack B8 Variant 1.4 TSI 4motion 110Kw 150Cv 1395Cc 2015>, Passat Alltrack B8 Variant 2.0 TDI 4motion 110Kw 150Cv 1968Cc 2015>2017, Passat Alltrack B8 Variant 2.0 TDI 4motion 135Kw 184Cv 1968Cc 2015>, Passat Alltrack B8 Variant 2.0 TDI 4motion 140Kw 190Cv 1968Cc 2015>, Passat Alltrack B8 Variant 2.0 TDI 4motion 176Kw 240Cv 1968Cc 2015>, Passat Alltrack B8 Variant 2.0 TSI 4motion 162Kw 220Cv 1984Cc 2015>, Passat B7 2.0 TDI 4motion 103Kw 140Cv 1968Cc 2010>2014, Passat B7 2.0 TDI 4motion 125Kw 170Cv 1968Cc 2010>2013, Passat B7 2.0 TDI 4motion 130Kw 177Cv 1968Cc 2013>2014, Passat B7 3.6 FSI 4motion 220Kw 300Cv 3597Cc 2011>2014, Passat B7 Estate Van 3.6 FSI 4motion 220Kw 299Cv 3597Cc 2011>2014, Passat B7 Variant 2.0 TDI 4motion 103Kw 140Cv 1968Cc 2010>2014, Passat B7 Variant 2.0 TDI 4motion 125Kw 170Cv 1968Cc 2010>2013, Passat B7 Variant 2.0 TDI 4motion 130Kw 177Cv 1968Cc 2013>2014, Passat B7 Variant 3.6 FSI 4motion 220Kw 300Cv 3597Cc 2011>2014, Passat B8 1.4 TSI 4motion 110Kw 150Cv 1395Cc 2015>, Passat B8 2.0 TDI 4motion 110Kw 150Cv 1968Cc 2014>2017, Passat B8 2.0 TDI 4motion 140Kw 190Cv 1968Cc 2014>, Passat B8 2.0 TDI 4motion 176Kw 240Cv 1968Cc 2014>, Passat B8 2.0 TSI 4motion 206Kw 280Cv 1984Cc 2015>, Passat B8 Variant 1.4 TSI 4motion 110Kw 150Cv 1395Cc 2015>, Passat B8 Variant 2.0 TDI 4motion 110Kw 150Cv 1968Cc 2014>2017, Passat B8 Variant 2.0 TDI 4motion 140Kw 190Cv 1968Cc 2014>, Passat B8 Variant 2.0 TDI 4motion 176Kw 240Cv 1968Cc 2014>, Passat B8 Variant 2.0 TSI 4motion 206Kw 280Cv 1984Cc 2015>, Sharan 1.4 TSI 110Kw 150Cv 1395Cc 2015>, Sharan 2.0 TDI 85Kw 115Cv 1968Cc 2011>2019, Sharan 2.0 TDI 110Kw 150Cv 1968Cc 2015>, Sharan 2.0 TDI 130Kw 177Cv 1968Cc 2013>, Sharan 2.0 TDI 135Kw 184Cv 1968Cc 2015>, Sharan 2.0 TDI 4motion 110Kw 150Cv 1968Cc 2015>, Sharan 2.0 TDI 4motion 130Kw 177Cv 1968Cc 2018>, Sharan 2.0 TDI 4motion 135Kw 184Cv 1968Cc 2016>, Sharan 2.0 TSI 162Kw 220Cv 1984Cc 2015>, T-ROC 2.0 TDI 4motion 110Kw 150Cv 1968Cc 2017>, T-ROC 2.0 TSI 4motion 140Kw 190Cv 1984Cc 2017>, Tiguan 1.4 TSI 4motion 110Kw 150Cv 1390Cc 2007>2018, Tiguan 1.4 TSI 4motion 118Kw 160Cv 1390Cc 2011>2018, Tiguan 2.0 TDI 4motion 100Kw 136Cv 1968Cc 2007>2018, Tiguan 2.0 TDI 4motion 103Kw 140Cv 1968Cc 2007>2018, Tiguan 2.0 TDI 4motion 110Kw 150Cv 1968Cc 2015>2018, Tiguan 2.0 TDI 4motion 125Kw 170Cv 1968Cc 2007>2018, Tiguan 2.0 TDI 4motion 130Kw 177Cv 1968Cc 2012>2018, Tiguan 2.0 TDI 4motion 135Kw 184Cv 1968Cc 2015>2018, Tiguan 2.0 TFSI 4motion 125Kw 170Cv 1984Cc 2007>2018, Tiguan 2.0 TFSI 4motion 147Kw 200Cv 1984Cc 2007>2018, Tiguan 2.0 TSI 4motion 132Kw 180Cv 1984Cc 2011>2018, Tiguan 2.0 TSI 4motion 155Kw 211Cv 1984Cc 2011>2016, Tiguan 1.4 TSI 4motion 110Kw 150Cv 1395Cc 2016>2018, Tiguan 2.0 TDI 4motion 110Kw 150Cv 1968Cc 2016>, Tiguan 2.0 TDI 4motion 140Kw 190Cv 1968Cc 2016>2020, Tiguan 2.0 TDI 4motion 176Kw 240Cv 1968Cc 2016>2020, Tiguan 2.0 TSI 4motion 132Kw 180Cv 1984Cc 2016>, Tiguan 2.0 TSI 4motion 140Kw 190Cv 1984Cc 2018>, Tiguan 2.0 TSI 4motion 162Kw 220Cv 1984Cc 2016>, Tiguan Allspace 1.4 TSI 110Kw 150Cv 1395Cc 2017>, Tiguan Allspace 2.0 TDI 110Kw 150Cv 1968Cc 2017>, Tiguan Allspace 2.0 TDI 4motion 140Kw 190Cv 1968Cc 2017>, Tiguan Allspace 2.0 TDI 4motion 176Kw 240Cv 1968Cc 2017>, Tiguan Allspace 2.0 TSI 4motion 132Kw 180Cv 1984Cc 2017>, Tiguan Allspace 2.0 TSI 4motion 162Kw 220Cv 1984Cc 2017>, Touareg 2.5 R5 TDI 128Kw 174Cv 2461Cc 2003>2010, Touareg 3.0 V6 TDI 165Kw 225Cv 2967Cc 2004>2010, Touareg 3.0 V6 TDI 176Kw 240Cv 2967Cc 2007>2010, Touareg 3.2 V6 162Kw 220Cv 3189Cc 2002>2006, Touareg 3.2 V6 177Kw 241Cv 3189Cc 2004>2006, Touareg 3.6 V6 FSI 206Kw 280Cv 3597Cc 2005>2010, Touareg 4.2 V8 228Kw 310Cv 4172Cc 2002>2006, Touareg 4.2 V8 FSI 257Kw 350Cv 4163Cc 2006>2010, Touareg 5.0 R50 TDI 257Kw 350Cv 4921Cc 2007>2010, Touareg 5.0 V10 TDI 230Kw 313Cv 4921Cc 2002>2010, Touareg 6.0 W12 331Kw 450Cv 5998Cc 2004>2010, Transporter / Caravelle VI Bus 2.0 TDI 110Kw 150Cv 1968Cc 2015>, Transporter / Caravelle VI Bus 2.0 TDI 146Kw 199Cv 1968Cc 2018>, Transporter / Caravelle VI Bus 2.0 TDI 4motion 110Kw 150Cv 1968Cc 2015>, Transporter / Caravelle VI Bus 2.0 TDI 4motion 146Kw 199Cv 1968Cc 2018>, Transporter VI Platform/Chassis 2.0 TDI 110Kw 150Cv 1968Cc 2015>, Transporter VI Van 2.0 TDI 81Kw 110Cv 1968Cc 2019>, Transporter VI Van 2.0 TDI 110Kw 150Cv 1968Cc 2015>, Transporter VI Van 2.0 TDI 146Kw 199Cv 1968Cc 2018>, Transporter VI Van 2.0 TDI 4motion 110Kw 150Cv 1968Cc 2015>, Transporter VI Van 2.0 TDI 4motion 146Kw 199Cv 1968Cc 2018>



GS2711

FRONT AND REAR WHEEL SENSOR (LEFT SIDE)

REPLACES / REEMPLAZA:

Audi: WHT003857A, 7L0927807A, 7L0927807B, 95560640510, 95560640511; **Bosch:** 0 986 594 524; **Bremi:** 50311

APPLICATION / APLICACIÓN:

AUDI: A3 1.8 TFSI quattro 132Kw 180Cv 1798Cc 2012>2016, A3 2.0 TDI quattro 110Kw 150Cv 1968Cc 2012>, A3 2.0 TDI quattro 135Kw 184Cv 1968Cc 2012>, A3 2.0 TFSI quattro 140Kw 190Cv 1984Cc 2016>, A3 S3 quattro 206Kw 280Cv 1984Cc 2013>2014, A3 S3 quattro 210Kw 286Cv 1984Cc 2014>2016, A3 S3 quattro 221Kw 300Cv 1984Cc 2012>2016, A3 S3 quattro 228Kw 310Cv 1984Cc 2016>, A3 Convertible 1.8 TFSI quattro 132Kw 180Cv 1798Cc 2014>, A3 Convertible 2.0 TDI quattro 110Kw 150Cv 1968Cc 2014>, A3 Convertible 2.0 TDI quattro 135Kw 184Cv 1968Cc 2014>, A3 Convertible 2.0 TFSI quattro 140Kw 190Cv 1984Cc 2016>, A3 Convertible 2.0 TFSI quattro 162Kw 220Cv 1984Cc 2014>, A3 Convertible 40 TFSI 140Kw 190Cv 1984Cc 2018>, A3 Convertible 40 TFSI quattro 140Kw 190Cv 1984Cc 2018>, A3 Convertible S3 quattro 221Kw 300Cv 1984Cc 2014>, A3 Convertible S3 quattro 228Kw 310Cv 1984Cc 2016>, A3 Limousine 1.6 TDI quattro 81Kw 110Cv 1598Cc 2015>, A3 Limousine 1.8 TFSI quattro 132Kw 180Cv 1798Cc 2013>, A3 Limousine 2.0 TDI quattro 110Kw 150Cv 1968Cc 2013>, A3 Limousine 2.0 TDI quattro 135Kw 184Cv 1968Cc 2014>2018, A3 Limousine 2.0 TFSI quattro 140Kw 190Cv 1984Cc 2016>, A3 Limousine 40 TDI quattro 135Kw 184Cv 1968Cc 2018>2019, A3 Limousine 40 TFSI quattro 140Kw 190Cv 1984Cc 2018>, A3 Limousine RS3 quattro 294Kw 400Cv 2480Cc 2017>, A3 Limousine S3 quattro 206Kw 280Cv 1984Cc 2013>, A3 Limousine S3 quattro 210Kw 286Cv 1984Cc 2014>, A3 Limousine S3 quattro 221Kw 300Cv 1984Cc 2013>, A3 Limousine S3 quattro 228Kw 310Cv 1984Cc 2016>, A3 Sportback 1.6 TDI quattro 81Kw 110Cv 1598Cc 2015>, A3 Sportback 1.8 TFSI quattro 132Kw 180Cv 1798Cc 2013>, A3 Sportback 2.0 TDI quattro 110Kw 150Cv 1968Cc 2013>, A3 Sportback 2.0 TDI quattro 135Kw 184Cv 1968Cc 2013>2018, A3 Sportback 2.0 TFSI quattro 140Kw 190Cv 1984Cc 2016>, A3 Sportback 40 TDI quattro 135Kw 184Cv 1968Cc 2016>, A3 Sportback 40 TFSI quattro 140Kw 190Cv 1984Cc 2018>, A3 Sportback RS3 quattro 270Kw 367Cv 2480Cc 2015>, A3 Sportback RS3 quattro 294Kw 400Cv 2480Cc 2017>, A3 Sportback S3 quattro 206Kw 280Cv 1984Cc 2013>, A3 Sportback S3 quattro 210Kw 286Cv 1984Cc 2014>, A3 Sportback S3 quattro 221Kw 300Cv 1984Cc 2012>, A3 Sportback S3 quattro 228Kw 310Cv 1984Cc 2016>, Q2 2.0 TDI quattro 110Kw 150Cv 1968Cc 2016>, Q2 2.0 TDI quattro 140Kw 190Cv 1968Cc 2016>, Q3 2.0 TDI 88Kw 120Cv 1968Cc 2015>2018, Q3 2.0 TDI quattro 103Kw 140Cv 1968Cc 2012>2018, Q3 2.0 TDI quattro 110Kw 150Cv 1968Cc 2014>2018, Q3 2.0 TDI quattro 130Kw 177Cv 1968Cc 2011>2018, Q3 2.0 TDI quattro 135Kw 184Cv 1968Cc 2014>2018, Q3 2.0 TFSI 132Kw 180Cv 1984Cc 2015>2018, Q3 2.0 TFSI quattro 125Kw 170Cv 1984Cc 2011>2015, Q3 2.0 TFSI quattro 132Kw 180Cv 1984Cc 2014>2018, Q3 2.0 TFSI quattro 155Kw 211Cv 1984Cc 2011>2015, Q3 2.0 TFSI quattro 162Kw 220Cv 1984Cc 2014>2018, Q3 35 TDI quattro 110Kw 150Cv 1968Cc 2018>, Q3 35 TFSI Mild Hybrid 110Kw 150Cv 1984Cc 2019>, Q3 40 TDI quattro 140Kw 190Cv 1968Cc 2018>, Q3 40 TFSI quattro 140Kw 190Cv 1984Cc 2018>, Q3 45 TFSI quattro 169Kw 230Cv 1984Cc 2018>, Q3 Sportback 35 TDI 110Kw 150Cv 1968Cc 2019>, Q3 Sportback 35 TDI quattro 110Kw 150Cv 1968Cc 2019>, Q3 Sportback 35 TFSI Mild Hybrid 110Kw 150Cv 1984Cc 2019>, Q3 Sportback 40 TDI quattro 140Kw 190Cv 1968Cc 2019>, Q3 Sportback 45 TFSI quattro 169Kw 230Cv 1984Cc 2019>, Q7 3.0 TDI quattro 150Kw 204Cv 2967Cc 2010>2015, Q7 3.0 TDI quattro 155Kw 211Cv 2967Cc 2006>2010, Q7 3.0 TDI quattro 165Kw 224Cv 2967Cc 2009>2012, Q7 3.0 TDI quattro 171Kw 233Cv 2967Cc 2006>2008, Q7 3.0 TDI quattro 176Kw 240Cv 2967Cc 2007>2015, Q7 3.0 TDI quattro 180Kw 245Cv 2967Cc 2011>2015, Q7 3.0 TFSI quattro 200Kw 272Cv 2995Cc 2010>2015, Q7 3.0 TFSI quattro 206Kw 280Cv 2995Cc 2011>2015, Q7 3.0 TFSI quattro 245Kw 333Cv 2995Cc 2010>2015, Q7 3.6 FSI quattro 206Kw 280Cv 3597Cc 2006>2010, Q7 4.2 FSI quattro 257Kw 350Cv 4163Cc 2006>2010, Q7 4.2 TDI quattro 240Kw 326Cv 4134Cc 2007>2009, Q7 4.2 TDI quattro 250Kw 340Cv 4134Cc 2009>2015, Q7 6.0 TDI quattro 368Kw 500Cv 5934Cc 2008>2014, TT 2.0 TDI quattro 135Kw 184Cv 1968Cc 2017>, TT 2.0 TFSI quattro 169Kw 230Cv 1984Cc 2014>, TT 2.0 TFSI quattro 210Kw 286Cv 1984Cc 2015>, TT 2.0 TFSI quattro 228Kw 310Cv 1984Cc 2014>, TT 2.5 RS quattro 294Kw 400Cv 2480Cc 2016>, TT Roadster 2.0 TDI quattro 135Kw 184Cv 1968Cc 2017>, TT Roadster 2.0 TFSI quattro 169Kw 230Cv 1984Cc 2014>, TT Roadster 2.0 TFSI quattro 210Kw 286Cv 1984Cc 2015>, TT Roadster 2.0 TFSI quattro 228Kw 310Cv 1984Cc 2014>, TT Roadster 2.5 RS quattro 294Kw 400Cv 2480Cc 2016>;

PORSCHE: Cayenne 3.0 TDI 176Kw 240Cv 2967Cc 2009>2010, Cayenne 3.2 184Kw 250Cv 3189Cc 2003>2007, Cayenne 3.6 213Kw 290Cv 3598Cc 2007>2010, Cayenne GTS 4.8 298Kw 405Cv 4806Cc 2007>2010, Cayenne S 4.5 250Kw 340Cv 4511Cc 2002>2007, Cayenne S 4.8 283Kw 385Cv 4806Cc 2007>2010, Cayenne Turbo 4.5 331Kw 450Cv 4511Cc 2002>2007, Cayenne Turbo S 4.5 368Kw 500Cv 4511Cc 2004>2007, Cayenne Turbo S 4.5 383Kw 521Cv 4511Cc 2006>2007, Cayenne Turbo S 4.8 368Kw 500Cv 4806Cc 2007>2010, Cayenne Turbo S 4.8 397Kw 540Cv 4806Cc 2007>2010, Cayenne Turbo S 4.8 404Kw 550Cv 4806Cc 2008>2010;

SEAT: Alhambra 1.4 TSI 110Kw 150Cv 1390Cc 2010>, Alhambra 2.0 TDI 85Kw 115Cv 1968Cc 2011>, Alhambra 2.0 TDI 100Kw 136Cv 1968Cc 2010>2011, Alhambra 2.0 TDI 103Kw 140Cv 1968Cc 2010>, Alhambra 2.0 TDI 125Kw 170Cv 1968Cc 2010>, Alhambra 2.0 TDI 4Drive 103Kw 140Cv 1968Cc 2011>, Alhambra 2.0 TDI 4Drive 110Kw 150Cv 1968Cc 2015>, Alhambra 2.0 TDI 4Drive 135Kw 184Cv 1968Cc 2016>, Alhambra 2.0 TSI 147Kw 200Cv 1984Cc 2010>, Attea 1.4 TSI 4Drive 110Kw 150Cv 1395Cc 2016>, Attea 1.5 TSI 4Drive 110Kw 150Cv 1495Cc 2018>, Attea 2.0 TDI 4Drive 110Kw 150Cv 1968Cc 2016>, Attea 2.0 TDI 4Drive 140Kw 190Cv 1968Cc 2016>, Attea 2.0 TSI 4Drive 140Kw 190Cv 1984Cc 2017>, Leon 1.5 TGI 96Kw 131Cv 1498Cc 2018>, Leon 2.0 TDI 110Kw 150Cv 1968Cc 2012>, Leon 2.0 TDI 135Kw 184Cv 1968Cc 2012>, Leon ST 1.6 TDI 4Drive 77Kw 105Cv 1598Cc 2014>, Leon ST 1.6 TDI 4Drive 81Kw 110Cv 1598Cc 2014>, Leon ST 1.8 TSI 4Drive 132Kw 180Cv 1798Cc 2014>, Leon ST 2.0 Cupra 4Drive 221Kw 300Cv 1984Cc 2016>, Leon ST 2.0 TDI 4Drive 110Kw 150Cv 1968Cc 2014>, Leon ST 2.0 TDI 4Drive 135Kw 184Cv 1968Cc 2014>, Tarraco 1.5 TSI ACT 110Kw 150Cv 1495Cc 2018>, Tarraco 2.0 TDI 110Kw 150Cv 1968Cc 2018>, Tarraco 2.0 TDI 4Drive 110Kw 150Cv 1968Cc 2018>, Tarraco 2.0 TDI 4Drive 140Kw 190Cv 1968Cc 2018>, Tarraco 2.0 TSI 4Drive 140Kw 190Cv 1984Cc 2018> SKODA: Karoq 1.4 TSI 110Kw 150Cv 1395Cc 2019>, Karoq 1.5 TSI 4x4 110Kw 150Cv 1495Cc 2017>, Karoq 2.0 TDI 4x4 110Kw 150Cv 1968Cc 2017>, Karoq 2.0 TDI 4x4 140Kw 190Cv 1968Cc 2017>, Kodiaq 1.4 TSI 4x4 110Kw 150Cv 1395Cc 2016>, Kodiaq 1.5 TSI 4x4 110Kw 150Cv 1495Cc 2018>, Kodiaq 2.0 RS Bi-TDI 4x4 176Kw 239Cv 1968Cc 2018>, Kodiaq 2.0 TDI 4x4 110Kw 150Cv 1968Cc 2016>, Kodiaq 2.0 TDI 4x4 130Kw 177Cv 1968Cc 2017>, Kodiaq 2.0 TDI 4x4 140Kw 190Cv 1968Cc 2016>, Kodiaq 2.0 TSI 4x4 132Kw 180Cv 1984Cc 2016>, Octavia IV 1.6 TDI 4x4 77Kw 105Cv 1598Cc 2014>, Octavia IV 1.6 TDI 4x4 81Kw 110Cv 1598Cc 2015>, Octavia IV 1.8 TSI 4x4 132Kw 180Cv 1798Cc 2014>, Octavia IV 2.0 TDI / TDI RS 4x4 135Kw 184Cv 1968Cc 2013>, Octavia IV 2.0 TDI 4x4 110Kw 150Cv 1968Cc 2014>, Octavia IV Combi 1.6 TDI 4x4 77Kw 105Cv 1598Cc 2012>, Octavia IV Combi 1.6 TDI 4x4 81Kw 110Cv 1598Cc 2015>, Octavia IV Combi 1.6 TDI 4x4 85Kw 115Cv 1598Cc 2017>, Octavia IV Combi 1.8 TSI 4x4 132Kw 180Cv 1798Cc 2012>, Octavia IV Combi 2.0 TDI / TDI RS 4x4 135Kw 184Cv 1968Cc 2014>, Octavia IV Combi 2.0 TDI 4x4 110Kw 150Cv 1968Cc 2012>, Superb II 1.8 TSI 4x4 118Kw 160Cv 1798Cc 2008>2015, Superb II 2.0 TDI 16V 4x4 103Kw 140Cv 1968Cc 2010>2015, Superb II 2.0 TDI 4x4 125Kw 170Cv 1968Cc 2008>2015, Superb II 3.6 FSI 4x4 191Kw 260Cv 3597Cc 2008>2015, Superb II Estate 1.8 TSI 4x4 118Kw 160Cv 1798Cc 2009>2015, Superb II Estate 2.0 TDI 16V 4x4 103Kw 140Cv 1968Cc 2010>2015, Superb II Estate 2.0 TDI 4x4 125Kw 170Cv 1968Cc 2009>2015, Superb II Estate 3.6 V6 4x4 191Kw 260Cv 3597Cc 2009>2015, Superb III 1.4 TSI 4x4 110Kw 150Cv 1395Cc 2015>, Superb III 2.0 TDI 4x4 110Kw 150Cv 1968Cc 2015>, Superb III 2.0 TDI 4x4 140Kw 190Cv 1968Cc 2015>, Superb III 2.0 TSI 4x4 200Kw 272Cv 1984Cc 2015>, Superb III 2.0 TSI 4x4 206Kw 280Cv 1984Cc 2015>, Superb III Estate 1.4 TSI 4x4 110Kw 150Cv 1395Cc 2015>, Superb III Estate 2.0 TSI 4x4 200Kw 272Cv 1984Cc 2015>, Superb III Estate 2.0 TSI 4x4 206Kw 280Cv 1984Cc 2015>, Yeti 1.4 TSI 4x4 110Kw 150Cv 1395Cc 2015>2017, Yeti 1.8 TSI 4x4 112Kw 152Cv 1798Cc 2009>2017, Yeti 1.8 TSI 4x4 118Kw 160Cv 1798Cc 2009>2017, Yeti 2.0 TDI 4x4 81Kw 110Cv 1968Cc 2009>2017, Yeti 2.0 TDI 4x4 103Kw 140Cv 1968Cc 2009>2017, Yeti 2.0 TDI 4x4 110Kw 150Cv 1968Cc 2015>2017, Yeti 2.0 TDI 4x4 125Kw 170Cv 1968Cc 2009>2015;

TESLA: Model S 60D AWD 386Kw 525Cv 0Cc 2014>...CONTINUE



GS2711

FRONT AND REAR WHEEL SENSOR (LEFT SIDE)

REPLACES / REEMPLAZA:

Audi: WHT003857A, 7L0927807A, 7L0927807B, 95560640510, 95560640511; **Bosch:** 0 986 594 524; **Bremi:** 50311

APPLICATION / APLICACIÓN:

...**VW:** Arteon 2.0 TDI 4motion 140Kw 190Cv 1968Cc 2017>, Arteon 2.0 TDI 4motion 176Kw 240Cv 1968Cc 2017>2020, Arteon 2.0 TSI 4motion 206Kw 280Cv 1984Cc 2017>, Caddy Alltrack Box Body/MPV 2.0 TDI 4motion 90Kw 122Cv 1968Cc 2015>, Caddy Alltrack Box Body/MPV 2.0 TDI 4motion 110Kw 150Cv 1968Cc 2015>, Caddy Alltrack MPV 2.0 TDI 4motion 81Kw 110Cv 1968Cc 2015>2016, Caddy Alltrack MPV 2.0 TDI 4motion 90Kw 122Cv 1968Cc 2015>, Caddy Alltrack MPV 2.0 TDI 4motion 103Kw 140Cv 1968Cc 2015>, Caddy Alltrack MPV 2.0 TDI 4motion 110Kw 150Cv 1968Cc 2015>, Caddy III Box Body/MPV 2.0 TDI 16V 4motion 103Kw 140Cv 1968Cc 2010>2015, Caddy III Box Body/MPV 2.0 TDI 4motion 81Kw 110Cv 1968Cc 2010>2015, Caddy III MPV 2.0 TDI 16V 4motion 103Kw 140Cv 1968Cc 2010>2015, Caddy III MPV 2.0 TDI 4motion 81Kw 110Cv 1968Cc 2010>2015, Caddy IV Box Body/MPV 2.0 TDI 4motion 103Kw 140Cv 1968Cc 2015>, Caddy IV Box Body/MPV 2.0 TDI 4motion 110Kw 150Cv 1968Cc 2015>, Caddy IV MPV 2.0 TDI 4motion 81Kw 110Cv 1968Cc 2015>2016, Caddy IV Box Body/MPV 2.0 TDI 4motion 90Kw 122Cv 1968Cc 2015>, Caddy IV Box Body/MPV 2.0 TDI 4motion 103Kw 140Cv 1968Cc 2015>, Caddy IV Box Body/MPV 2.0 TDI 4motion 110Kw 150Cv 1968Cc 2015>, Caddy IV MPV 2.0 TDI 4motion 81Kw 110Cv 1968Cc 2015>2016, Caddy IV MPV 2.0 TDI 4motion 90Kw 122Cv 1968Cc 2015>, Caddy IV MPV 2.0 TDI 4motion 103Kw 140Cv 1968Cc 2015>, Caddy IV MPV 2.0 TDI 4motion 110Kw 150Cv 1968Cc 2015>, CC 2.0 TDI 125Kw 170Cv 1968Cc 2011>2016, CC 2.0 TDI 4motion 103Kw 140Cv 1968Cc 2011>2016, CC 2.0 TDI 4motion 125Kw 170Cv 1968Cc 2011>2013, CC 2.0 TDI 4motion 130Kw 177Cv 1968Cc 2012>2016, CC 3.6 FSI 4motion 220Kw 300Cv 3597Cc 2011>2016, Crafter Bus 2.0 TDI 4motion 130Kw 177Cv 1968Cc 2017>, Crafter Van 2.0 TDI 4motion 103Kw 140Cv 1968Cc 2017>, Crafter Van 2.0 TDI 4motion 130Kw 177Cv 1968Cc 2017>, Golf Alltrack VII Variant 1.6 TDI 4motion 81Kw 110Cv 1598Cc 2014>, Golf Alltrack VII Variant 1.8 TSI 4motion 132Kw 180Cv 1798Cc 2014>, Golf Alltrack VII Variant 2.0 TDI 4motion 110Kw 150Cv 1968Cc 2014>2018, Golf Alltrack VII Variant 2.0 TDI 4motion 135Kw 184Cv 1968Cc 2014>, Golf VII 1.6 TDI 4motion 77Kw 105Cv 1598Cc 2012>, Golf VII 1.6 TDI 4motion 81Kw 110Cv 1598Cc 2013>, Golf VII 2.0 GTI 169Kw 230Cv 1984Cc 2013>, Golf VII 2.0 GTI Clubsport S 228Kw 310Cv 1984Cc 2016>, Golf VII 2.0 R 4motion 206Kw 280Cv 1984Cc 2013>, Golf VII 2.0 R 4motion 221Kw 300Cv 1984Cc 2013>, Golf VII 2.0 R 4motion 228Kw 310Cv 1984Cc 2016>, Golf VII 2.0 TDI 110Kw 150Cv 1968Cc 2012>, Golf VII 2.0 TDI 4motion 110Kw 150Cv 1968Cc 2012>, Golf VII Variant 1.6 TDI 4motion 77Kw 105Cv 1598Cc 2013>, Golf VII Variant 1.6 TDI 4motion 81Kw 110Cv 1598Cc 2013>, Golf VII Variant 2.0 R 4motion 206Kw 280Cv 1984Cc 2015>, Golf VII Variant 2.0 R 4motion 213Kw 290Cv 1984Cc 2016>, Golf VII Variant 2.0 R 4motion 221Kw 300Cv 1984Cc 2015>, Golf VII Variant 2.0 R 4motion 228Kw 310Cv 1984Cc 2016>, Grand California Camper 2.0 TDI 4motion 110Kw 150Cv 1968Cc 2014>2017, Multivan VI 2.0 TDI 110Kw 150Cv 1968Cc 2015>, Multivan VI 2.0 TDI 146Kw 199Cv 1968Cc 2018>, Multivan VI 2.0 TDI 4motion 110Kw 150Cv 1968Cc 2015>, Multivan VI 2.0 TDI 4motion 146Kw 199Cv 1968Cc 2018>, Passat Alltrack B7 2.0 TDI 4motion 103Kw 140Cv 1968Cc 2012>2014, Passat Alltrack B7 2.0 TDI 4motion 125Kw 170Cv 1968Cc 2012>2014, Passat Alltrack B7 2.0 TDI 4motion 130Kw 177Cv 1968Cc 2013>2014, Passat Alltrack B7 2.0 TSI 4motion 155Kw 210Cv 1984Cc 2012>2014, Passat Alltrack B8 Variant 1.4 TSI 4motion 110Kw 150Cv 1395Cc 2015>, Passat Alltrack B8 Variant 2.0 TDI 4motion 110Kw 150Cv 1968Cc 2015>2017, Passat Alltrack B8 Variant 2.0 TDI 4motion 135Kw 184Cv 1968Cc 2015>, Passat Alltrack B8 Variant 2.0 TDI 4motion 140Kw 190Cv 1968Cc 2015>, Passat Alltrack B8 Variant 2.0 TDI 4motion 176Kw 240Cv 1968Cc 2015>, Passat Alltrack B8 Variant 2.0 TSI 4motion 162Kw 220Cv 1984Cc 2015>, Passat B7 2.0 TDI 4motion 103Kw 140Cv 1968Cc 2010>2014, Passat B7 2.0 TDI 4motion 125Kw 170Cv 1968Cc 2010>2013, Passat B7 2.0 TDI 4motion 130Kw 177Cv 1968Cc 2013>2014, Passat B7 3.6 FSI 4motion 220Kw 300Cv 3597Cc 2011>2014, Passat B7 Estate Van 3.6 FSI 4motion 220Kw 299Cv 3597Cc 2011>2014, Passat B7 Variant 2.0 TDI 4motion 103Kw 140Cv 1968Cc 2010>2014, Passat B7 Variant 2.0 TDI 4motion 125Kw 170Cv 1968Cc 2010>2013, Passat B7 Variant 2.0 TDI 4motion 130Kw 177Cv 1968Cc 2013>2014, Passat B7 Variant 3.6 FSI 4motion 220Kw 300Cv 3597Cc 2011>2014, Passat B8 1.4 TSI 4motion 110Kw 150Cv 1395Cc 2015>, Passat B8 2.0 TDI 4motion 110Kw 150Cv 1968Cc 2014>2017, Passat B8 2.0 TDI 4motion 140Kw 190Cv 1968Cc 2014>, Passat B8 2.0 TSI 4motion 206Kw 280Cv 1984Cc 2015>, Passat B8 Variant 1.4 TSI 4motion 110Kw 150Cv 1395Cc 2015>, Passat B8 Variant 2.0 TDI 4motion 110Kw 150Cv 1968Cc 2014>2017, Passat B8 Variant 2.0 TDI 4motion 140Kw 190Cv 1968Cc 2014>, Passat B8 Variant 2.0 TDI 4motion 176Kw 240Cv 1968Cc 2014>, Passat B8 Variant 2.0 TSI 4motion 206Kw 280Cv 1984Cc 2015>, Sharan 1.4 TSI 110Kw 150Cv 1395Cc 2015>, Sharan 2.0 TDI 85Kw 115Cv 1968Cc 2011>2019, Sharan 2.0 TDI 110Kw 150Cv 1968Cc 2015>, Sharan 2.0 TDI 130Kw 177Cv 1968Cc 2013>, Sharan 2.0 TDI 135Kw 184Cv 1968Cc 2015>, Sharan 2.0 TDI 4motion 110Kw 150Cv 1968Cc 2015>, Sharan 2.0 TDI 4motion 130Kw 177Cv 1968Cc 2018>, Sharan 2.0 TDI 4motion 135Kw 184Cv 1968Cc 2016>, Sharan 2.0 TSI 162Kw 220Cv 1984Cc 2015>, T-ROC 2.0 TDI 4motion 110Kw 150Cv 1968Cc 2017>, T-ROC 2.0 TSI 4motion 140Kw 190Cv 1984Cc 2017>, Tiguan 1.4 TSI 4motion 110Kw 150Cv 1390Cc 2007>2018, Tiguan 1.4 TSI 4motion 118Kw 160Cv 1390Cc 2011>2018, Tiguan 2.0 TDI 4motion 100Kw 136Cv 1968Cc 2007>2018, Tiguan 2.0 TDI 4motion 103Kw 140Cv 1968Cc 2007>2018, Tiguan 2.0 TDI 4motion 110Kw 150Cv 1968Cc 2015>2018, Tiguan 2.0 TDI 4motion 125Kw 170Cv 1968Cc 2007>2018, Tiguan 2.0 TDI 4motion 130Kw 177Cv 1968Cc 2012>2018, Tiguan 2.0 TDI 4motion 135Kw 184Cv 1968Cc 2015>2018, Tiguan 2.0 TFSI 4motion 125Kw 170Cv 1984Cc 2007>2018, Tiguan 2.0 TFSI 4motion 147Kw 200Cv 1984Cc 2007>2018, Tiguan 2.0 TSI 4motion 132Kw 180Cv 1984Cc 2011>2018, Tiguan 2.0 TSI 4motion 155Kw 211Cv 1984Cc 2011>2016, Tiguan 1.4 TSI 4motion 110Kw 150Cv 1395Cc 2016>2018, Tiguan 2.0 TDI 4motion 110Kw 150Cv 1968Cc 2016>, Tiguan 2.0 TDI 4motion 140Kw 190Cv 1968Cc 2016>2020, Tiguan 2.0 TDI 4motion 176Kw 240Cv 1968Cc 2016>2020, Tiguan 2.0 TSI 4motion 132Kw 180Cv 1984Cc 2016>, Tiguan 2.0 TSI 4motion 140Kw 190Cv 1984Cc 2018>, Tiguan 2.0 TSI 4motion 162Kw 220Cv 1984Cc 2016>, Tiguan Allspace 1.4 TSI 110Kw 150Cv 1395Cc 2017>, Tiguan Allspace 2.0 TDI 110Kw 150Cv 1968Cc 2017>, Tiguan Allspace 2.0 TDI 4motion 140Kw 190Cv 1968Cc 2017>, Tiguan Allspace 2.0 TDI 4motion 176Kw 240Cv 1968Cc 2017>, Tiguan Allspace 2.0 TSI 4motion 132Kw 180Cv 1984Cc 2017>, Tiguan Allspace 2.0 TSI 4motion 162Kw 220Cv 1984Cc 2017>, Touareg 2.5 R5 TDI 128Kw 174Cv 2461Cc 2003>2010, Touareg 3.0 V6 TDI 165Kw 225Cv 2967Cc 2004>2010, Touareg 3.0 V6 TDI 176Kw 240Cv 2967Cc 2007>2010, Touareg 3.2 V6 162Kw 220Cv 3189Cc 2002>2006, Touareg 3.2 V6 177Kw 241Cv 3189Cc 2004>2006, Touareg 3.6 V6 FSI 206Kw 280Cv 3597Cc 2005>2010, Touareg 4.2 V8 228Kw 310Cv 4172Cc 2002>2006, Touareg 4.2 V8 FSI 257Kw 350Cv 4163Cc 2006>2010, Touareg 5.0 R50 TDI 257Kw 350Cv 4921Cc 2007>2010, Touareg 5.0 V10 TDI 230Kw 313Cv 4921Cc 2002>2010, Touareg 6.0 W12 331Kw 450Cv 5998Cc 2004>2010, Transporter / Caravelle VI Bus 2.0 TDI 110Kw 150Cv 1968Cc 2015>, Transporter / Caravelle VI Bus 2.0 TDI 146Kw 199Cv 1968Cc 2018>, Transporter / Caravelle VI Bus 2.0 TDI 4motion 110Kw 150Cv 1968Cc 2015>, Transporter / Caravelle VI Bus 2.0 TDI 4motion 146Kw 199Cv 1968Cc 2018>, Transporter VI Platform/Chassis 2.0 TDI 110Kw 150Cv 1968Cc 2015>, Transporter VI Van 2.0 TDI 81Kw 110Cv 1968Cc 2019>, Transporter VI Van 2.0 TDI 110Kw 150Cv 1968Cc 2015>, Transporter VI Van 2.0 TDI 146Kw 199Cv 1968Cc 2018>, Transporter VI Van 2.0 TDI 4motion 110Kw 150Cv 1968Cc 2015>, Transporter VI Van 2.0 TDI 4motion 146Kw 199Cv 1968Cc 2018>



GS2712

REAR WHEEL SENSOR (RIGHT SIDE)

REPLACES / REEMPLAZA:

Mercedes-Benz: 9065400217, A9065400217, 0265009339; **Bosch:** 0 265 009 339; **Meat & Doria:** 90703, 90703E; **Mobiletron:** B-EU548

APPLICATION / APLICACIÓN:

MERCEDES-BENZ: Sprinter 3,5-T Box 309 Cdi 2006>, Sprinter 3,5-T Box 310 Cdi 2009>, Sprinter 3,5-T Box 311 Cdi 2006>, Sprinter 3,5-T Box 311 Cdi 4X4 2008>, Sprinter 3,5-T Box 313 Cdi 2006>, Sprinter 3,5-T Box 313 Cdi 4X4 2009>, Sprinter 3,5-T Box 314 Cdi 2016>, Sprinter 3,5-T Box 314 Cdi 4X4 2016>, Sprinter 3,5-T Box 315 Cdi 2006>, Sprinter 3,5-T Box 315 Cdi 2014>, Sprinter 3,5-T Box 315 Cdi 4X4 2008>, Sprinter 3,5-T Box 316 2008>, Sprinter 3,5-T Box 316 Cdi 2009>, Sprinter 3,5-T Box 316 Cdi 4X4 2009>, Sprinter 3,5-T Box 316 Lgt 2008>, Sprinter 3,5-T Box 316 NgT 2008>, Sprinter 3,5-T Box 318 Cdi 2006>, Sprinter 3,5-T Box 318 Cdi 4X4 2008>, Sprinter 3,5-T Box 319 Cdi / Bluetec 2009>, Sprinter 3,5-T Box 319 Cdi / Bluetec 4X4 2009>, Sprinter 3,5-T Box 324 2006>, Sprinter 3,5-T Bus 310 Cdi 2009>, Sprinter 3,5-T Bus 311 Cdi 2006>, Sprinter 3,5-T Bus 311 Cdi 4X4 2008>, Sprinter 3,5-T Bus 311 Cdi 4X4 2011>, Sprinter 3,5-T Bus 313 Cdi 2011>, Sprinter 3,5-T Bus 313 Cdi 4X4 2011>, Sprinter 3,5-T Bus 314 Cdi 2016>, Sprinter 3,5-T Bus 314 Cdi 4X4 2016>, Sprinter 3,5-T Bus 315 Cdi 2006>, Sprinter 3,5-T Bus 315 Cdi 4X4 2008>, Sprinter 3,5-T Bus 316 2008>, Sprinter 3,5-T Bus 316 Cdi 2011>, Sprinter 3,5-T Bus 316 Cdi 4X4 2011>, Sprinter 3,5-T Bus 316 Lgt 2008>, Sprinter 3,5-T Bus 316 NgT 2009>, Sprinter 3,5-T Bus 318 Cdi 2008>, Sprinter 3,5-T Bus 318 Cdi 4X4 2008>, Sprinter 3,5-T Bus 319 Cdi / Bluetec 2009>, Sprinter 3,5-T Bus 319 Cdi / Bluetec 4X4 2009>, Sprinter 3,5-T Bus 319 Cdi / Bluetec 4X4 2011>, Sprinter 3,5-T Platparam/Chassis 309 Cdi 2006>, Sprinter 3,5-T Platparam/Chassis 310 Cdi 2009>, Sprinter 3,5-T Platparam/Chassis 311 Cdi 2011>, Sprinter 3,5-T Platparam/Chassis 311 Cdi 2006>, Sprinter 3,5-T Platparam/Chassis 311 Cdi 4X4 2008>, Sprinter 3,5-T Platparam/Chassis 313 Cdi 2006>, Sprinter 3,5-T Platparam/Chassis 313 Cdi 4X4 2006>, Sprinter 3,5-T Platparam/Chassis 314 Cdi 2016>, Sprinter 3,5-T Platparam/Chassis 314 Cdi 4X4 2016>, Sprinter 3,5-T Platparam/Chassis 315 Cdi 2006>, Sprinter 3,5-T Platparam/Chassis 315 Cdi 4X4 2008>, Sprinter 3,5-T Platparam/Chassis 316 2008>, Sprinter 3,5-T Platparam/Chassis 316 Cdi 2009>, Sprinter 3,5-T Platparam/Chassis 316 Cdi 4X4 2009>, Sprinter 3,5-T Platparam/Chassis 316 Lgt 2008>, Sprinter 3,5-T Platparam/Chassis 316 NgT 2008>, Sprinter 3,5-T Platparam/Chassis 318 Cdi 2006>, Sprinter 3,5-T Platparam/Chassis 318 Cdi 4X4 2008>, Sprinter 3,5-T Platparam/Chassis 319 Cdi / Bluetec 2009>, Sprinter 3,5-T Platparam/Chassis 319 Cdi / Bluetec 4X4 2011>, Sprinter 3,5-T Platparam/Chassis 324 2006>, Sprinter 3-T Box 209 Cdi 2006>, Sprinter 3-T Box 210 Cdi 2009>, Sprinter 3-T Box 211 Cdi 2006>, Sprinter 3-T Box 213 Cdi 2006>, Sprinter 3-T Box 214 Cdi 2016>, Sprinter 3-T Box 215 Cdi 2006>, Sprinter 3-T Box 216 2008>, Sprinter 3-T Box 216 Cdi 2009>, Sprinter 3-T Box 216 Cdi 2006>, Sprinter 3-T Box 218 Cdi 2006>, Sprinter 3-T Box 219 Cdi / Bluetec 2009>, Sprinter 3-T Box 224 2006>, Sprinter 3-T Bus 210 Cdi 2009>, Sprinter 3-T Bus 211 Cdi 2006>, Sprinter 3-T Bus 213 Cdi 2006>, Sprinter 3-T Bus 214 Cdi 2016>, Sprinter 3-T Bus 215 Cdi 2006>, Sprinter 3-T Bus 216 2008>, Sprinter 3-T Bus 216 Cdi 2006>, Sprinter 3-T Bus 224 2006>, Sprinter 3-T Platparam/Chassis 209 Cdi 2006>, Sprinter 3-T Platparam/Chassis 210 Cdi 2009>, Sprinter 3-T Platparam/Chassis 211 Cdi 2006>, Sprinter 3-T Platparam/Chassis 213 Cdi 2006>, Sprinter 3-T Platparam/Chassis 214 Cdi 2016>, Sprinter 3-T Platparam/Chassis 215 Cdi 2006>, Sprinter 3-T Platparam/Chassis 216 2008>, Sprinter 3-T Platparam/Chassis 216 Cdi 2009>, Sprinter 3-T Platparam/Chassis 218 Cdi 2006>, Sprinter 3-T Platparam/Chassis 219 Cdi / Bluetec 2009>, Sprinter 3-T Platparam/Chassis 224 2006>, Sprinter 4,6-T Box 411 Cdi 2009>, Sprinter 4,6-T Box 413 Cdi 2006>, Sprinter 4,6-T Box 414 Cdi 2016>, Sprinter 4,6-T Box 414 Cdi 4X4 2016>, Sprinter 4,6-T Box 415 Cdi 2009>, Sprinter 4,6-T Box 416 Cdi 2009>, Sprinter 4,6-T Box 419 Cdi 2009>, Sprinter 4,6-T Box 424 2006>, Sprinter 4,6-T Bus 415 Cdi 2006>, Sprinter 4,6-T Platparam/Chassis 411 Cdi 2009>, Sprinter 4,6-T Platparam/Chassis 413 Cdi 2009>, Sprinter 4,6-T Platparam/Chassis 414 Cdi 2016>, Sprinter 4,6-T Platparam/Chassis 414 Cdi 2006>, Sprinter 4,6-T Platparam/Chassis 415 Cdi 2006>, Sprinter 4,6-T Platparam/Chassis 416 Cdi 2009>, Sprinter 4,6-T Platparam/Chassis 418 Cdi 2006>, Sprinter 4,6-T Platparam/Chassis 419 Cdi 2009>, Sprinter 4,6-T Platparam/Chassis 424 2006>, Sprinter 4-T Platparam/Chassis 414 Cdi Rwd 2018>, Sprinter 5-T Box 509 Cdi 2006>, Sprinter 5-T Box 510 Cdi 2009>, Sprinter 5-T Box 511 Cdi 2006>, Sprinter 5-T Box 511 Cdi 4X4 2006>, Sprinter 5-T Box 513 Cdi 2006>, Sprinter 5-T Box 513 Cdi 4X4 2006>, Sprinter 5-T Box 514 Cdi 2016>, Sprinter 5-T Box 514 Cdi 4X4 2016>, Sprinter 5-T Box 515 Cdi 2006>, Sprinter 5-T Box 515 Cdi 2011>, Sprinter 5-T Box 515 Cdi 2009>, Sprinter 5-T Box 516 Cdi 2009>, Sprinter 5-T Box 516 Cdi 4X4 2006>, Sprinter 5-T Box 518 Cdi 2006>, Sprinter 5-T Box 518 Cdi 4X4 2006>, Sprinter 5-T Box 519 Cdi / Bluetec 2009>, Sprinter 5-T Box 519 Cdi / Bluetec 4X4 2009>, Sprinter 5-T Box 524 2006>, Sprinter 5-T Bus 513 Cdi 2006>, Sprinter 5-T Bus 515 Cdi 2006>, Sprinter 5-T Bus 516 Cdi 2009>, Sprinter 5-T Bus 519 Cdi / Bluetec 2009>, Sprinter 5-T Platparam/Chassis 509 Cdi 2006>, Sprinter 5-T Platparam/Chassis 510 Cdi 2009>, Sprinter 5-T Platparam/Chassis 511 Cdi 2006>, Sprinter 5-T Platparam/Chassis 511 Cdi 4X4 2006>, Sprinter 5-T Platparam/Chassis 513 Cdi 2006>, Sprinter 5-T Platparam/Chassis 513 Cdi 4X4 2011>, Sprinter 5-T Platparam/Chassis 514 Cdi 2016>, Sprinter 5-T Platparam/Chassis 514 Cdi 4X4 2016>, Sprinter 5-T Platparam/Chassis 515 Cdi 2006>, Sprinter 5-T Platparam/Chassis 515 Cdi 4X4 2006>, Sprinter 5-T Platparam/Chassis 516 2008>, Sprinter 5-T Platparam/Chassis 516 Cdi 2009>, Sprinter 5-T Platparam/Chassis 516 Cdi 4X4 2011>, Sprinter 5-T Platparam/Chassis 516 NgT 2008>, Sprinter 5-T Platparam/Chassis 518 Cdi 2006>, Sprinter 5-T Platparam/Chassis 518 Cdi 4X4 2006>, Sprinter 5-T Platparam/Chassis 519 Cdi / Bluetec 2009>, Sprinter 5-T Platparam/Chassis 519 Cdi / Bluetec 4X4 2009>, Sprinter 5-T Platparam/Chassis 524 2006>;

VW: Crafter 30-35 Bus 2.0 Tdi 2011>, Crafter 30-35 Bus 2.0 Tdi 4Motion 2011>, Crafter 30-35 Bus 2.5 Tdi 2006>, Crafter 30-50 Box 2.0 Tdi 2011>, Crafter 30-50 Box 2.0 Tdi 4Motion 2011>, Crafter 30-50 Box 2.5 Tdi 2006>, Crafter 30-50 Platparam/Chassis 2.0 Tdi 2011>, Crafter 30-50 Platparam/Chassis 2.0 Tdi 4Motion 2011>, Crafter 30-50 Platparam/Chassis 2.5 Tdi 2006>

GS2713

REAR WHEEL SENSOR (BOTH SIDES)

REPLACES / REEMPLAZA:

Mercedes-Benz: 9015421117, A9015421117, 9015420319, A9015420319, 0265004010; **Bosch:** 0 265 004 010; **Meat & Doria:** 90198; **Mobiletron:** AB-EU325

APPLICATION / APLICACIÓN:

MERCEDES-BENZ: Sprinter 2-T Box 208 Cdi 2000>, Sprinter 2-T Box 208 D 1995>, Sprinter 2-T Box 210 D 1997>, Sprinter 2-T Box 211 Cdi 2000>, Sprinter 2-T Box 212 D 1995>, Sprinter 2-T Box 213 Cdi 2000>, Sprinter 2-T Box 214 1995>, Sprinter 2-T Box 214 NgT 1995>, Sprinter 2-T Box 216 Cdi 2000>, Sprinter 2-T Box 216 Cdi 2000>, Sprinter 2-T Bus 208 Cdi 2000>, Sprinter 2-T Bus 208 D 1995>, Sprinter 2-T Bus 210 D 1997>, Sprinter 2-T Bus 211 Cdi 2000>, Sprinter 2-T Bus 212 D 1995>, Sprinter 2-T Bus 213 Cdi 2000>, Sprinter 2-T Bus 214 1995>, Sprinter 2-T Bus 214 NgT 1995>, Sprinter 2-T Bus 216 Cdi 2000>, Sprinter 2-T Platparam/Chassis 208 Cdi 2000>, Sprinter 2-T Platparam/Chassis 208 D 1995>, Sprinter 2-T Platparam/Chassis 210 D 1997>, Sprinter 2-T Platparam/Chassis 211 Cdi 2000>, Sprinter 2-T Platparam/Chassis 212 D 1995>, Sprinter 2-T Platparam/Chassis 213 Cdi 2000>, Sprinter 2-T Platparam/Chassis 214 1995>, Sprinter 2-T Platparam/Chassis 214 NgT 1995>, Sprinter 2-T Platparam/Chassis 216 Cdi 2000>, Sprinter 3-T Box 308 Cdi 2000>, Sprinter 3-T Box 308 D 2.3 1995>, Sprinter 3-T Box 310 D 2.9 1995>, Sprinter 3-T Box 311 Cdi 2000>, Sprinter 3-T Box 311 Cdi 4X4 2002>, Sprinter 3-T Box 312 D 2.9 1995>, Sprinter 3-T Box 312 D 2.9 4X4 1997>, Sprinter 3-T Box 313 Cdi 2000>, Sprinter 3-T Box 313 Cdi 4X4 2002>, Sprinter 3-T Box 314 1995>, Sprinter 3-T Box 314 4X4 2002>, Sprinter 3-T Box 314 NgT 1995>, Sprinter 3-T Box 316 Cdi 2000>, Sprinter 3-T Box 316 Cdi 4X4 2002>, Sprinter 3-T Bus 308 Cdi 2000>, Sprinter 3-T Bus 308 D 1995>, Sprinter 3-T Bus 308 D 1997>, Sprinter 3-T Bus 310 D 1997>, Sprinter 3-T Bus 310 D 4X4 1997>, Sprinter 3-T Bus 311 Cdi 2000>, Sprinter 3-T Bus 311 Cdi 4X4 2002>, Sprinter 3-T Bus 312 D 2.9 1995>, Sprinter 3-T Bus 312 D 2.9 4X4 1997>, Sprinter 3-T Bus 313 Cdi 2000>, Sprinter 3-T Bus 313 Cdi 4X4 2002>, Sprinter 3-T Bus 314 1995>, Sprinter 3-T Bus 314 4X4 2002>, Sprinter 3-T Bus 314 NgT 1995>, Sprinter 3-T Bus 316 Cdi 2000>, Sprinter 3-T Bus 316 Cdi 4X4 2002>, Sprinter 3-T Platparam/Chassis 308 Cdi 2000>, Sprinter 3-T Platparam/Chassis 308 D 2.3 1995>, Sprinter 3-T Platparam/Chassis 310 D 2.9 1995>, Sprinter 3-T Platparam/Chassis 311 Cdi 2000>, Sprinter 3-T Platparam/Chassis 311 Cdi 4X4 2002>, Sprinter 3-T Platparam/Chassis 312 D 2.9 1995>, Sprinter 3-T Platparam/Chassis 312 D 2.9 1998>, Sprinter 3-T Platparam/Chassis 313 Cdi 2000>, Sprinter 3-T Platparam/Chassis 313 Cdi 4X4 2002>, Sprinter 3-T Platparam/Chassis 314 1995>, Sprinter 3-T Platparam/Chassis 314 4X4 2002>, Sprinter 3-T Platparam/Chassis 314 NgT 1995>, Sprinter 3-T Platparam/Chassis 316 Cdi 2000>, Sprinter 3-T Platparam/Chassis 316 Cdi 4X4 2002>, Sprinter 4-T Box 408 Cdi 2000>, Sprinter 4-T Box 408 D 1996>, Sprinter 4-T Box 410 D 1996>, Sprinter 4-T Box 410 D 4X4 1997>, Sprinter 4-T Box 411 Cdi 2000>, Sprinter 4-T Box 411 Cdi 4X4 2000>, Sprinter 4-T Box 412 D 1996>, Sprinter 4-T Box 412 D 4X4 1997>, Sprinter 4-T Box 413 Cdi 2000>, Sprinter 4-T Box 413 Cdi 4X4 2000>, Sprinter 4-T Box 414 1996>, Sprinter 4-T Box 414 4X4 1997>, Sprinter 4-T Box 416 Cdi 2000>, Sprinter 4-T Box 416 Cdi 4X4 2000>, Sprinter 4-T Bus 408 Cdi 2000>, Sprinter 4-T Bus 411 Cdi 2000>, Sprinter 4-T Bus 413 Cdi 2000>, Sprinter 4-T Bus 414 1996>, Sprinter 4-T Bus 416 Cdi 2000>, Sprinter 4-T Platparam/Chassis 408 Cdi 2000>, Sprinter 4-T Platparam/Chassis 408 D 1996>, Sprinter 4-T Platparam/Chassis 410 D 1996>, Sprinter 4-T Platparam/Chassis 410 D 4X4 1997>, Sprinter 4-T Platparam/Chassis 411 Cdi 2000>, Sprinter 4-T Platparam/Chassis 411 Cdi 4X4 2000>, Sprinter 4-T Platparam/Chassis 412 D 1996>, Sprinter 4-T Platparam/Chassis 412 D 4X4 1997>, Sprinter 4-T Platparam/Chassis 413 Cdi 2000>, Sprinter 4-T Platparam/Chassis 413 Cdi 4X4 2000>, Sprinter 4-T Platparam/Chassis 414 1995>, Sprinter 4-T Platparam/Chassis 414 4X4 1997>, Sprinter 4-T Platparam/Chassis 416 Cdi 2000>, Sprinter 4-T Platparam/Chassis 416 Cdi 4X4 2000>, Sprinter 5-T Platparam/Chassis 616 Cdi 2001>, Sprinter Dump Truck 616 Cdi 2001>;

VW: Lt 28-35 li Bus 2.3 1996>, Lt 28-35 li Bus 2.5 Sdi 1996>, Lt 28-35 li Bus 2.5 Tdi 1996>, Lt 28-35 li Bus 2.8 Tdi 1997>, Lt 28-46 li Box 2.3 1996>, Lt 28-46 li Box 2.5 Sdi 1996>, Lt 28-46 li Box 2.5 Tdi 1996>, Lt 28-46 li Box 2.8 Tdi 1997>, Lt 28-46 li Platparam/Chassis 2.3 1996>, Lt 28-46 li Platparam/Chassis 2.5 Sdi 1996>, Lt 28-46 li Platparam/Chassis 2.5 Tdi 1996>, Lt 28-46 li Platparam/Chassis 2.8 Tdi 1997>




GS2715
REAR WHEEL SENSOR (BOTH SIDES)
REPLACES / REEMPLAZA:
GM: 13121138, 1604315, 93178625

APPLICATION / APLICACIÓN:

OPEL: Astra 1.3 CDTI Diesel Estate 2008>2010, Astra 1.3 CDTI Diesel Estate Van 2008>2010, Astra 1.3 CDTI Diesel Hatchback 2008>2010, Astra 1.4 LPG Petrol Estate 2009>2010, Astra 1.4 LPG Petrol Hatchback 2009>2010, Astra 1.4 Petrol Estate 2008>2010, Astra 1.4 Petrol Hatchback 2008>2010, Astra 1.6 LPG Petrol Estate 2009>2010, Astra 1.6 Petrol Convertible 2008>2010, Astra 1.6 Petrol Estate 2008>2014, Astra 1.6 Petrol Hatchback 2008>2014, Astra 1.6 Turbo Petrol Convertible 2008>2010, Astra 1.6 Turbo Petrol Estate 2008>2010, Astra 1.6 Turbo Petrol Hatchback 2009>2010, Astra 1.7 CDTI Diesel Estate 2008>2014, Astra 1.7 CDTI Diesel Estate Van 2008>2010, Astra 1.7 CDTI Diesel Hatchback 2008>2014, Astra 1.7 CDTI Diesel Saloon 2008>2014, Astra 1.8 Petrol Convertible 2008>2010, Astra 1.8 Petrol Estate 2008>2010, Astra 1.8 Petrol Hatchback 2009>2010, Astra 1.9 CDTI 16V Diesel Estate 2008>2010, Astra 1.9 CDTI 16V Diesel Hatchback 2008>2010, Astra 1.9 CDTI Diesel Convertible 2008>2010, Astra 1.9 CDTI Diesel Estate 2008>2010, Astra 1.9 CDTI Diesel Estate Van 2008>2010, Astra 1.9 CDTI Diesel Hatchback 2008>2010, Astra 2.0 Turbo Petrol Convertible 2008>2010, Astra 2.0 Turbo Petrol Estate 2008>2010, Astra 2.0 Turbo Petrol Hatchback 2009>2010

PS: Set of GS2015

GS2716
REAR WHEEL SENSOR (RIGHT SIDE)
REPLACES / REEMPLAZA:
Kia: 956812S500; **A.B.S.:** 31084; **Meat & Doria:** 90832, 90832E

APPLICATION / APLICACIÓN:

HYUNDAI: Ix35 2.0 2010>, Ix35 2.0 4Wd 2010>, Ix35 2.0 Crdi 2010>, Ix35 2.0 Crdi 4Wd 2010>, Ix35 2.0 Gdi 2013>, Ix35 2.0 Gdi 4Wd 2013>;

KIA: Sportage 2.0 Crdi 2010>, Sportage 2.0 Crdi Awd 2010>, Sportage 2.0 Cvt 2010>, Sportage 2.0 Cvt Awd 2010>, Sportage 2.0 Gdi 2013>, Sportage 2.0 Gdi Awd 2014>


GS2717
REAR WHEEL SENSOR (RIGHT SIDE)
REPLACES / REEMPLAZA:
Kia: 956812S300; **A.B.S.:** 31066; **Meat & Doria:** 90377

APPLICATION / APLICACIÓN:

HYUNDAI: Ix35 1.6 2010>, Ix35 1.7 Crdi 2010>, Ix35 2.0 2010>, Ix35 2.0 4Wd 2010>, Ix35 2.0 Crdi 2010>, Ix35 2.0 Crdi 4Wd 2010>;

Kia: Sportage 1.6 Gdi 2011>, Sportage 1.7 Crdi 2010>, Sportage 2.0 Crdi 2010>, Sportage 2.0 Cvt 2010>, Sportage 2.0 Gdi 2014>


GS2718
FRONT WHEEL SENSOR (BOTH SIDES)
REPLACES / REEMPLAZA:
Renault: 8200735314; **Bosch:** 0 986 594 671;

Bremi: 51463

APPLICATION / APLICACIÓN:

RENAULT: Master 2.3 (113 / 213 / 223 / 323) 4cc Diesel 2012>, Master 2.3 dCi 130 RWD 4cc Diesel 2012>


GS2719
REAR WHEEL SENSOR (BOTH SIDES)
REPLACES / REEMPLAZA:
Renault: 8200735315; **Bosch:** 0 986 594 670; **Mobiletron:** AB-EU467

APPLICATION / APLICACIÓN:

RENAULT: Master III Bus 2.3 dCi 100 FWD (JV0A, JV0B, JV0G, JV0H) 74Kw 101Cv 2298Cc 2011>, Master III Bus 2.3 dCi 110 FWD (JV0R, JV0W) 81Kw 110Cv 2298Cc 2014>, Master III Bus 2.3 dCi 125 FWD (JV0C, JV0D, JV0H, JV0G, JV0J) 92Kw 125Cv 2298Cc 2011>, Master III Bus 2.3 dCi 135 FWD (JV0N, JV08) 100Kw 136Cv 2298Cc 2014>, Master III Bus 2.3 dCi 145 FWD (JV0F, JV0S, JV0T) 107Kw 146Cv 2298Cc 2011>, Master III Bus 2.3 dCi 150 FWD (JV0F, JV03) 110Kw 150Cv 2298Cc 2012>, Master III Bus 2.3 dCi 165 FWD (JV0P, JV0U) 120Kw 163Cv 2298Cc 2014>, Master III Bus 2.3 dCi 170 FWD (JV0L) 125Kw 170Cv 2298Cc 2015>, Master III Platform/Chassis 2.3 dCi 100 FWD (EVOA, EV0B, HV0A, HV0B, UV0A, UV0B,... 74Kw 101Cv 2298Cc 2010>, Master III Platform/Chassis 2.3 dCi 100 RWD (HV0B, UV0B) 74Kw 101Cv 2298Cc 2010>, Master III Platform/Chassis 2.3 dCi 110 FWD (EV0R, EV0W, HV0R, HV0W, UV0R, UV0W) 81Kw 110Cv 2298Cc 2014>, Master III Platform/Chassis 2.3 dCi 125 FWD (EV0C, EV0D, EV0J, HV0C, HV0D, HV0H,... 92Kw 125Cv 2298Cc 2010>, Master III Platform/Chassis 2.3 dCi 125 RWD (HV0C, HV0D, UV0C, UV0D, UV0H, UV0J,... 92Kw 125Cv 2298Cc 2010>, Master III Platform/Chassis 2.3 dCi 135 RWD (HV0N, UV0N) 100Kw 136Cv 2298Cc 2014>, Master III Platform/Chassis 2.3 dCi 145 FWD (EV0E, EV0F, HV0E, HV0F, UV0E, UV0F,... 107Kw 146Cv 2298Cc 2010>, Master III Platform/Chassis 2.3 dCi 145 RWD (UV0F, UV0E, HV0E, HV0F, HV0T, HV10,... 107Kw 146Cv 2298Cc 2010>, Master III Platform/Chassis 2.3 dCi 150 FWD (EV0F, HV0F, UV0F, EV03, HV03, UV03) 110Kw 150Cv 2298Cc 2013>, Master III Platform/Chassis 2.3 dCi 150 RWD (HV0F, UV0F) 110Kw 150Cv 2298Cc 2013>, Master III Platform/Chassis 2.3 dCi 165 FWD (EV0P, EV0U, EV11, EV12, HV0P, HV0U,... 120Kw 163Cv 2298Cc 2014>, Master III Platform/Chassis 2.3 dCi 165 RWD (HV0P, HV0U, HV10, HV12, UV0P, UV0U,... 120Kw 163Cv 2298Cc 2014>, Master III Van 2.3 dCi 100 FWD (FV0A, FV0B, FV0G, FV0K, FV0H) 74Kw 101Cv 2298Cc 2010>, Master III Van 2.3 dCi 100 RWD (FV0B) 74Kw 101Cv 2298Cc 2010>, Master III Van 2.3 dCi 110 FWD (FV0R, FV0W) 81Kw 110Cv 2298Cc 2014>, Master III Van 2.3 dCi 125 FWD (FV0C, FV0D, FV0G, FV0H, FV0J, FV0K) 92Kw 125Cv 2298Cc 2010>, Master III Van 2.3 dCi 125 RWD (FV0C, FV0D, FV0H, FV0J, FV0A, FV0K) 92Kw 125Cv 2298Cc 2010>, Master III Van 2.3 dCi 135 FWD (FV0N, FV08) 100Kw 136Cv 2298Cc 2014>, Master III Van 2.3 dCi 135 RWD (FV0N) 100Kw 136Cv 2298Cc 2014>, Master III Van 2.3 dCi 145 FWD (FV0E, FV0F, FV0H, FV02, FV0M, FV0S,... 107Kw 146Cv 2298Cc 2010>, Master III Van 2.3 dCi 145 RWD (FV0E, FV0F, FV0T, FV10, FV12) 107Kw 146Cv 2298Cc 2010>, Master III Van 2.3 dCi 150 FWD (FV0F, FV03) 110Kw 150Cv 2298Cc 2013>, Master III Van 2.3 dCi 165 RWD (FV0P, FV0U, FV10, FV12) 120Kw 163Cv 2298Cc 2014>


GS2720
REAR WHEEL SENSOR (LEFT SIDE)
REPLACES / REEMPLAZA:
Subaru: 27540SG031; **Bosch:** 0 265 009 454;

Meat & Doria: 90812

APPLICATION / APLICACIÓN:

SUBARU: Forester 2.0 Awd 2012>, Forester 2.0 Bifuel Awd 2013>, Forester 2.0 D Awd 2012>, Forester 2.0 I Awd 2012>, Forester 2.0 Xt Awd 2013>, Forester 2.5 Awd 2014>, Xv 1.6 Bifuel Awd 2012>, Xv 1.6 I Awd 2012>, Xv 2.0 Bifuel Awd 2012>, Xv 2.0 D Awd 2012>, Xv 2.0 I Awd 2012>


GS2721
FRONT WHEEL SENSOR (BOTH SIDES)
REPLACES / REEMPLAZA:
BMW: 34520025721, 34521165532, 34526756373;

Meat & Doria: 90076; **Mobiletron:** AB-EU189

APPLICATION / APLICACIÓN:

BMW: 7 725 Tds 1996>, 7 728 I, II 1995>, 7 728I X 1995>, 7 730 D 1998>, 7 730 I, II 1994>, 7 735 I, II 1998>, 7 740 D 1999>, 7 740 I, II 1996>, 7 750 I, II 1994>



GS2722

REAR WHEEL SENSOR (RIGHT SIDE)

REPLACES / REEMPLAZA:

Jeep: 56027722, 56026930

APPLICATION / APLICACIÓN:

Jeep: Cherokee 4.0, Grand Cherokee Mk1 2.5/4.0/5.2/5.9

PS: set of GS2723



GS2723

REAR WHEEL SENSOR (LEFT SIDE)

REPLACES / REEMPLAZA:

Jeep: 56027723, 56026931

APPLICATION / APLICACIÓN:

Jeep: Cherokee 4.0, Grand Cherokee Mk1 2.5/4.0/5.2/5.9

PS: set of GS2722



GS2724

REAR WHEEL SENSOR (BOTH SIDES)

REPLACES / REEMPLAZA:

Chrysler: 5136038AA, 5136038AB; Vemo: V33-72-0029

APPLICATION / APLICACIÓN:

DODGE: Caravan 2.4 SE Mini Passenger Van 4-Door 2005>2006, Caravan 3.3 Base Mini Cargo Van 4-Door 2006, Caravan 3.3 C/V Mini Cargo Van 3-Door 2005, Caravan 3.3 SE Mini Passenger Van 4-Door 2005>2006, Caravan 3.3 SXT Mini Passenger Van 4-Door 2005>2006, Grand Caravan 3.3 Base Mini Cargo Van 4-Door 2006>2007, Grand Caravan 3.3 Base Mini Passenger Van 4-Door 2005, Grand Caravan 3.3 C/V Mini Cargo Van 3-Door 2005, Grand Caravan 3.3 SE Mini Passenger Van 4-Door 2005>2007, Grand Caravan 3.3 SE Plus Mini Passenger Van 4-Door 2005, Grand Caravan 3.8 SXT Mini Passenger Van 4-Door 2005>2007;

CHRYSLER: Town & Country 3.3 Base Mini Passenger Van 4-Door 2005>2007, Town & Country 3.3 Limited Mini Passenger Van 4-Door 2005, Town & Country 3.3 LX Mini Passenger Van 4-Door 2005>2007, Town & Country 3.3 Touring Mini Passenger Van 4-Door 2005, Town & Country 3.8 Limited Mini Passenger Van 4-Door 2005>2007, Town & Country 3.8 LX Mini Passenger Van 4-Door 2005>2007, Town & Country 3.8 Touring Mini Passenger Van 4-Door 2005>2007



GS2725

FRONT WHEEL SENSOR (LEFT SIDE)

REPLACES / REEMPLAZA:

Nissan: 479115Y700, 479115Y705

APPLICATION / APLICACIÓN:

Nissan: Maxima 2002>2003

PS: set of GS2284



GS2727

REAR WHEEL SENSOR (RIGHT SIDE)

REPLACES / REEMPLAZA:

Audi: 1K0927808A, WHT003858A; Bosch: 0 986 594 560; Meat & Doria: 90573E

APPLICATION / APLICACIÓN:

AUDI: A1 1.0 TFSI 60Kw 82Cv 999Cc 2016>2018, A1 1.0 TFSI 70Kw 95Cv 999Cc 2015>2018, A1 1.2 TFSI 63Kw 86Cv 1197Cc 2010>2015, A1 1.4 TDI 66Kw 90Cv 1422Cc 2014>2018, A1 1.4 TFSI 90Kw 122Cv 1390Cc 2010>2015, A1 1.4 TFSI 92Kw 125Cv 1395Cc 2014>2018, A1 1.4 TFSI 103Kw 140Cv 1395Cc 2012>2015, A1 1.4 TFSI 136Kw 185Cv 1390Cc 2011>2015, A1 1.4 TSI 110Kw 150Cv 1395Cc 2014>2018, A1 1.6 TDI 66Kw 90Cv 1598Cc 2011>2015, A1 66Kw 90Cv 1598Cc 1.6 TDI 2011>2015, A1 77Kw 105Cv 1598Cc 1.6 TDI 2010>2015, A1 85Kw 115Cv 1598Cc 1.8 TFSI 2014>2018, A1 141Kw 192Cv 1798Cc 2.0 TDI 2015>2018, A1 100Kw 136Cv 1968Cc 2.0 TDI 2012>2015, A1 105Kw 143Cv 1968Cc 2.0 TFSI quattro 2011>2015, A1 188Kw 256Cv 1984Cc S1 quattro 2012>2012, A1 170Kw 231Cv 1984Cc 1.0 TFSI 2014>2018, A1 Sportback 60Kw 82Cv 999Cc 1.0 TFSI 2016>2018, A1 Sportback 70Kw 95Cv 999Cc 1.2 TFSI 2015>2018, A1 Sportback 63Kw 86Cv 1197Cc 1.4 TDI 2012>2015, A1 Sportback 66Kw 90Cv 1422Cc 1.4 TFSI 2014>2018, A1 Sportback 90Kw 122Cv 1390Cc 1.4 TFSI 2011>2015, A1 Sportback 92Kw 125Cv 1395Cc 1.4 TFSI 2014>2018, A1 Sportback 103Kw 140Cv 1395Cc 1.4 TFSI 2012>2015, A1 Sportback 136Kw 185Cv 1390Cc 1.4 TSI 2011>2015, A1 Sportback 110Kw 150Cv 1395Cc 1.6 TDI 2014>2018, A1 Sportback 66Kw 90Cv 1598Cc 1.6 TDI 2011>2015, A1 Sportback 1.6 TDI 77Kw 105Cv 1598Cc 2011>2015, A1 Sportback 1.6 TDI 85Kw 115Cv 1598Cc 2014>2018, A1 Sportback 1.8 TFSI 141Kw 192Cv 1798Cc 2015>2018, A1 Sportback 2.0 TDI 100Kw 136Cv 1968Cc 2012>2015, A1 Sportback 2.0 TDI 105Kw 143Cv 1968Cc 2011>2015, A1 Sportback S1 quattro 170Kw 231Cv 1984Cc 2014>2018, Q3 1.4 TSI 110Kw 150Cv 1395Cc 2013>2018, Q3 2.0 TDI 88Kw 120Cv 1968Cc 2015>2018, Q3 2.0 TDI 100Kw 136Cv 1968Cc 2011>2018, Q3 2.0 TDI 103Kw 140Cv 1968Cc 2011>2018, Q3 2.0 TDI 110Kw 150Cv 1968Cc 2014>2018, Q3 2.0 TDI 130Kw 177Cv 1968Cc 2011>2015, Q3 2.0 TDI 135Kw 184Cv 1968Cc 2015>2018, Q3 2.0 TFSI 132Kw 180Cv 1984Cc 2015>2018, FORD: Focus II 2.5 RS 500 257Kw 350Cv 2521Cc 2010>2011;

MERCEDES BENZ: G-CLASS 200 GE (463.220) 85Kw 116Cv 1996Cc 1990>1993 SEAT: Alhambra 1.4 TSI 110Kw 150Cv 1390Cc 2010>, Alhambra 1.8 TSI 118Kw 160Cv 1798Cc 2012>, Alhambra 118Kw 160Cv 1798Cc 2.0 TDI 2012>, Alhambra 85Kw 115Cv 1968Cc 2.0 TDI 2011>, Alhambra 100Kw 136Cv 1968Cc 2.0 TDI 2010>2011, Alhambra 103Kw 140Cv 1968Cc 2.0 TDI 2010>, Alhambra 110Kw 150Cv 1968Cc 2.0 TDI 2015>, Alhambra 125Kw 170Cv 1968Cc 2.0 TDI 2010>, Alhambra 130Kw 177Cv 1968Cc 2.0 TDI 2012>, Alhambra 135Kw 184Cv 1968Cc 2.0 TDI 4Drive 2015>, Alhambra 103Kw 140Cv 1968Cc 2.0 TSI 2011>, Alhambra 147Kw 200Cv 1984Cc 2.0 TSI 2010>, Alhambra 162Kw 220Cv 1984Cc 1.4 TSI 2015>;...CONTINUE



GS2727

REAR WHEEL SENSOR (RIGHT SIDE)

REPLACES / REEMPLAZA:

Audi: 1K0927808A, WHT003858A; **Bosch:** 0 986 594 560; **Meat & Doria:** 90573E

APPLICATION / APLICACIÓN:

...**VW:** CC 110Kw 150Cv 1395Cc 1.4 TSI 2015>2016, CC 118Kw 160Cv 1390Cc 1.4 TSI MultiFuel 2011>2016, CC 118Kw 160Cv 1390Cc 1.8 TSI 2011>2016, CC 112Kw 152Cv 1798Cc 1.8 TSI 2011>2016, CC 118Kw 160Cv 1798Cc 2.0 TDI 2011>2016, CC 100Kw 136Cv 1968Cc 2.0 TDI 2011>2016, CC 103Kw 140Cv 1968Cc 2.0 TDI 2011>2016, CC 2.0 TDI 110Kw 150Cv 1968Cc 2015>2016, CC 2.0 TDI 125Kw 170Cv 1968Cc 2011>2016, CC 2.0 TDI 130Kw 177Cv 1968Cc 2012>2016, CC 2.0 TDI 135Kw 184Cv 1968Cc 2015>2016, CC 2.0 TSI 155Kw 210Cv 1984Cc 2011>2016, Eos 1.4 TSI 90Kw 122Cv 1390Cc 2007>2015, Eos 1.4 TSI 118Kw 160Cv 1390Cc 2008>2015, Eos 1.6 FSI 85Kw 115Cv 1598Cc 2006>2008, Eos 2.0 FSI 110Kw 150Cv 1984Cc 2006>2008, Eos 2.0 TDI 100Kw 136Cv 1968Cc 2010>2015, Eos 2.0 TDI 103Kw 140Cv 1968Cc 2006>2008, Eos 2.0 TDI 16V 103Kw 140Cv 1968Cc 2008>2015, Eos 2.0 TFSI 147Kw 200Cv 1984Cc 2006>2015, Eos 2.0 TSI 155Kw 210Cv 1984Cc 2009>2015, Eos 3.2 V6 184Kw 250Cv 3189Cc 2006>2009, Eos 3.6 V6 191Kw 260Cv 3597Cc 2009>2010, Golf VI Convertible 1.2 TSI 77Kw 105Cv 1197Cc 2011>2016, Golf VI Convertible 1.2 TSI 16V 77Kw 105Cv 1197Cc 2013>2016, Golf VI Convertible 77Kw 105Cv 1197Cc 1.4 TSI 2013>2016, Golf VI Convertible 90Kw 122Cv 1390Cc 1.4 TSI 2011>2016, Golf VI Convertible 92Kw 125Cv 1395Cc 1.4 TSI 2013>2016, Golf VI Convertible 110Kw 150Cv 1395Cc 1.4 TSI 2013>2016, Golf VI Convertible 118Kw 160Cv 1390Cc 1.6 TDI 2011>2016, Golf VI Convertible 77Kw 105Cv 1598Cc 2.0 GTI 2011>2016, Golf VI Convertible 155Kw 211Cv 1984Cc 2.0 R 2012>2016, Golf VI Convertible 195Kw 265Cv 1984Cc 2.0 TDI 2013>2016, Golf VI Convertible 81Kw 110Cv 1968Cc 2.0 TDI 2013>2016, Golf VI Convertible 103Kw 140Cv 1968Cc 2.0 TDI 2011>2016, Golf VI Convertible 110Kw 150Cv 1968Cc 2.0 TSI 2013>2016, Golf VI Convertible 162Kw 220Cv 1984Cc 1.2 TSI 2013>2016, Jetta IV 77Kw 105Cv 1197Cc 1.4 TSI 2010>, Jetta IV 90Kw 122Cv 1390Cc 1.4 TSI 2011>, Jetta IV 92Kw 125Cv 1395Cc 1.4 TSI 2014>, Jetta IV 110Kw 150Cv 1390Cc 1.4 TSI 2011>, Jetta IV 110Kw 150Cv 1395Cc 1.4 TSI 2014>, Jetta IV 118Kw 160Cv 1390Cc 1.4 TSI Hybrid 2011>, Jetta IV 1.4 TSI Hybrid 110Kw 150Cv 1395Cc 2011>, Jetta IV 1.6 63Kw 86Cv 1598Cc 2013>, Jetta IV 1.6 77Kw 105Cv 1598Cc 2011>, Jetta IV 1.6 TDI 77Kw 105Cv 1598Cc 2010>2015, Jetta IV 1.8 TSI 125Kw 170Cv 1798Cc 2014>, Jetta IV 2.0 85Kw 115Cv 1984Cc 2010>2017, Jetta IV 2.0 TDI 81Kw 110Cv 1968Cc 2010>, Jetta IV 2.0 TDI 103Kw 140Cv 1968Cc 2011>, Jetta IV 2.0 TDI 110Kw 150Cv 1968Cc 2014>, Jetta IV 2.0 TSI 147Kw 200Cv 1984Cc 2010>, Jetta IV 2.0 TSI 155Kw 211Cv 1984Cc 2012>2017, Passat Alltrack B7 1.8 TSI 112Kw 152Cv 1798Cc 2012>2014, Passat Alltrack B7 1.8 TSI 118Kw 160Cv 1798Cc 2012>2014, Passat Alltrack B7 2.0 TDI 103Kw 140Cv 1968Cc 2012>2014, Passat B7 1.4 TSI 90Kw 122Cv 1390Cc 2010>2014, Passat B7 1.4 TSI 118Kw 160Cv 1390Cc 2012>2014, Passat B7 1.4 TSI EcoFuel 110Kw 150Cv 1390Cc 2010>2014, Passat B7 1.4 TSI MultiFuel 118Kw 160Cv 1390Cc 2010>2014, Passat B7 118Kw 160Cv 1390Cc 1.6 TDI 2010>2014, Passat B7 77Kw 105Cv 1598Cc 1.8 TSI 2010>2014, Passat B7 112Kw 152Cv 1798Cc 1.8 TSI 2011>2014, Passat B7 118Kw 160Cv 1798Cc 2.0 TDI 2010>2014, Passat B7 100Kw 136Cv 1968Cc 2.0 TDI 2010>2014, Passat B7 103Kw 140Cv 1968Cc 2.0 TDI 2010>2014, Passat B7 125Kw 170Cv 1968Cc 2.0 TDI 2010>2014, Passat B7 130Kw 177Cv 1968Cc 2.0 TSI 2012>2014, Passat B7 155Kw 210Cv 1984Cc 1.4 TSI 2010>2014, Passat B7 Variant 90Kw 122Cv 1390Cc 1.4 TSI 2010>2014, Passat B7 Variant 118Kw 160Cv 1390Cc 1.4 TSI EcoFuel 2012>2014, Passat B7 Variant 110Kw 150Cv 1390Cc 1.4 TSI MultiFuel 2010>2014, Passat B7 Variant 118Kw 160Cv 1390Cc 1.6 TDI 2010>2014, Passat B7 Variant 77Kw 105Cv 1598Cc 1.8 TSI 2010>2014, Passat B7 Variant 112Kw 152Cv 1798Cc 1.8 TSI 2011>2014, Passat B7 Variant 118Kw 160Cv 1798Cc 2.0 TDI 2010>2014, Passat B7 Variant 100Kw 136Cv 1968Cc 2.0 TDI 2010>2014, Passat B7 Variant 103Kw 140Cv 1968Cc 2.0 TDI 2010>2014, Passat B7 Variant 2.0 TDI 125Kw 170Cv 1968Cc 2010>2014, Passat B7 Variant 2.0 TDI 130Kw 177Cv 1968Cc 2012>2014, Passat B7 Variant 2.0 TSI 155Kw 210Cv 1984Cc 2010>2015, Passat CC B6 1.4 TSI MultiFuel 118Kw 160Cv 1390Cc 2011>2012, Passat CC B6 1.8 TSI 118Kw 160Cv 1798Cc 2008>2012, Passat CC B6 2.0 BlueTDI 105Kw 143Cv 1968Cc 2009>2010, Passat CC B6 2.0 TDI 100Kw 136Cv 1968Cc 2008>2011, Passat CC B6 2.0 TDI 103Kw 140Cv 1968Cc 2008>2012, Passat CC B6 2.0 TDI 120Kw 163Cv 1968Cc 2008>2011, Passat CC B6 2.0 TDI 125Kw 170Cv 1968Cc 2008>2012, Passat CC B6 2.0 TSI 147Kw 200Cv 1984Cc 2008>2012, Passat CC B6 2.0 TSI 155Kw 211Cv 1984Cc 2010>2012, Polo V 1.6 TDI 55Kw 75Cv 1598Cc 2009>, Sharan 1.4 TSI 110Kw 150Cv 1390Cc 2010>, Sharan 1.4 TSI 110Kw 150Cv 1395Cc 2015>, Sharan 2.0 TDI 85Kw 115Cv 1968Cc 2011>2019, Sharan 2.0 TDI 100Kw 136Cv 1968Cc 2010>, Sharan 2.0 TDI 103Kw 140Cv 1968Cc 2010>, Sharan 103Kw 140Cv 1968Cc 2.0 TDI 2010>, Sharan 110Kw 150Cv 1968Cc 2.0 TDI 2015>, Sharan 125Kw 170Cv 1968Cc 2.0 TDI 2010>, Sharan 130Kw 177Cv 1968Cc 2.0 TDI 2013>, Sharan 135Kw 184Cv 1968Cc 2.0 TDI 4motion 2015>, Sharan 103Kw 140Cv 1968Cc 2.0 TDI 4motion 2011>, Sharan 110Kw 150Cv 1968Cc 2.0 TSI 2015>, Sharan 147Kw 200Cv 1984Cc 2.0 TSI 2010>, Sharan 162Kw 220Cv 1984Cc 1.4 TSI 2015>, Tiguan 90Kw 122Cv 1390Cc 1.4 TSI 2010>2018, Tiguan 92Kw 125Cv 1395Cc 1.4 TSI 2015>2018, Tiguan 110Kw 150Cv 1390Cc 1.4 TSI 2008>2018, Tiguan 110Kw 150Cv 1395Cc 1.4 TSI 2015>2018, Tiguan 118Kw 160Cv 1390Cc 2.0 TDI 2011>2018, Tiguan 81Kw 110Cv 1968Cc 2.0 TDI 2010>2018, Tiguan 103Kw 140Cv 1968Cc 2.0 TDI 2008>2018, Tiguan 110Kw 150Cv 1968Cc 1.4 TSI 2015>2018, Touran 103Kw 140Cv 1390Cc 1.4 TSI 2006>2010, Touran 1.4 TSI 125Kw 170Cv 1390Cc 2006>2010, Touran 1.4 TSI EcoFuel 110Kw 150Cv 1390Cc 2009>2010, Touran 1.6 75Kw 102Cv 1595Cc 2003>2010, Touran 1.6 FSI 85Kw 115Cv 1598Cc 2003>2007, Touran 1.9 TDI 66Kw 90Cv 1896Cc 2004>2010, Touran 1.9 TDI 74Kw 100Cv 1896Cc 2003>2004, Touran 1.9 TDI 77Kw 105Cv 1896Cc 2003>2010, Touran 2.0 EcoFuel 80Kw 109Cv 1984Cc 2006>2009, Touran 2.0 FSI 110Kw 150Cv 1984Cc 2003>2007, Touran 2.0 TDI 100Kw 136Cv 1968Cc 2003>2010, Touran 2.0 TDI 103Kw 140Cv 1968Cc 2005>2010, Touran 2.0 TDI 125Kw 170Cv 1968Cc 2005>2010, Touran 2.0 TDI 16V 103Kw 140Cv 1968Cc 2003>2010, Touran 1.2 TSI 77Kw 105Cv 1197Cc 2010>2015, Touran 1.4 TSI 103Kw 140Cv 1390Cc 2010>2015, Touran 1.4 TSI 125Kw 170Cv 1390Cc 2010>2015, Touran 1.4 TSI EcoFuel 110Kw 150Cv 1390Cc 2010>2015, Touran 1.6 TDI 66Kw 90Cv 1598Cc 2010>2015, Touran 66Kw 90Cv 1598Cc 1.6 TDI 2010>2015, Touran 77Kw 105Cv 1598Cc 2.0 TDI 2010>2015, Touran 81Kw 110Cv 1968Cc 2.0 TDI 2010>2015, Touran 103Kw 140Cv 1968Cc 2.0 TDI 2010>2015, Touran 125Kw 170Cv 1968Cc 2.0 TDI 2010>2013, Touran 130Kw 177Cv 1968Cc 2013>2015

GS2728

REAR WHEEL SENSOR (LEFT SIDE)

REPLACES / REEMPLAZA:

Audi: 1K0927807A, WHT003859A; **Bosch:** 0 986 594 561; **Bremi:** 50294; **Meat & Doria:** 90572E

APPLICATION / APLICACIÓN:

AUDI: A1 1.0 TFSI 60Kw 82Cv 999Cc 2016>2018, A1 1.0 TFSI 70Kw 95Cv 999Cc 2015>2018, A1 1.2 TFSI 63Kw 86Cv 1197Cc 2010>2015, A1 1.4 TDI 66Kw 90Cv 1422Cc 2014>2018, A1 1.4 TFSI 90Kw 122Cv 1390Cc 2010>2015, A1 1.4 TFSI 92Kw 125Cv 1395Cc 2014>2018, A1 1.4 TFSI 103Kw 140Cv 1395Cc 2012>2015, A1 1.4 TFSI 136Kw 185Cv 1390Cc 2011>2015, A1 1.4 TSI 110Kw 150Cv 1395Cc 2014>2018, A1 1.6 TDI 66Kw 90Cv 1598Cc 2011>2015, A1 66Kw 90Cv 1598Cc 1.6 TDI 2011>2015, A1 77Kw 105Cv 1598Cc 1.6 TDI 2010>2015, A1 85Kw 115Cv 1598Cc 1.8 TFSI 2014>2018, A1 141Kw 192Cv 1798Cc 2.0 TDI 2015>2018, A1 100Kw 136Cv 1968Cc 2.0 TDI 2012>2015, A1 105Kw 143Cv 1968Cc 2.0 TFSI quattro 2011>2015, A1 188Kw 256Cv 1984Cc S1 quattro 2012>2012, A1 170Kw 231Cv 1984Cc 1.0 TFSI 2014>2018, A1 Sportback 60Kw 82Cv 999Cc 1.0 TFSI 2016>2018, A1 Sportback 70Kw 95Cv 999Cc 1.2 TFSI 2015>2018, A1 Sportback 63Kw 86Cv 1197Cc 1.4 TDI 2012>2015, A1 Sportback 66Kw 90Cv 1422Cc 1.4 TFSI 2014>2018, A1 Sportback 90Kw 122Cv 1390Cc 1.4 TFSI 2011>2015, A1 Sportback 92Kw 125Cv 1395Cc 1.4 TFSI 2014>2018, A1 Sportback 103Kw 140Cv 1395Cc 1.4 TFSI 2012>2015, A1 Sportback 136Kw 185Cv 1390Cc 1.4 TSI 2011>2015, A1 Sportback 110Kw 150Cv 1395Cc 1.6 TDI 2014>2018, A1 Sportback 66Kw 90Cv 1598Cc 1.6 TDI 2011>2015, A1 Sportback 1.6 TDI 77Kw 105Cv 1598Cc 2011>2015, A1 Sportback 1.6 TDI 85Kw 115Cv 1598Cc 2014>2018, A1 Sportback 1.8 TFSI 141Kw 192Cv 1798Cc 2015>2018, A1 Sportback 2.0 TDI 100Kw 136Cv 1968Cc 2012>2015, A1 Sportback 2.0 TDI 105Kw 143Cv 1968Cc 2011>2015, A1 Sportback S1 quattro 170Kw 231Cv 1984Cc 2014>2018, Q3 1.4 TSI 110Kw 150Cv 1395Cc 2013>2018, Q3 2.0 TDI 88Kw 120Cv 1968Cc 2015>2018, Q3 2.0 TDI 100Kw 136Cv 1968Cc 2011>2018, Q3 2.0 TDI 103Kw 140Cv 1968Cc 2011>2018, Q3 2.0 TDI 110Kw 150Cv 1968Cc 2014>2018, Q3 2.0 TDI 130Kw 177Cv 1968Cc 2011>2015, Q3 2.0 TDI 135Kw 184Cv 1968Cc 2015>2018, Q3 2.0 TFSI 132Kw 180Cv 1984Cc 2015>2018, **FORD:** Focus II 2.5 RS 500 257Kw 350Cv 2521Cc 2010>2011;

MERCEDES BENZ: G-CLASS 200 GE (463.220) 85Kw 116Cv 1996Cc 1990>1993 SEAT: Alhambra 1.4 TSI 110Kw 150Cv 1390Cc 2010>, Alhambra 1.8 TSI 118Kw 160Cv 1798Cc 2012>, Alhambra 118Kw 160Cv 1798Cc 2.0 TDI 2012>, Alhambra 85Kw 115Cv 1968Cc 2.0 TDI 2011>, Alhambra 100Kw 136Cv 1968Cc 2.0 TDI 2010>2011, Alhambra 103Kw 140Cv 1968Cc 2.0 TDI 2010>, Alhambra 110Kw 150Cv 1968Cc 2.0 TDI 2015>, Alhambra 125Kw 170Cv 1968Cc 2.0 TDI 2010>, Alhambra 130Kw 177Cv 1968Cc 2.0 TDI 2012>, Alhambra 135Kw 184Cv 1968Cc 2.0 TDI 4Drive 2015>, Alhambra 103Kw 140Cv 1968Cc 2.0 TSI 2011>, Alhambra 147Kw 200Cv 1984Cc 2.0 TSI 2010>, Alhambra 162Kw 220Cv 1984Cc 1.4 TSI 2015>...CONTINUE



GS2728

REAR WHEEL SENSOR (LEFT SIDE)

REPLACES / REEMPLAZA:

Audi: 1K0927807A, WHT003859A; **Bosch:** 0 986 594 561; **Bremi:** 50294; **Meat & Doria:** 90572E

APPLICATION / APLICACIÓN:

...**VW:** CC 110Kw 150Cv 1395Cc 1.4 TSI 2015>2016, CC 118Kw 160Cv 1390Cc 1.4 TSI MultiFuel 2011>2016, CC 118Kw 160Cv 1390Cc 1.8 TSI 2011>2016, CC 112Kw 152Cv 1798Cc 1.8 TSI 2011>2016, CC 118Kw 160Cv 1798Cc 2.0 TDI 2011>2016, CC 100Kw 136Cv 1968Cc 2.0 TDI 2011>2016, CC 103Kw 140Cv 1968Cc 2.0 TDI 2011>2016, CC 2.0 TDI 110Kw 150Cv 1968Cc 2015>2016, CC 2.0 TDI 125Kw 170Cv 1968Cc 2011>2016, CC 2.0 TDI 130Kw 177Cv 1968Cc 2012>2016, CC 2.0 TDI 135Kw 184Cv 1968Cc 2015>2016, CC 2.0 TSI 155Kw 210Cv 1984Cc 2011>2016, Eos 1.4 TSI 90Kw 122Cv 1390Cc 2007>2015, Eos 1.4 TSI 118Kw 160Cv 1390Cc 2008>2015, Eos 1.6 FSI 85Kw 115Cv 1598Cc 2006>2008, Eos 2.0 FSI 110Kw 150Cv 1984Cc 2006>2008, Eos 2.0 TDI 100Kw 136Cv 1968Cc 2010>2015, Eos 2.0 TDI 103Kw 140Cv 1968Cc 2006>2008, Eos 2.0 TDI 16V 103Kw 140Cv 1968Cc 2008>2015, Eos 2.0 TFSI 147Kw 200Cv 1984Cc 2006>2015, Eos 2.0 TSI 155Kw 210Cv 1984Cc 2009>2015, Eos 3.2 V6 184Kw 250Cv 3189Cc 2006>2009, Eos 3.6 V6 191Kw 260Cv 3597Cc 2009>2010, Golf VI Convertible 1.2 TSI 77Kw 105Cv 1197Cc 2011>2016, Golf VI Convertible 1.2 TSI 16V 77Kw 105Cv 1197Cc 2013>2016, Golf VI Convertible 77Kw 105Cv 1197Cc 1.4 TSI 2013>2016, Golf VI Convertible 90Kw 122Cv 1390Cc 1.4 TSI 2011>2016, Golf VI Convertible 92Kw 125Cv 1395Cc 1.4 TSI 2013>2016, Golf VI Convertible 110Kw 150Cv 1395Cc 1.4 TSI 2013>2016, Golf VI Convertible 118Kw 160Cv 1390Cc 1.6 TDI 2011>2016, Golf VI Convertible 77Kw 105Cv 1598Cc 2.0 GTI 2011>2016, Golf VI Convertible 155Kw 211Cv 1984Cc 2.0 R 2012>2016, Golf VI Convertible 195Kw 265Cv 1984Cc 2.0 TDI 2013>2016, Golf VI Convertible 81Kw 110Cv 1968Cc 2.0 TDI 2013>2016, Golf VI Convertible 103Kw 140Cv 1968Cc 2.0 TDI 2011>2016, Golf VI Convertible 110Kw 150Cv 1968Cc 2.0 TSI 2013>2016, Golf VI Convertible 162Kw 220Cv 1984Cc 1.2 TSI 2013>2016, Jetta IV 77Kw 105Cv 1197Cc 1.4 TSI 2010>, Jetta IV 90Kw 122Cv 1390Cc 1.4 TSI 2011>, Jetta IV 92Kw 125Cv 1395Cc 1.4 TSI 2014>, Jetta IV 110Kw 150Cv 1390Cc 1.4 TSI 2011>, Jetta IV 110Kw 150Cv 1395Cc 1.4 TSI 2014>, Jetta IV 118Kw 160Cv 1390Cc 1.4 TSI Hybrid 2011>, Jetta IV 1.4 TSI Hybrid 110Kw 150Cv 1395Cc 2011>, Jetta IV 1.6 63Kw 86Cv 1598Cc 2013>, Jetta IV 1.6 77Kw 105Cv 1598Cc 2011>, Jetta IV 1.6 TDI 77Kw 105Cv 1598Cc 2010>2015, Jetta IV 1.8 TSI 125Kw 170Cv 1798Cc 2014>, Jetta IV 2.0 85Kw 115Cv 1984Cc 2010>2017, Jetta IV 2.0 TDI 81Kw 110Cv 1968Cc 2010>, Jetta IV 2.0 TDI 103Kw 140Cv 1968Cc 2011>, Jetta IV 2.0 TDI 110Kw 150Cv 1968Cc 2014>, Jetta IV 2.0 TSI 147Kw 200Cv 1984Cc 2010>, Jetta IV 2.0 TSI 155Kw 211Cv 1984Cc 2012>2017, Passat Alltrack B7 1.8 TSI 112Kw 152Cv 1798Cc 2012>2014, Passat Alltrack B7 1.8 TSI 118Kw 160Cv 1798Cc 2012>2014, Passat Alltrack B7 2.0 TDI 103Kw 140Cv 1968Cc 2012>2014, Passat B7 1.4 TSI 90Kw 122Cv 1390Cc 2010>2014, Passat B7 1.4 TSI 118Kw 160Cv 1390Cc 2012>2014, Passat B7 1.4 TSI EcoFuel 110Kw 150Cv 1390Cc 2010>2014, Passat B7 1.4 TSI MultiFuel 118Kw 160Cv 1390Cc 2010>2014, Passat B7 118Kw 160Cv 1390Cc 1.6 TDI 2010>2014, Passat B7 77Kw 105Cv 1598Cc 1.8 TSI 2010>2014, Passat B7 112Kw 152Cv 1798Cc 1.8 TSI 2011>2014, Passat B7 118Kw 160Cv 1798Cc 2.0 TDI 2010>2014, Passat B7 100Kw 136Cv 1968Cc 2.0 TDI 2010>2014, Passat B7 103Kw 140Cv 1968Cc 2.0 TDI 2010>2014, Passat B7 125Kw 170Cv 1968Cc 2.0 TDI 2010>2014, Passat B7 130Kw 177Cv 1968Cc 2.0 TSI 2012>2014, Passat B7 155Kw 210Cv 1984Cc 1.4 TSI 2010>2014, Passat B7 Variant 90Kw 122Cv 1390Cc 1.4 TSI 2010>2014, Passat B7 Variant 118Kw 160Cv 1390Cc 1.4 TSI EcoFuel 2012>2014, Passat B7 Variant 110Kw 150Cv 1390Cc 1.4 TSI MultiFuel 2010>2014, Passat B7 Variant 118Kw 160Cv 1390Cc 1.6 TDI 2010>2014, Passat B7 Variant 77Kw 105Cv 1598Cc 1.8 TSI 2010>2014, Passat B7 Variant 112Kw 152Cv 1798Cc 1.8 TSI 2011>2014, Passat B7 Variant 118Kw 160Cv 1798Cc 2.0 TDI 2010>2014, Passat B7 Variant 100Kw 136Cv 1968Cc 2.0 TDI 2010>2014, Passat B7 Variant 103Kw 140Cv 1968Cc 2.0 TDI 2010>2014, Passat B7 Variant 120Kw 163Cv 1968Cc 2008>2011, Passat CC B6 2.0 TDI 125Kw 170Cv 1968Cc 2008>2012, Passat CC B6 2.0 TSI 147Kw 200Cv 1984Cc 2008>2012, Passat CC B6 2.0 TSI 155Kw 211Cv 1984Cc 2010>2012, Polo V 1.6 TDI 55Kw 75Cv 1598Cc 2009>, Sharan 1.4 TSI 110Kw 150Cv 1390Cc 2010>, Sharan 1.4 TSI 110Kw 150Cv 1395Cc 2015>, Sharan 2.0 TDI 85Kw 115Cv 1968Cc 2011>2019, Sharan 2.0 TDI 100Kw 136Cv 1968Cc 2010>, Sharan 2.0 TDI 103Kw 140Cv 1968Cc 2010>, Sharan 103Kw 140Cv 1968Cc 2.0 TDI 2010>, Sharan 110Kw 150Cv 1968Cc 2.0 TDI 2015>, Sharan 125Kw 170Cv 1968Cc 2.0 TDI 2010>, Sharan 130Kw 177Cv 1968Cc 2.0 TDI 2013>, Sharan 135Kw 184Cv 1968Cc 2.0 TDI 4motion 2015>, Sharan 103Kw 140Cv 1968Cc 2.0 TDI 4motion 2011>, Sharan 110Kw 150Cv 1968Cc 2.0 TSI 2015>, Sharan 147Kw 200Cv 1984Cc 2.0 TSI 2010>, Sharan 162Kw 220Cv 1984Cc 1.4 TSI 2015>, Tiguan 90Kw 122Cv 1390Cc 1.4 TSI 2010>2018, Tiguan 92Kw 125Cv 1395Cc 1.4 TSI 2015>2018, Tiguan 110Kw 150Cv 1390Cc 1.4 TSI 2008>2018, Tiguan 110Kw 150Cv 1395Cc 1.4 TSI 2015>2018, Tiguan 118Kw 160Cv 1390Cc 2.0 TDI 2011>2018, Tiguan 81Kw 110Cv 1968Cc 2.0 TDI 2010>, Tiguan 103Kw 140Cv 1968Cc 2.0 TDI 2008>2018, Tiguan 110Kw 150Cv 1968Cc 1.4 TSI 2015>2018, Tiguan 110Kw 150Cv 1968Cc 1.4 TSI 2015>2018, Touran 103Kw 140Cv 1390Cc 1.4 TSI 2006>2010, Touran 1.4 TSI 125Kw 170Cv 1390Cc 2006>2010, Touran 1.4 TSI EcoFuel 110Kw 150Cv 1390Cc 2009>2010, Touran 1.6 75Kw 102Cv 1595Cc 2003>2010, Touran 1.6 FSI 85Kw 115Cv 1598Cc 2003>2007, Touran 1.9 TDI 66Kw 90Cv 1896Cc 2004>2010, Touran 1.9 TDI 74Kw 100Cv 1896Cc 2003>2004, Touran 1.9 TDI 77Kw 105Cv 1896Cc 2003>2010, Touran 2.0 EcoFuel 80Kw 109Cv 1984Cc 2006>2009, Touran 2.0 FSI 110Kw 150Cv 1984Cc 2003>2007, Touran 2.0 TDI 100Kw 136Cv 1968Cc 2003>2010, Touran 2.0 TDI 103Kw 140Cv 1968Cc 2005>2010, Touran 2.0 TDI 125Kw 170Cv 1968Cc 2005>2010, Touran 2.0 TDI 16V 103Kw 140Cv 1968Cc 2003>2010, Touran 1.2 TSI 77Kw 105Cv 1197Cc 2010>2015, Touran 1.4 TSI 103Kw 140Cv 1390Cc 2010>2015, Touran 1.4 TSI 125Kw 170Cv 1390Cc 2010>2015, Touran 1.4 TSI EcoFuel 110Kw 150Cv 1390Cc 2010>2015, Touran 1.6 TDI 66Kw 90Cv 1598Cc 2010>2015, Touran 66Kw 90Cv 1598Cc 1.6 TDI 2010>2015, Touran 77Kw 105Cv 1598Cc 2.0 TDI 2010>2015, Touran 81Kw 110Cv 1968Cc 2.0 TDI 2010>2015, Touran 103Kw 140Cv 1968Cc 2.0 TDI 2010>2015, Touran 125Kw 170Cv 1968Cc 2.0 TDI 2010>2013, Touran 130Kw 177Cv 1968Cc 2013>2016



GS2729

REAR WHEEL SENSOR (BOTH SIDES)

REPLACES / REEMPLAZA:

Mercedes Benz: A0025423118; **EvoBus:** A0025423118; **Iveco:** 9441032808, 5801115879; **DAF:** 1504951, 1315698; **Volvo:** 85105998; **Meritor:** R955335; **Nissan:** 479009X403; **Renault:** 5021170122, 5010604322; **Scania:** 1934568; **Solaris:** 1102905340; **Wabco:** 4410328080; **Diesel Technic:** 121657; **Febi Bilstein:** 14609

APPLICATION / APLICACIÓN:

DAF: 65 CF 1998>2009, 65 FA 1993>1998, 75 CF 1998>2000, 75 FA 1992>2006, 75 FT 1992>2006, 85 CF 1992>2000, 85 FA 1992>2006, 85 FT 2001>2006, 95 XF 1997>2002, 95 FT 2002>2006, 55 FA 2001>2009, 55 FT 2001>2006;

VOLVO: FH 16 2009>;

IVECO: TurboStar 190 1990>1993, TurboTech 190 1990>1992, TurboTech 220 1990>1992, TurboTech 240 1990>1992;

BPW: KHSF 12008-15 ECO Plus 2000



GS2730

FRONT AND REAR WHEEL SENSOR (BOTH SIDES)

REPLACES / REEMPLAZA:

Scania: 2090025, 1784590; **Renault:** 5021170124; **Nissan:** 479009X601; **Fruehalf:** CF104083; **Faun:** 99707007090; **Paccar:** 1506004, 1506007; **Mercedes Benz:** A0035421618; **Wabco:** 4410329050, 4410329632; **Diesel Technic:** 520146

APPLICATION / APLICACIÓN:

SCANIA: Line G 230 2007>, Serie 4 114 C 330 1996>2008



GS2731
FRONT WHEEL SENSOR (BOTH SIDES)
REPLACES / REEMPLAZA:
Bosch: 0 265 008 731

Chevrolet: 94749256

APPLICATION / APLICACIÓN:
CHEVROLET: S10 2.8 4x2 Diesel 2008>2012, Blazer Advantage 4X2 2.4 8V Flexpower 2011

GS2732
REAR WHEEL SENSOR (BOTH SIDES)
REPLACES / REEMPLAZA:
Ford: AV6T2B372EB, 1543165, AV6T2B372EA, 1554782, 1756081, 1682670; **Volvo:** 1317076, 13042888, 31423609; **Bosch:** 0 986 594 605;

Meat & Doria: 90518E; **Bremi:** 51038

APPLICATION / APLICACIÓN:

FORD: C-Max li 1.0 Ecoboost 74Kw 100Cv 998Cc 2012>, C-Max li 1.0 Ecoboost 92Kw 125Cv 998Cc 2012>, C-Max li 1.5 Ecoboost 110Kw 150Cv 1498Cc 2015>, C-Max li 1.5 Ecoboost 134Kw 182Cv 1498Cc 2015>, C-Max li 1.5 Tdci 70Kw 95Cv 1499Cc 2015>, C-Max li 1.5 Tdci 88Kw 120Cv 1499Cc 2015>, C-Max li 1.5 Tdci Econetic 77Kw 105Cv 1499Cc 2015>, C-Max li 1.6 Cng 86Kw 117Cv 1596Cc 2013>2014, C-Max li 1.6 Ecoboost 110Kw 150Cv 1596Cc 2010>, C-Max li 1.6 Ecoboost 134Kw 182Cv 1596Cc 2010>, C-Max li 1.6 Flexifuel 88Kw 120Cv 1596Cc 2011>, C-Max li 1.6 Lpg 86Kw 117Cv 1596Cc 2012>, C-Max li 1.6 Lpg 88Kw 120Cv 1596Cc 2012>, C-Max li 1.6 Tdci 70Kw 95Cv 1560Cc 2010>, C-Max li 1.6 Tdci 85Kw 115Cv 1560Cc 2010>, C-Max li 1.6 Tdci 88Kw 115Cv 1560Cc 2010>, C-Max li 1.6 Tdci 92Kw 125Cv 1596Cc 2010>, C-Max li 2.0 Energi 136Kw 185Cv 1999Cc 2015>, C-Max li 2.0 Tdci 85Kw 115Cv 1997Cc 2011>, C-Max li 2.0 Tdci 100Kw 136Cv 1997Cc 2011>, C-Max li 2.0 Tdci 103Kw 140Cv 1997Cc 2010>, C-Max li 2.0 Tdci 110Kw 150Cv 1997Cc 2015>, C-Max li 2.0 Tdci 120Kw 163Cv 1997Cc 2010>, C-Max li 2.0 Tdci 125Kw 170Cv 1997Cc 2015>, C-Max li Van 1.0 Ecoboost 74Kw 100Cv 998Cc 2012>, C-Max li Van 1.0 Ecoboost 92Kw 125Cv 998Cc 2012>, C-Max li Van 1.5 Ecoboost 110Kw 150Cv 1498Cc 2014>, C-Max li Van 1.5 Ecoboost 134Kw 182Cv 1498Cc 2015>, C-Max li Van 1.5 Tdci Econetic 77Kw 105Cv 1499Cc 2015>, C-Max li Van 1.5 Tdci Econetic 77Kw 105Cv 1499Cc 2015>, C-Max li Van 1.6 Ecoboost 110Kw 150Cv 1596Cc 2010>, C-Max li Van 1.6 Ecoboost 134Kw 182Cv 1596Cc 2010>, C-Max li Van 1.6 Tdci 85Kw 115Cv 1560Cc 2010>, C-Max li Van 2.0 Tdci 85Kw 115Cv 1560Cc 2010>, C-Max li Van 2.0 Tdci 85Kw 115Cv 1997Cc 2011>, C-Max li Van 2.0 Tdci 103Kw 140Cv 1997Cc 2011>, C-Max li Van 2.0 Tdci 110Kw 150Cv 1997Cc 2015>, C-Max li Van 2.0 Tdci 120Kw 163Cv 1997Cc 2010>, C-Max li Van 2.0 Tdci 125Kw 170Cv 1997Cc 2015>, Focus lii 1.0 Ecoboost 92Kw 125Cv 998Cc 2012>, Focus lii 1.5 Ecoboost 110Kw 150Cv 1498Cc 2014>, Focus lii 1.5 Ecoboost 134Kw 182Cv 1498Cc 2014>, Focus lii 1.5 Tdci 70Kw 95Cv 1499Cc 2014>, Focus lii 1.5 Tdci 88Kw 120Cv 1499Cc 2014>, Focus lii 1.5 Tdci Econetic 77Kw 105Cv 1499Cc 2014>, Focus lii 1.6 Ecoboost 110Kw 150Cv 1596Cc 2010>, Focus lii 1.6 Ecoboost 134Kw 182Cv 1596Cc 2010>, Focus lii 1.6 Flexifuel 88Kw 120Cv 1596Cc 2011>, Focus lii 1.6 Lpg 86Kw 117Cv 1596Cc 2012>, Focus lii 1.6 Lpg 88Kw 120Cv 1596Cc 2012>, Focus lii 1.6 Tdci 70Kw 95Cv 1560Cc 2010>, Focus lii 1.6 Tdci 85Kw 115Cv 1560Cc 2010>, Focus lii 1.6 Tdci Econetic 77Kw 105Cv 1560Cc 2012>, Focus lii 1.6 Tdci 88Kw 115Cv 1560Cc 2010>, Focus lii 1.6 Tdci 92Kw 125Cv 1596Cc 2010>, Focus lii 2.0 110Kw 150Cv 1999Cc 2013>, Focus lii 2.0 St 184Kw 250Cv 1999Cc 2012>, Focus lii 2.0 Tdci 85Kw 115Cv 1997Cc 2010>, Focus lii 2.0 Tdci 100Kw 136Cv 1997Cc 2010>, Focus lii 2.0 Tdci 103Kw 140Cv 1997Cc 2010>, Focus lii 2.0 Tdci 110Kw 150Cv 1997Cc 2014>, Focus lii 2.0 Tdci 120Kw 163Cv 1997Cc 2010>, Focus lii 2.0 Tdci St 136Kw 185Cv 1997Cc 2014>, Focus lii 2.3 Rs Awd 257Kw 350Cv 2261Cc 2015>, Focus lii Electric 107Kw 145Cv 0Cc 2013>, Focus lii Estate Van 1.0 Ecoboost 74Kw 100Cv 998Cc 2012>, Focus lii Estate Van 1.0 Ecoboost 92Kw 125Cv 998Cc 2012>, Focus lii Estate Van 1.5 Ecoboost 110Kw 150Cv 1498Cc 2014>, Focus lii Estate Van 1.5 Ecoboost 134Kw 182Cv 1498Cc 2014>, Focus lii Estate Van 1.5 Tdci 70Kw 95Cv 1499Cc 2014>, Focus lii Estate Van 1.5 Tdci 88Kw 120Cv 1499Cc 2014>, Focus lii Estate Van 1.5 Tdci Econetic 77Kw 105Cv 1499Cc 2014>, Focus lii Estate Van 2.0 Tdci 110Kw 150Cv 1997Cc 2014>, Focus lii Saloon 1.0 Ecoboost 74Kw 100Cv 998Cc 2012>, Focus lii Saloon 1.0 Ecoboost 92Kw 125Cv 998Cc 2012>, Focus lii Saloon 1.5 Ecoboost 110Kw 150Cv 1498Cc 2014>, Focus lii Saloon 1.5 Ecoboost 134Kw 182Cv 1498Cc 2014>, Focus lii Saloon 1.5 Tdci 70Kw 95Cv 1499Cc 2014>, Focus lii Saloon 1.5 Tdci Econetic 77Kw 105Cv 1499Cc 2014>, Focus lii Saloon 1.6 Ecoboost 110Kw 150Cv 1596Cc 2010>, Focus lii Saloon 1.6 Ecoboost 134Kw 182Cv 1596Cc 2010>, Focus lii Saloon 1.6 Flexifuel 88Kw 120Cv 1596Cc 2010>, Focus lii Saloon 1.6 Flexifuel 110Kw 150Cv 1596Cc 2013>, Focus lii Saloon 1.6 Tdci 70Kw 95Cv 1560Cc 2010>, Focus lii Saloon 1.6 Tdci 77Kw 105Cv 1560Cc 2012>, Focus lii Saloon 1.6 Tdci 85Kw 115Cv 1560Cc 2010>, Focus lii Saloon 1.6 Tdci 92Kw 125Cv 1596Cc 2010>, Focus lii Saloon 1.6 Tdci 92Kw 125Cv 1596Cc 2010>, Focus lii Saloon 2.0 110Kw 150Cv 1999Cc 2013>, Focus lii Saloon 2.0 Tdci 85Kw 115Cv 1997Cc 2010>, Focus lii Saloon 2.0 Tdci 100Kw 136Cv 1997Cc 2010>, Focus lii Saloon 2.0 Tdci 103Kw 140Cv 1997Cc 2010>, Focus lii Saloon 2.0 Tdci 110Kw 150Cv 1997Cc 2014>, Focus lii Saloon 2.0 Tdci 120Kw 163Cv 1997Cc 2010>, Focus lii Saloon 2.0 Tdci 120Kw 163Cv 1997Cc 2010>, Focus lii Saloon 2.0 Tdci 125Kw 170Cv 1997Cc 2015>, Focus lii Saloon 2.0 Tdci St 136Kw 185Cv 1997Cc 2014>, Grand C-Max 1.0 Ecoboost 74Kw 100Cv 998Cc 2012>, Grand C-Max 1.0 Ecoboost 92Kw 125Cv 998Cc 2012>, Grand C-Max 1.5 Ecoboost 110Kw 150Cv 1498Cc 2015>, Grand C-Max 1.5 Ecoboost 134Kw 182Cv 1498Cc 2015>, Grand C-Max 1.5 Tdci 70Kw 95Cv 1499Cc 2015>, Grand C-Max 1.5 Tdci 88Kw 120Cv 1499Cc 2015>, Grand C-Max 1.6 Ecoboost 110Kw 150Cv 1596Cc 2010>, Grand C-Max 1.6 Ecoboost 134Kw 182Cv 1596Cc 2010>, Grand C-Max 1.6 Tdci 70Kw 95Cv 1560Cc 2010>, Grand C-Max 1.6 Tdci 85Kw 115Cv 1560Cc 2010>, Grand C-Max 1.6 Tdci 92Kw 125Cv 1596Cc 2010>, Grand C-Max 1.6 Tdci 92Kw 125Cv 1596Cc 2010>, Grand C-Max 2.0 Tdci 85Kw 115Cv 1997Cc 2011>, Grand C-Max 2.0 Tdci 100Kw 136Cv 1997Cc 2011>, Grand C-Max 2.0 Tdci 103Kw 140Cv 1997Cc 2010>, Grand C-Max 2.0 Tdci 110Kw 150Cv 1997Cc 2015>, Grand C-Max 2.0 Tdci 120Kw 163Cv 1997Cc 2010>, Grand C-Max 2.0 Tdci 125Kw 170Cv 1997Cc 2015>, Grand C-Max Van 1.0 Ecoboost 74Kw 100Cv 998Cc 2012>, Grand C-Max Van 1.0 Ecoboost 92Kw 125Cv 998Cc 2012>, Grand C-Max Van 1.5 Ecoboost 110Kw 150Cv 1498Cc 2015>, Grand C-Max Van 1.5 Tdci 88Kw 120Cv 1499Cc 2015>, Grand C-Max Van 1.6 Ecoboost 110Kw 150Cv 1596Cc 2010>, Grand C-Max Van 1.6 Tdci 70Kw 95Cv 1560Cc 2010>, Grand C-Max Van 1.6 Tdci 85Kw 115Cv 1560Cc 2010>, Grand C-Max Van 2.0 Tdci 85Kw 115Cv 1997Cc 2011>, Grand C-Max Van 2.0 Tdci 103Kw 140Cv 1997Cc 2010>, Grand C-Max Van 2.0 Tdci 110Kw 150Cv 1997Cc 2015>, Grand C-Max Van 2.0 Tdci 120Kw 163Cv 1997Cc 2010>, Grand C-Max Van 2.0 Tdci 125Kw 170Cv 1997Cc 2015>, Kuga li 1.5 Ecoboost 88Kw 120Cv 1499Cc 2016>, Kuga li 1.5 Ecoboost 110Kw 150Cv 1499Cc 2014>, Kuga li 1.5 Ecoboost 4X4 134Kw 182Cv 1499Cc 2014>, Kuga li 1.6 Ecoboost 110Kw 150Cv 1596Cc 2013>, Kuga li 1.6 Ecoboost 4X4 110Kw 150Cv 1596Cc 2013>, Kuga li 1.6 Ecoboost 4X4 134Kw 182Cv 1596Cc 2013>, Kuga li 2.0 Tdci 88Kw 120Cv 1998Cc 2014>, Kuga li 2.0 Tdci 100Kw 136Cv 1997Cc 2013>, Kuga li 2.0 Tdci 103Kw 140Cv 1997Cc 2013>, Kuga li 2.0 Tdci 110Kw 150Cv 1997Cc 2014>, Kuga li 2.0 Tdci 4X4 100Kw 136Cv 1997Cc 2013>, Kuga li 2.0 Tdci 4X4 103Kw 140Cv 1997Cc 2013>, Kuga li 2.0 Tdci 4X4 110Kw 150Cv 1997Cc 2014>, Kuga li 2.0 Tdci 4X4 120Kw 163Cv 1998Cc 2013>, Kuga li 2.0 Tdci 4X4 132Kw 180Cv 1998Cc 2014>...

CONTINUE...



GS2732

REAR WHEEL SENSOR (BOTH SIDES)

REPLACES / REEMPLAZA:

Ford: AV6T2B372EB, 1543165, AV6T2B372EA, 1554782, 1756081, 1682670; **Volvo:** 1317076, 13042888, 31423609; **Bosch:** 0 986 594 605;

Meat & Doria: 90518E; **Bremi:** 51038

APPLICATION / APLICACIÓN:

...**FORD:** Tourneo Connect / Grand Tourneo Connect V408 Mpv 1.6 Tdci 85Kw 115Cv 1560Cc 2013>, Transit Connect Mpv 1.5 Tdci 55Kw 75Cv 1499Cc 2015>, Transit Connect Mpv 1.5 Tdci 74Kw 101Cv 1499Cc 2015>, Transit Connect Mpv 1.5 Tdci 88Kw 120Cv 1499Cc 2015>, Transit Connect Mpv 1.6 Tdci 55Kw 75Cv 1560Cc 2013>, Transit Connect Mpv 1.6 Tdci 70Kw 95Cv 1560Cc 2013>, Transit Connect Mpv 1.6 Tdci 85Kw 115Cv 1560Cc 2013>, Transit Connect V408 Box Body/Mpv 1.0 Ecoboost 74Kw 100Cv 998Cc 2013>, Transit Connect V408 Box Body/Mpv 1.5 Tdci 74Kw 101Cv 1499Cc 2015>, Transit Connect V408 Box Body/Mpv 1.5 Tdci 88Kw 120Cv 1499Cc 2015>, Transit Connect V408 Box Body/Mpv 1.6 Ecoboost 110Kw 150Cv 1596Cc 2013>, Transit Connect V408 Box Body/Mpv 1.6 Tdci 55Kw 75Cv 1560Cc 2013>, Transit Connect V408 Box Body/Mpv 1.6 Tdci 70Kw 95Cv 1560Cc 2013>, Transit Connect V408 Box Body/Mpv 1.6 Tdci 85Kw 115Cv 1560Cc 2013>;

VOLVO: V40 Hatchback D2 84Kw 114Cv 1560Cc 2012>, V40 Hatchback D2 88Kw 120Cv 1969Cc 2015>2018, V40 Hatchback D3 110Kw 150Cv 1984Cc 2012>2015, V40 Hatchback D3 110Kw 150Cv 1969Cc 2015>, V40 Hatchback D4 130Kw 177Cv 1984Cc 2012>, V40 Hatchback D4 140Kw 190Cv 1969Cc 2014>, V40 Hatchback T2 90Kw 122Cv 1969Cc 2015>, V40 Hatchback T2 90Kw 122Cv 1498Cc 2015>2018, V40 Hatchback T2 Gtdi 88Kw 120Cv 1596Cc 2013>2015, V40 Hatchback T3 112Kw 152Cv 1969Cc 2015>2018, V40 Hatchback T3 112Kw 152Cv 1498Cc 2015>2018, V40 Hatchback T3 Gtdi 110Kw 150Cv 1596Cc 2012>, V40 Hatchback T4 132Kw 180Cv 1984Cc 2013>2015, V40 Hatchback T4 147Kw 200Cv 1596Cc 2014>2015, V40 Hatchback T4 Awd 132Kw 180Cv 1984Cc 2013>, V40 Hatchback T4 Awd 140Kw 190Cv 1969Cc 2014>, V40 Hatchback T4 Gtdi 132Kw 180Cv 1596Cc 2012>, V40 Hatchback T5 157Kw 214Cv 1984Cc 2013>2015, V40 Hatchback T5 180Kw 245Cv 1969Cc 2014>, V40 Hatchback T5 183Kw 249Cv 2497Cc 2014>, V40 Hatchback T5 187Kw 254Cv 2497Cc 2012>, V40 Hatchback T5 Awd 157Kw 214Cv 1984Cc 2013>, V40 Hatchback T5 Awd 180Kw 245Cv 1969Cc 2014>, V40 Hatchback T5 Awd 187Kw 254Cv 2497Cc 2013>;

VW: Jetta Iv 1.4 Tsi 110Kw 150Cv 1390Cc 2011>



GS2733

FRONT WHEEL SENSOR (BOTH SIDES)

REPLACES / REEMPLAZA:

Bosch: 0 265 008 733

Chevrolet: 94749255

APPLICATION / APLICACIÓN:

Chevrolet: S10 2.8



GS2734

FRONT AND REAR WHEEL SENSOR (BOTH SIDES)

REPLACES / REEMPLAZA:

VW: WHT005651, 95860640501; **Bosch:** 0 986 594 620;

A.B.S.: 31216

APPLICATION / APLICACIÓN:

VW: Touareg 3.6 V6 FSI 2010>2017, Touareg 4.2 V8 FSI 2011>2017;

AUDI: Q7 3.0 TFSI quattro 2010>2015



GS2735

REAR WHEEL SENSOR (RIGHT SIDE)

REPLACES / REEMPLAZA:

Hyundai: 956812B000; **A.B.S.:** 30888;

Meat & Doria: 90500

APPLICATION / APLICACIÓN:

HYUNDAI: Santa Fé li 2.0 Crdi 2010>, Santa Fé li 2.0 Crdi 4X4 2010>, Santa Fé li 2.2 Crdi 2006>, Santa Fé li 2.2 Crdi 4X4 2006>, Santa Fé li 2.2 Crdi Gls 2006>, Santa Fé li 2.2 Crdi Gls 4X4 2006>, Santa Fé li 2.4 2010>, Santa Fé li 2.4 4X4 2010>, Santa Fé li 2.7 V6 Gls 2006>, Santa Fé li 2.7 V6 Gls 4X4 2006>



GS2736

FRONT AND REAR WHEEL SENSOR (BOTH SIDES)

REPLACES / REEMPLAZA:

DAF: 1506003; **Scania:** 2090023; **Wabco:** 4410328790,

4029106400, 4410329972; **Diesel Technic:** 520147;

Cojali: 2260052; **Febi Bilstein:** 45779

APPLICATION / APLICACIÓN:

DAF: XF 95.380 2002>2006, XF 95.430 2002>2006, XF 95.480 2002>2006, XF 95.530 2002>2006



GS2737

REAR WHEEL SENSOR (BOTH SIDES)

REPLACES / REEMPLAZA:

Mercedes Benz: A0025423818; **DAF:** 1518009; **Wabco:**

4410329200; **Febi Bilstein:** 35332; **Diesel Technic:**

463785

APPLICATION / APLICACIÓN:

MERCEDES BENZ: Axor 1933 2010>, Axor 2036 2011>, Axor 2041 2018>, Axor 2533 2011>, Axor 2536 2011>, Axor 2541 2011>, Axor 2544 2011>, Axor 2641 2011>, Axor 2644 2011>



GS2738

REPLACES / REEMPLAZA:

Mercedes Benz: A0011530420, A0001539620,

A0001538620, A0011530220; **Continental/ VDO:**

340804077011Z; **Diesel Technic:** 462918, 462919

APPLICATION / APLICACIÓN:

MERCEDES BENZ: MK 1234 1992>1996, MK 1424 1987>1996, MK 1427 1993>1996, MK 1624 1987>1996, MK 1733 1987>1996, MK 1734 1987>1996, MK 1824 1994>1996, MK 1827 1994>1996, MK 1831 1987>1996, MK 2327 1987>1996, MK 2431 1987>1996, MK 2433 1987>1996, MK 2434 1987>1996, MK 2524 1987>1996, MK 2527 1987>1996, MK 2531 1987>1996, MK 2534 1987>1996, MK 3231 1987>1996, SK 1831 1987>1996, SK 1834 1987>1996, SK 2024 1994>1996, SK 2031 1992>1996, SK 2531 1987>1996, SK 2534 1987>1996, SK 2631 1988>1996, SK 2634 1992>1996, SK 3234 1992>1996, SK 3534 1993>1996


GS2739
REAR WHEEL SENSOR (LEFT SIDE)

REPLACES / REEMPLAZA:

Mercedes Benz: A0015423318, A0015428818; **Wabco:** 4410324870, 4410329210; **Febi Bilstein:** 35330; **Diesel Technic:** 463785

APPLICATION / APLICACIÓN:

MERCEDES BENZ: 1938 S 2006>, LS 1938 2006>

PS: set of GS2749

GS2740
REAR WHEEL SENSOR (RIGHT SIDE)

REPLACES / REEMPLAZA:

Iveco: 41200611; **Wabco:** 4410328630, 4410328620; **DAF:** 1524830; **Diesel Technic:** 736901; **Cojali:** 2261024

APPLICATION / APLICACIÓN:

IVECO: Eurostar LD 390 1999>2002, Eurostar LD 430 1993>2002, Eurostar LD 480 2001>2002, Eurotech MP 390 1999>, Eurotech MP 430 1999>, Eurotrakker 352 1999>2004, Eurotrakker 440 2000>2004

GS2741
REAR WHEEL SENSOR (LEFT SIDE)

REPLACES / REEMPLAZA:

Renault: 7700834761

APPLICATION / APLICACIÓN:

Renault: Megane Mk1 hatch /estate/coupe, Scenic

PS: set of GS2742

GS2742
FRONT WHEEL SENSOR (RIGHT SIDE)

REPLACES / REEMPLAZA:

Renault: 7700834762

APPLICATION / APLICACIÓN:

Renault: Megane Mk1 hatch /estate/coupe, Scenic

PS: set of GS2741

GS2743
REAR WHEEL SENSOR (BOTH SIDES)

REPLACES / REEMPLAZA:

Iveco: 41200561, 41200562, 98419513; **DAF:** 1524828; **Wabco:** 4410328580, 4410328590, 4410359242; **Febi Bilstein:** 46362; **Diesel Technic:** 736900

APPLICATION / APLICACIÓN:

IVECO: Eurocargo 150E28 2007>, Eurocargo 160E30 2007>2013, Eurocargo 180E30 2005>2013, Eurotrakker 450E37 1997>1999, Eurotech 740E42TZ 2002>2006, Eurotech 450E37TB 1998>2006, Eurotech 450E37TM 1998>2006, Stralis 740S41TZNR 2010>2012, Stralis 740S42TZTA 2010>2012, Stralis 740S42TZTB 2010>2012, Stralis 740S46T 2010>2012, Stralis 800S44TTA 2013>, Stralis 800S44TTB 2013>2015, Stralis 800S48TTA 2013>

GS2744
REAR WHEEL SENSOR (LEFT SIDE)

REPLACES / REEMPLAZA:

Iveco: 41200584; **DAF:** 1524829, 1535533; **Mercedes Benz:** A0045423816; **Wabco:** 4410328620; **Febi Bilstein:** 45826; **Diesel Technic:** 736902

APPLICATION / APLICACIÓN:

IVECO: Stralis AS 440S40 2002>, Stralis AS 440S43 2002>, Stralis AS 440S48 2002>, Stralis AS 440S54 2002>; **MERCEDES BENZ:** O 500, S 500, Setra S400

GS2746
REAR WHEEL SENSOR (BOTH SIDES)

REPLACES / REEMPLAZA:

Renault: 7700411746, 7700415683; **Bosch:** 0 265 006 385; **A.B.S.:** 30472; **Mobiletron:** AB-EU347

APPLICATION / APLICACIÓN:

RENAULT: Clio li 1.0 2000>, Clio li 1.2 1998>, Clio li 1.2 16V 2001>, Clio li 1.2 Lpg 1998>, Clio li 1.2 Lpg 1999>, Clio li 1.4 1998>, Clio li 1.4 16V 1999>, Clio li 1.4 16V 2000>, Clio li 1.5 Dci 2001>, Clio li 1.6 1998>, Clio li 1.6 16V 1999>, Clio li 1.6 16V 1998>, Clio li 1.6 Authentique Hi-Flex 2004>, Clio li 1.6 Flex 2000>, Clio li 1.6 Hi-Flex 2005>, Clio li 1.9 D 1998>, Clio li 1.9 D 2000>, Clio li 1.9 Dti 1999>, Clio li 2.0 16V Sport 2000>, Clio li 3.0 V6 Sport 2000>, Clio li 3.0 V6 Sport 2002>, Clio li Box 1.2 1999>, Clio li Box 1.2 1998>, Clio li Box 1.5 Dci 2001>, Clio li Box 1.9 D 1998>, Clio li Box 1.9 D 2000>, Clio li Box 1.9 D 1999>, Clio li Box 1.9 Dti 2000>, Thalia I 1.2 16V 2002>, Thalia I 1.4 2000>, Thalia I 1.4 16V 2000>, Thalia I 1.5 Dci 2001>, Thalia I 1.6 1998>, Thalia I 1.6 16V 1999>, Thalia I 1.9 D 1998>

GS2747
REAR WHEEL SENSOR (LEFT SIDE)

REPLACES / REEMPLAZA:

Nissan: 479019CA5A, 47901EA005; **Meat & Doria:** 90756E

APPLICATION / APLICACIÓN:

NISSAN: Np300 Navara 2.5 Dci 2005>, Np300 Navara 2.5 Dci 4Wd 2005>, Np300 Navara 2.5 Dci 4Wd 2009>, Np300 Navara 3.0 Dci 4Wd 2010>, Np300 Navara Platform/Chassis 2.5 Dci 2005>, Np300 Navara Platform/Chassis 2.5 Dci 4Wd 2005>, Np300 Navara Platform/Chassis 3.0 Dci 2010>

GS2748
REAR WHEEL SENSOR (LEFT SIDE)

REPLACES / REEMPLAZA:

Mercedes Benz: A0015428918

APPLICATION / APLICACIÓN:

MERCEDES BENZ: Accelo 815 2012>, Actros 2646 2010>, Actos 2551 2016>, O-500R 2020>, O-500RSD 2015>

GS2749
REAR WHEEL SENSOR (BOTH SIDES)

REPLACES / REEMPLAZA:

Mercedes Benz: A0015428918; **Meritor:** 2237E1435; **Wabco:** 4410329420; **Febi Bilstein:** 35332; **Diesel Technic:** 464937

APPLICATION / APLICACIÓN:

MERCEDES BENZ: Accelo 815 2012>, Actros 2646 2010>, Actos 2551 2016>, O-500R 2020>, O-500RSD 2015>

PS: Set of GS2739



GS2750

FRONT WHEEL SENSOR (LEFT SIDE)

REPLACES / REEMPLAZA:

Toyota: 8954333080; A.B.S.: 31111

APPLICATION / APLICACIÓN:

LEXUS: Es 3.5 2006>;

TOYOTA: Aurion 3.5 2006>, Camry Saloon 2.4 2006>, Camry Saloon 3.5 2006>



GS2751

FRONT WHEEL SENSOR (BOTH SIDES)

REPLACES / REEMPLAZA:

Mercedes Benz: A0025422518, A0025422218; Cojali: 2260058; Wabco: 4410328510; Febi Bilstein: 45775; Diesel Technic: 463784

APPLICATION / APLICACIÓN:

MERCEDES BENZ: Actros 2631 2003>, Actros 2632 2003>, Actros 2635 2003>, Actros 2636 2003>, Actros 2640 2003>, Actros 2641 2003>, Actros 2643 2003>, Actros 2644 2003>, Actros 2646 2003>, Actros 2648 2003>, Actros 2650 2003>, Actros 2651 2003>, Actros 2653 2003>, Actros 2654 2003>, Actros 2655 2003>, Actros 2658 2003>, Actros 3231 2003>, Actros 3232 2003>, Actros 3235 2003>, Actros 3236 2003>, Actros 3240 2003>, Actros 3241 2003>, Actros 3243 2002>, Actros 3244 2003>, Actros 3246 2003>, Actros 3248 2003>, Actros 3331 2003>, Actros 3332 2003>, Actros 3335 2003>, Actros 3336 2003>, Actros 3341 2003>, Actros 3343 2003>, Actros 3344 2003>, Actros 3346 2003>, Actros 3348 2003>, Actros 3350 2003>, Actros 3351 2003>, Actros 3354 2003>, Actros 3355 2003>, Actros 3358 2003>, Actros 3360 2003>, Actros 4140 2003>, Actros 4141 2003>, Actros 4143 2003>, Actros 4144 2003>, Actros 4146 2003>, Actros 4148 2003>, Actros 4150 2003>, Actros 4151 2005>, Actros 4155 2003>, Actros 4160 2003>, Actros 5041 2008>, Actros 5044 2008>, Actros 5046 2008>, Atego 2628 1998>2004, Axor 2633 2004>, Axor 2636 2004>, Axor 2640 2004>, Axor 2643 2004>, Axor 3240 2004>, Axor 3243 2004>, Axor 3335 2009>, Axor 3340 2004>, Axor 4135 2009>, Axor 4140 2009>, Axor 4143 2009>



GS2752

FRONT WHEEL SENSOR (BOTH SIDES)

REPLACES / REEMPLAZA:

Mercedes Benz: A0005429618; DAF: 1517455; Wabco: 4410327280, 4410321840; Febi Bilstein: 35331; Diesel Technic: 463114

APPLICATION / APLICACIÓN:

MERCEDES BENZ: Accelo 815 2012>, 1938 S 2006>, LS 1938 2006>



GS2753

FRONT WHEEL SENSOR (BOTH SIDES)

REPLACES / REEMPLAZA:

Mercedes Benz: A0015426818, A0005426918; Wabco: 4410328200; Febi Bilstein: 45824; Diesel Technic: 464931

APPLICATION / APLICACIÓN:

MERCEDES BENZ: Actros 2646 LS 2010>2019, Actros 2651 LS 2016>2019, Actros 2551 S 2017>2020, Actros 4844 K 2009>2019, Axor 4144 2008>2017



GS2754

FRONT WHEEL SENSOR (LEFT SIDE)

REPLACES / REEMPLAZA:

Honda: 57455XS003; A.B.S.: 30850

APPLICATION / APLICACIÓN:

HONDA: Cr-V Iii 2.0 I-Vtec 2007>, Cr-V Iii 2.0 I-Vtec 4Wd 2006>, Cr-V Iii 2.2 I-Ctdi 4Wd 2007>, Cr-V Iii 2.2 I-Dtec 4Wd 2007>, Cr-V Iii 2.4 2006>, Cr-V Iii 2.4 2007>, Cr-V Iii 2.4 4Wd 2006>, Cr-V Iii 2.4 I-Vtec 4Wd 2007>, Cr-V Iii 2.4 I-Vtec 4Wd 2006>, Cr-V Iii 2.4 I-Vtec 4Wd 2009>, Cr-V Iv 2.0 2012>



GS2755

REAR WHEEL SENSOR (LEFT SIDE)

REPLACES / REEMPLAZA:

Honda: 57475XS003, 57475XS013; A.B.S.: 31291

APPLICATION / APLICACIÓN:

HONDA: Cr-V Iii 2.0 I-Vtec 2007>, Cr-V Iii 2.0 I-Vtec 4Wd 2006>, Cr-V Iii 2.2 I-Ctdi 4Wd 2007>, Cr-V Iii 2.2 I-Dtec 4Wd 2007>, Cr-V Iii 2.4 2006>, Cr-V Iii 2.4 2007>, Cr-V Iii 2.4 4Wd 2006>, Cr-V Iii 2.4 I-Vtec 4Wd 2007>, Cr-V Iii 2.4 I-Vtec 4Wd 2006>, Cr-V Iii 2.4 I-Vtec 4Wd 2009>, Cr-V Iv 2.0 2012>



GS2756

FRONT WHEEL SENSOR (RIGHT SIDE)

REPLACES / REEMPLAZA:

Hyundai: 598302H300, 598302L300; A.B.S.: 30871; Meat & Doria: 90477

APPLICATION / APLICACIÓN:

HYUNDAI: I30 1.4 2007>, I30 1.6 2007>, I30 1.6 Crdi 2007>, I30 2.0 2007>, I30 2.0 Crdi 2007>, I30 Estate 1.4 2007>, I30 Estate 1.6 2007>, I30 Estate 1.6 Crdi 2007>, I30 Estate 2.0 2007>, I30 Estate 2.0 Crdi 2007>



GS2757

REAR WHEEL SENSOR (RIGHT SIDE)

REPLACES / REEMPLAZA:

Hyundai: 599302H300; A.B.S.: 31505; Meat & Doria: 90479

APPLICATION / APLICACIÓN:

HYUNDAI: I30 1.4 2007>, I30 1.6 2007>, I30 1.6 Crdi 2007>, I30 2.0 2007>, I30 2.0 Crdi 2007>, I30 Estate 1.4 2007>, I30 Estate 1.6 2007>, I30 Estate 1.6 Crdi 2007>, I30 Estate 2.0 2007>, I30 Estate 2.0 Crdi 2007>



GS2759

FRONT WHEEL SENSOR (BOTH SIDES)

REPLACES / REEMPLAZA:

Mercedes Benz: A0025420518; Wabco: 4410328190; Febi Bilstein: 45773

APPLICATION / APLICACIÓN:

MERCEDES-BENZ: Actros 1831 1996>2002, Actros 1835 1996>2002, Actros 1840 1996>2002, Actros 1843 1996>2002, Actros 1848 1996>2002, Actros 1853 1996>2002, Actros 1857 1997>2002, Actros 2031 1997>2002, Actros 2035 1997>2002, Actros 2040 1996>2002, Actros 2531 1996>2002, Actros 2535 1996>2002, Actros 2540 1996>2002, Actros 2543 1996>2002, Actros 2548 1996>2002, Actros 255x63x653 1996>2002, Actros 2657 1997>2002, Actros 3235 1997>2002, Actros 3240 1997>2002, Actros 3331 1997>2002, Actros 3335 1997>2002, Actros 3340 1997>2002, Actros 3343 1997>2002, Actros 3348 1997>2002, Actros 3353 1997>2002, Atego 1015 2004>, Atego 1016 2004>, Atego 1017 2004>, Atego 1018 2004>, Atego 1022 2004>, Atego 1023 2004>, Atego 1024 2004>, Atego 1026 2004>, Atego 1029 2004>, Atego 1215 2004>, Atego 1216 2004>, Atego 1218 2004>, Atego 1222 2004>, Atego 1223 2004>, Atego 1224 2004>, Atego 1226 2004>2014, Atego 1228 2004>, Atego 1229 2004>, Atego 712 2004>, Atego 715 2004>, Atego 812 2004>, Atego 815 2004>, Atego 816 2004>, Atego 818 2004>, Atego 822 2004>, Atego 823 2004>, Atego 824 2004>, Atego 915 2004>, Atego 916 2004>, Atego 918 2004>, Atego 922 2004>, Atego 923 2004>, Atego 924 2004>

GS2760
FRONT WHEEL SENSOR (BOTH SIDES)
REPLACES / REEMPLAZA:
Mercedes Benz: A6255420018; **Wabco:** 4410328600;
Cojali: 2260055; **Febi Bilstein:** 45778

APPLICATION / APLICACIÓN:
MERCEDES-BENZ: Actros 1832 2003>, Actros 1836 2003>, Actros 1841 2003>, Actros 1844 2003>, Actros 1846 2003>, Actros 1848 2003>, Actros 1850 2003>, Actros 1854 2003>, Actros 1855x63x650 2003>, Actros 2651 2003>, Actros 2654 2003>, Actros 2655 2003>, Actros 2658 2003>, Actros 2660 2008>, Actros 2665 2003>, Actros 3331 2003>, Actros 3332 2003>, Actros 3336 2003>, Actros 3341 2003>, Actros 3344 2003>, Actros 3346 2003>, Actros 3348 2003>, Actros 3355 2003>

GS2761
REAR WHEEL SENSOR (LEFT SIDE)
REPLACES / REEMPLAZA:
Mercedes Benz: A0035424518; **Wabco:** 4410328600;
Diesel Technic: 464930; **Cojali:** 2260055; **Febi Bilstein:** 45778; **Hella:** 6PU230048591

APPLICATION / APLICACIÓN:
MERCEDES-BENZ: Actros 313 2003>, Actros 320 2003>, Actros 354 2003>, Actros 360 2003>, Actros 394 2003>, Actros 408 2003>, Actros 428 2003>, Actros 435 2003>, Actros 456 2003>, Actros 476 2003>, Actros 503 2003>, Actros 510 2003>, Actros 530 2003>, Actros 537 2003>, Actros 551 2003>, Actros 578 2003>, Actros 598 2003>, Atego 279 1998>2004, Axor 279 2004>, Axor 326 2004>, Axor 354 2009>, Axor 360 2004>, Axor 401 2004>, Axor 428 2004>

GS2762
REAR WHEEL SENSOR (BOTH SIDES)
REPLACES / REEMPLAZA:
Nissan: 47900W0600

APPLICATION / APLICACIÓN:
NISSAN Pathfinder 2000>2004

GS2763
REAR WHEEL SENSOR (BOTH SIDES)
REPLACES / REEMPLAZA:
Mercedes Benz: A0035423518; **Wabco:** 4410329410; **Cojali:** 2260051; **Diesel Technic:** 464932; **Febi Bilstein:** 45774

APPLICATION / APLICACIÓN:
MERCEDES-BENZ: Actros 1832 2003>, Actros 1836 2003>, Actros 1841 2003>, Actros 1844 2003>, Actros 1846 2003>, Actros 1848 2003>, Actros 1850 2003>, Actros 1854 2003>, Actros 1855x63x650 2003>, Actros 2651 2003>, Actros 2653 2003>, Actros 2654 2003>, Actros 2655 2003>, Actros 2658 2003>, Actros 2660 2005>, Actros 2665 2003>, Actros 531 1996>2002, Actros 535 1996>2002, Actros 540 1996>2002, Actros 543 1996>2002, Actros 831 1996>2002, Actros 835 1996>2002, Actros 840 1996>2002, Actros 843 1996>2002, Atego 1015 2004>, Atego 1016 2004>, Atego 1017 1998>, Atego 1018 2004>, Atego 1022 2004>, Atego 1023 1998>2004, Atego 1024 2004>, Atego 1215 2004>, Atego 1216 2004>, Atego 1218 2004>, Atego 1222 2004>, Atego 1223 1998>, Atego 1224 2004>, Atego 1322 2004>, Atego 1323 2004>, Atego 1324 2004>, Atego 1326 2004>, Atego 1328 1998>, Atego 1329 2004>, Atego 1517 1998>2004, Atego 1518 2004>, Atego 1522 2004>, Atego 1523 1998>, Atego 1524 2004>, Atego 1526 2004>, Atego 1528 1998>, Atego 1529 2004>, Atego 1823 1998>2004, Atego 1828 1998>2004, Atego 2528 1998>2004, Atego 2628 1998>2004, Atego 814 1998>2004, Atego 815 2004>, Atego 815 1998>2004, Atego 816 2004>, Atego 817 1998>2004, Atego 818 2004>, Atego 822 2004>, Atego 823 1998>2004, Atego 824 2004>, Atego 915 2004>, Atego 916 2004>, Atego 917 1998>2004, Atego 918 2004>, Atego 922 2004>, Atego 923 1998>2004, Atego 924 2004>, Axor 1823 2004>, Axor 1824 2004>, Axor 1826 2004>, Axor 1828 2004>, Axor 1829 2004>, Axor 1833 2004>, Axor 2528 2004>, Axor 2529 2004>, Axor 2533 2004>, Axor 2535 2004>, Axor 2536 2004>, Axor 2540 2004>, Axor 2543 2004>, Axor 2628 2004>, Axor 2629 2004>, Axor 2633 2004>

GS2764
REAR WHEEL SENSOR (RIGHT SIDE)
REPLACES / REEMPLAZA:
Mitsubishi: 4670A580, MN116244;

Meat & Doria: 90908E

APPLICATION / APLICACIÓN:
MITSUBISHI: Asx 1.6 Mivec 2010>, Asx 1.8 2008>, Asx 1.8 Di-D 2010>, Asx 1.8 Di-D 4Wd 2010>, Asx 2.0 Mivec 2010>, Asx 2.0 Mivec 4Wd 2010>, Lancer Viii 1.5 2008>, Lancer Viii 1.5 Bifuel 2010>, Lancer Viii 1.6 Mivec 2010>, Lancer Viii 1.8 2008>, Lancer Viii 1.8 Bifuel 2010>, Lancer Viii 1.8 Di-D 2010>, Lancer Viii 1.8 Flexfuel 2009>, Lancer Viii 1.8 Flexfuel 2010>, Lancer Viii 1.8 Mivec 2009>, Lancer Viii 2.0 2006>, Lancer Viii 2.0 2013>, Lancer Viii 2.0 Di-D 2008>, Lancer Viii Sportback 1.5 2008>, Lancer Viii Sportback 1.5 Bifuel 2010>, Lancer Viii Sportback 1.6 Mivec 2010>, Lancer Viii Sportback 1.8 2008>, Lancer Viii Sportback 1.8 Bifuel 2010>, Lancer Viii Sportback 1.8 Di-D 2010>, Lancer Viii Sportback 1.8 Flex 2009>, Lancer Viii Sportback 1.8 Mivec 2009>, Lancer Viii Sportback 2.0 Di-D 2008>, Outlander li 2.0 2006>, Outlander li 2.0 4Wd 2006>, Outlander li 2.2 Di-D 2006>, Outlander li 2.2 Di-D 4Wd 2006>

GS2765
FRONT WHEEL SENSOR (RIGHT SIDE)
REPLACES / REEMPLAZA:
Kia: 598301M300; **Meat & Doria:** 90838, 90838E

APPLICATION / APLICACIÓN:
KIA: Cerato li Saloon 1.6 2010>, Cerato li Saloon 1.6 Cvvt 2009>, Cerato li Saloon 2.0 2009>, Cerato Koup 1.6 Cvvt 2009>, Cerato Koup 2.0 Cvvt 2009>

GS2768
REAR WHEEL SENSOR (RIGHT SIDE)
REPLACES / REEMPLAZA:
Nissan: 47900EL00A; **A.B.S.:** 31636;

Meat & Doria: 90919E

APPLICATION / APLICACIÓN:
NISSAN: Tiida Hatchback 1.5 2004>, Tiida Hatchback 1.5 Dci 2007>, Tiida Hatchback 1.6 2007>, Tiida Hatchback 1.8 2007>, Tiida Saloon 1.5 Dci 2007>, Tiida Saloon 1.6 2007>, Tiida Saloon 1.8 2007>




GS2769

FRONT AND REAR WHEEL SENSOR (BOTH SIDES)

REPLACES / REEMPLAZA:

Volvo: 8156387, 20490824, 3985996, 3987936; **Wabco:** 4410320760; **Diesel Technic:** 265250

APPLICATION / APLICACIÓN:

VOLVO: B12 2006>, F10 1990>1994, F12 1990>1994, F16 1990>1994, FH12 1993>, FH16 1993>, FL7 1991>1998, FLC 1997>2000, NH12 1999>



GS2770

REAR WHEEL SENSOR (BOTH SIDES)

REPLACES / REEMPLAZA:

Mercedes Benz: A0035424218, A6205420517; **DAF:** 1505052, 1506002, 1518010, 1238548, 1517999; **MAN:** 81251200042, 81271200033, 81271200042; **Scania:** 1530691, 1934573; **Wabco:** 4410320920, 4410329202, 4410320700; **Cojali:** 2260756, 2260757, 2260758; **Diesel Technic:** 121657, 464975; **Febi Bilstein:** 174091

APPLICATION / APLICACIÓN:

IVECO: TurboStar 190-36 1987>1993x90x532 2003>, Actros 2536 2003>, Actros 2541 2003>, Actros 2544 2003>, Actros 2546 2003>, Actros 2548 2003>, Actros 2551 2003>, Actros 2553 2003>, Actros 2555 2003>, LK 1114 1984>1998, LK 1117 1984>1998, LK 1120 1984>1998, LK 1124 1992>1998, LK 1314 1984>1998, LK 1317 1984>1998, LK 1320 1984>1998, LK 1514 1984>1998, LK 1517 1984>1998, LK 709 1984>1998, LK 711 1994>1998, LK 809 1984>1998, LK 811 1994>1998, LK 814 1984>1998, LK 817 1984>1998, LK 914 1984>1998, LK 917 1994>1998, MK 1222 1989>1994, MK 1224 1993x90x531 1987>1996, MK 2534 1991>1996, NG 1013 1976>1984, NG 1017 1973>1996, NG 1019 1979>1982, NG 1213 1975>1986, NG 1217 1973>1996, NG 1219 1975>1984, NG 1222 1982>1990, NG 1225 1982>1991, NG 1228 1982>1991, NG 1413 1975>1984, NG 1413 1975>1984, NG 1414 1984>1991, NG 1417 1975>1984, NG 1419 1973>1996, NG 1419 1973>1996, NG 1420 1973>1996, NG 1422 1973>1996, NG 1424 1973>1996, NG 1425 1973>1996, NG 1428 1982>1991, NG 1429 1973>1996, NG 1613 1973>1996, NG 1614 1984>1991, NG 1617 1973>1996, NG 1619 1973>1996, NG 1620 1973>1996, NG 1622 1973>1996, NG 1624 1973>1996, NG 1625 1973>1996, NG 1626 1973>1996, NG 1628 1973>1996, NG 1632 1973>1996, NG 1633 1973>1996, NG 1635 1973>1996, NG 1636 1973>1996, NG 1638 1973>1996, NG 1644 1973>1996, NG 1719 1973>1982, NG 1814 1984>1991, NG 1919 1974>1982, NG 1922 1981>1991, NG 1926 1973>1996, NG 1928 1973>1996, NG 193x90x536 1981>1991, NG 2626 1975>1981, NG 2628 1980>1991, NG 2632 1974>1983, NG 2633 1982>1987, NG 2635 1986>1991, NG 2636 1981>1991, NG 2638 1981>1986, NG 2638 1981>1986, NG 2644 1973>1996, NG 2644 1985>1990, NG 3025 1983>1991, NG 3025 1985>1991, NG 3028 1985>1987, NG 3033 1982>1987, NG 3036 1981>1991, NG 3228 1987>1991, NG 3250 1985>1994, NG 3328 1982>1987, NG 3333 1982>1991, NG 3335 1986>1991, NG 3336 1982>1991, NG 3528 1987>1989, NG 3535 1987>1990, NG 3535 1987>1989, NG 3536 1982>1991, NG 3544 1973>1996, NG 3836 1981>1991, NG 3850 1985>1994, SK 1728 1987>1996, SK 1729 1987>1996, SK 1735 1987>1996, SK 1748 1987>1996, SK 1831 1987>1996, SK 1834 1987>1996, SK 1838 1987>1996, SK 1840 1991>1992, SK 1844 1987>1996, SK 1850 1987>1996, SK 1853 1987>1996, SK 1922 1989>1994, SK 1929 1987>1996, SK 193x90x53 1992>1996, SK 3229 1989>1992, SK 3233 1990>1992, SK 3234 1992>1996, SK 3235 1987>1996, SK 3236 1987>1996, SK 3238 1994>1996, SK 3244 1994>1996, SK 3253 1996>1996, SK 3529 1988>1994, SK 3534 1993>1996, SK 3535 1988>1994, SK 3538 1991>1996, SK 3544 1991>1996, SK 3548 1992>1996, SK 3550 1992>1996, SK 3553 1994>1996, SK 4050 1987>1996, SK 4844 1991>1996, T2 2624 1995, T2 2628 1995, Unimog 240 1993>



GS2773

FRONT WHEEL SENSOR (LEFT SIDE)

REPLACES / REEMPLAZA:

Iveco: 7184166, 7186065, 7186069; **Wabco:** 4410323300, 4410323310; **Cojali:** 2261084; **Diesel Technic:** 736907; **Febi Bilstein:** 104533

APPLICATION / APLICACIÓN:

IVECO: Stralis 330 2006>, Stralis 352 2003>, Stralis 400 2002>, Stralis 420 2006>, Stralis 422 2006>, Stralis 430 2002>, Stralis 450 2006>, Stralis 480 2002>, Stralis 500 2006>, Stralis 540 2002>, Stralis 560 2006>



GS2774

FRONT WHEEL SENSOR (RIGHT SIDE)

REPLACES / REEMPLAZA:

Honda: 57450SNA003, 57450SNA013; **A.B.S.:** 30840; **Delphi:** SS20584; **Meat & Doria:** 90558; **Mobiletron:** AB-JP003

APPLICATION / APLICACIÓN:

HONDA: Civic Coupe 1.8 2005>, Civic VIII Hatchback 1.6 2005>, Civic VIII Hatchback 1.8 2005>, Civic VIII Saloon 1.3 Hybrid 2005>, Civic VIII Saloon 1.3 Hybrid 2006>, Civic VIII Saloon 1.6 2005>, Civic VIII Saloon 1.8 2005>, Civic VIII Saloon 1.8 Cng 2005>, Civic VIII Saloon 1.8 Exs Flex 2006>



GS2775

REAR WHEEL SENSOR (RIGHT SIDE)

REPLACES / REEMPLAZA:

Honda: 57470SNA003, 57470SNA013; **A.B.S.:** 30842; **Meat & Doria:** 90560; **Mobiletron:** B-JP011

APPLICATION / APLICACIÓN:

HONDA: Civic VIII Saloon 1.3 Hybrid 2006>, Civic VIII Saloon 1.3 Hybrid 2010>, Civic VIII Saloon 1.6 2005>, Civic VIII Saloon 1.8 2005>, Civic VIII Saloon 1.8 Exs Flex 2006>



GS2776

FRONT AND REAR WHEEL SENSOR (BOTH SIDES)

REPLACES / REEMPLAZA:

Scania: 1428452, 1530705; **Wabco:** 4410329020; **Febi Bilstein:** 172060; **Diesel Technic:** 121634

APPLICATION / APLICACIÓN:

SCANIA: Line 4, P, G, R, T, F, K, N



GS2778

FRONT AND REAR WHEEL SENSOR (BOTH SIDES)

REPLACES / REEMPLAZA:

Volvo: 21247157; **Wabco:** 4410323890; **Sifco:** 738610141; **Febi Bilstein:** 172060; **Diesel Technic:** 240591

APPLICATION / APLICACIÓN:

VOLVO: FH12, FM12, B9TL, B9L, B7L, B7R, B9S, B6R, B9R, B11R, B13R, B12B, B8R, B5TL



GS2779

REAR WHEEL SENSOR (BOTH SIDES)

REPLACES / REEMPLAZA:

Iveco: 41221280; **Wabco:** 4410329800, 4410320252; **Cojali:** 2261159; **Diesel Technic:** 736906; **Febi Bilstein:** 172028; **Hella:** 6PU230048581; **Meyle:** 2345330006

APPLICATION / APLICACIÓN:

IVECO: Eurocargo 100 1991>2015, Eurocargo 150 2000>2015, Eurocargo 160 2000>2015, Eurocargo 175 1991>2015, Eurocargo 180 1991>2015, Eurofire 80 2000>2013, Euro rider 110 2001>2013, Hd 44.41 2011>, Hd 66.56 2011>, Hd 86.56 2011>, Stralis 190 2003>, Stralis 260 2003>, Stralis 320 2012>, Stralis 440 2003>, Trakker 260 2004>2012, Trakker 340 2006>2012, Trakker 380 2004>2012, Trakker 400 2004>2012, Trakker 410 2006>2012, Trakker 440 2012>


GS2780
FRONT WHEEL SENSOR (BOTH SIDES)
REPLACES / REEMPLAZA:
Land Rover: SSB500132, SSB500133, 0265007924, 0265007778; **Bosch:** 0 265 007 778; **A.B.S.:** 30585; **Delphi:** SS20375; **Meat & Doria:** 90240

APPLICATION / APLICACIÓN:
LAND ROVER: Range Rover Sport 2.7 D 4X4 2005>2013, Range Rover Sport 3.0 D 4X4 2009>2013, Range Rover Sport 3.6 D 4X4 2006>2013, Range Rover Sport 4.2 4X4 2005>2013, Range Rover Sport 4.4 4X4 2005>2013, Range Rover Sport 5.0 4X4 2009>2013

GS2781
FRONT WHEEL SENSOR (LEFT SIDE)
REPLACES / REEMPLAZA:
Honda: 57455T5R003; **A.B.S.:** 31773

APPLICATION / APLICACIÓN:
HONDA: Jazz Iv 1.3 2015>, Jazz Iv 1.5 2015>

GS2782
FRONT AND REAR WHEEL SENSOR (BOTH SIDES)
REPLACES / REEMPLAZA:
Volvo: 21247147; **Wabco:** 4410323860; **Sifco:** 738610135; **Febi Bilstein:** 46548; **Diesel Technic:** 225332

APPLICATION / APLICACIÓN:
VOLVO: FH Classic, FM Classic, B12R, B12M, B11R, B9R, B9S, B7R, B5RH, B8R

GS2783
FRONT AND REAR WHEEL SENSOR (BOTH SIDES)
REPLACES / REEMPLAZA:
Volvo: 21247154; **Wabco:** 4410323870; **Sifco:** 738610136; **Febi Bilstein:** 103945; **Diesel Technic:** 2.25333

APPLICATION / APLICACIÓN:
VOLVO: FH13 Classic, FM13 Classic, FM11 Classic, B12R, B12M, B11R, B9R, B7R, B5RH

GS2784
REAR WHEEL SENSOR (BOTH SIDES)
REPLACES / REEMPLAZA:
Iveco: 500341768; **MAN:** N1014015095; **Volvo:** 85105997; **DAF:** 1147653; **Meritor:** R955337; **Wabco:** 4410324440; **Diesel Technic:** 337130

APPLICATION / APLICACIÓN:
DAF: SB 120 1999>, SB 200 2001>, SB 2005 1980>, SB 201 1974>, SB 220 1987>2003, SB 2300 1982>1990, SB 3000 1984>2003

GS2785
FRONT AND REAR WHEEL SENSOR (BOTH SIDES)
REPLACES / REEMPLAZA:
DAF: 1315691, 1361393, 1778554; **Wabco:** 4410328110, 4410321720; **Cojali:** 2260038; **Diesel Technic:** 520144; **Meyle:** 14345330004

APPLICATION / APLICACIÓN:
DAF: 65 CF 1998>2000, 65 FA 1993>1998, 75 CF 1998>2000, 85 CF 1998>2000, 85 FA 1992>1998, 85 FAD 1992>1998, 85 FAT 1992>1998, 85 FT 1992>1998, 85 FTG 1992>1998, 85 FTT 1992>1998, 95 FA 1987>1998, 95 FAD 1987>1998, 95 FAK 1992>1998, 95 FAT 1987>1998, 95 FT 1987>1998, 95 FTT 1987>1998, 95 XF 1997>2002, CF 65 FA 2001>2013, CF 75 FA 2001>2013, CF 75 FAD 2001>2013, CF 75 FAG 2001>2013, CF 75 FAR 2001>2013, CF 75 FAT 2001>2013, CF 75 FT 2001>2013, CF 85 FA 2001>2013, CF 85 FAC 2005>2013, CF 85 FAD 2001>2013, CF 85 FAG 2001>2013, CF 85 FAN 2006>2013, CF 85 FAQ 2006>2013, CF 85 FAR 2001>2013, CF 85 FAT 2001>2013, CF 85 FAX 2001>2013, CF 85 FT 2001>2013, CF 85 FTG 2001>2013, CF 85 FTP 2001>2013, CF 85 FTR 2005>2013, CF 85 FTS 2001>2013, CF 85 FTT 2001>2013, LF 45 FA 2001>, LF 55 FA 2001>, LF 55 FAN 2006>, LF 55 FT 2001>, XF 105 FA 2005>, XF 95 FA 2002>2006, XF 95 FAD 2002>2006, XF 95 FAK 2002>2006, XF 95 FAN 2002>2006, XF 95 FAR 2002>2006, XF 95 FAS 2002>2006, XF 95 FAT 2002>2006, XF 95 FT 2002>2006, XF 95 FTG 2002>2006, XF 95 FTG 2002>2006, XF 95 FTM 2002>2006, XF 95 FTP 2002>2006, XF 95 FTR 2002>2006, XF 95 FTS 2002>2006, XF 95 FTT 2002>2006

GS2786
FRONT WHEEL SENSOR (BOTH SIDES)
REPLACES / REEMPLAZA:
Renault: 5010457045, 4410359282; **Wabco:** 4410328740; **Cojali:** 2260054; **Diesel Technic:** 661918; **Febi Bilstein:** 40549

APPLICATION / APLICACIÓN:
RENAULT: Midlum 135 2000>, Midlum 150 2000>, Midlum 180 2000>, Midlum 210 2000>, Midlum 220 2001>, Midlum 250 2000>, Midlum 270 2001>

GS2789
FRONT AND REAR WHEEL SENSOR (BOTH SIDES)
REPLACES / REEMPLAZA:
Volvo: 20554956, 21247161; **Wabco:** 4410329780, 4410323880; **Sifco:** 738610142; **Febi Bilstein:** 47298; **Diesel Technic:** 225540

APPLICATION / APLICACIÓN:
VOLVO: FM9, FM12, FH12, FH16, B6R, B7L, B7R, B9L, B9S, B9TL, B11R, B12B, B13R

GS2793
REPLACES / REEMPLAZA:
Bosch: 0 265 006 793
Peugeot: 96480873, 4545 A8
Citroën: 96480873, 4545 A8

APPLICATION / APLICACIÓN:
Citroën: Berlingo MultiSpace/Van
Peugeot: Partner Mk1 Mpw/Van



GS2794

FRONT WHEEL SENSOR (BOTH SIDES)

REPLACES / REEMPLAZA:

Scania: 1439666; Wabco: 4410328890; Febi Bilstein: 103766

APPLICATION / APLICACIÓN:

SCANIA: Series 114 330 1999>2004, Series 114 340 1996>2008, Series 114 360 1996>2004, Series 114 380 1998>2008, Series 114 320 1999>2004, Series 114 260 2000>2005, Series 124 420 1996>2008, Series 124 360 1996>2008, Series 124 400 1996>2008, Series 124 470 1999>, Series 124 440 1999>2004, Series 144 460 1995>2008, Series 144 530 1995>2008, Series 164 480 1996>, Series 164 580 1996>, Series 164 480 1996>2004, Series 164 580 2000>2008, Series 164 480 2000>2008, Series 94 260 1996>2008, Series 94 220 1996>1999, Series 94 300 1996>2008, Series 94 310 1996>2008, Series 94 220 1996>2008, Series 94 230 1998>2008, Series 94 270 1996>2004, Series T 340 1996>2008, Series T 380 1998>2008, Series T 360 1995>2008, Series T 400 1996>2008, Series T 420 1996>2008, Series T 470 2000>2008, Series T 460 1995>2008, Series T 530 1995>2008, Series T 260 1996>2008, Series T 310 1996>2008, Series T 220 1996>2008, Series G 270 2004>, Series G 280 2007>, Series G 310 2004>, Series G 320 2007>, Series G 340 2004>, Series G 360 2007>, Series G 370 2012>, Series G 380 2004>, Series G 400 2007>, Series G 410 2012>, Series G 420 2004>, Series G 440 2007>, Series G 450 2012>, Series G 470 2005>, Series G 480 2004>, Series G 490 2012>, Series P 230 2004>, Series P 250 2011>, Series P 270 2004>, Series P 280 2004>, Series P 310 2004>, Series P 320 2009>, Series P 340 2004>, Series P 360 2007>, Series P 370 2012>, Series P 380 2004>, Series P 400 2007>, Series P 420 2004>, Series P 440 2010>, Series P 450 2012>, Series P 470 2004>, Series P 480 2004>, Series P 500 2004>, Series P 550 2012>, Series P 560 2004>, Series P 560 2006>, Series P 580 2004>, Series P 620 2006>, Series P 420 2004>, Series R 340 2004>, Series R 360 2007>, Series R 370 2012>, Series R 380 2004>, Series R 410 2012>, Series R 420 2004>, Series R 440 2007>, Series R 450 2012>, Series R 460 2011>, Series R 470 2004>, Series R 480 2004>, Series R 490 2012>, Series R 500 2004>, Series R 520 2012>, Series R 560 2004>, Series R 580 2004>, Series R 620 2004>, Series R 730 2010>, Series T 420 2004>, Series T 470 2004>2005, Series T 500 2004>



GS2796

REAR WHEEL SENSOR (BOTH SIDES)

REPLACES / REEMPLAZA:

Mercedes Benz: A0035424618; Wabco: 4410329460; Cojali: 2260050; Diesel Technic: 464933; Febi Bilstein: 45776; Meyle: 0345330023

APPLICATION / APLICACIÓN:

MERCEDES-BENZ: Actros 1832 2003>, Actros 1836 2003>, Actros 1841 2003>, Actros 1844 2003>, Actros 1846 2003>, Actros 1848 2003>, Actros 1850 2003>, Actros 1854 2003>, Actros 1855 2003>, Actros 2651 2003>, Actros 2653 2003>, Actros 2654 2003>, Actros 2655 2003>, Actros 2658 2003>, Actros 2660 2008>, Actros 2665 2003>, Actros 3231 2003>, Actros 3232 2003>, Actros 3235 2003>, Actros 3236 2003>, Actros 3240 2003>, Actros 3241 2003>, Actros 3243 2002>, Actros 3244 2003>, Actros 3246 2003>, Actros 3248 2003>, Actros 3331 2003>, Actros 3332 2003>, Actros 3335 2003>, Actros 3336 2003>, Actros 3341 2003>, Actros 3343 2003>, Actros 3344 2003>, Actros 3346 2003>, Actros 3348 2003>, Actros 3350 2003>, Actros 3351 2003>, Actros 3354 2003>, Actros 3355 2003>, Actros 3358 2003>, Actros 3360 2003>, Actros 4140 2003>, Actros 4141 2003>, Actros 4143 2003>, Actros 4144 2003>, Actros 4146 2003>, Actros 4148 2003>, Actros 4148 2003>, Actros 4148 2003>, Actros 4150 2003>, Actros 4151 2005>, Actros 4155 2003>, Actros 4160 2003>, Actros 5041 2008>, Actros 5044 2008>, Actros 5046 2008>, Atego 2628 1998>, Axor 2628 2004>, Axor 2633 2004>, Axor 2635 2005>, Axor 2636 2004>, Axor 2640 2004>, Axor 2643 2004>, Axor 3240 2004>, Axor 3243 2004>, Axor 3335 2004>, Axor 3340 2004>, Axor 3343 2004>, Axor 4135 2005>, Axor 4140 2009>, Axor 4143 2009>, Unimog 3000 2002>, Unimog 4000 2002>, Unimog 5000 2002>



GS2797

FRONT AND REAR WHEEL SENSOR (RIGHT SIDE)

REPLACES / REEMPLAZA:

Wabco: 441032950; Renault: 5010457874, 7421363474; Volvo: 21363474, 20723702; Diesel Technic: 661909; Cojali: 2260048; Hella: 6PU230048441; Febi Bilstein: 49383; Meyle: 16345330018

APPLICATION / APLICACIÓN:

VOLVO: FE 240 2006>, FE 260 2006>, FE 280 2006>, FE 300 2006>, FE 320 2006>, FE 340 2006>, FE 250 2012>, FE 280 2012>, FE 320 2012>, FL 240 2006>, FL 241 2009>, FL 260 2009>, FL 280 2006>, FL 290 2009>, FL 300 2009>, FL 340 2009> **RENAULT:** C 250 2013>, C 280 2013>, C 320 2013>, C 379 2013>, C 430 2013>, C 460 2013>, C 480 2013>, C 520 2013>, C 441 2014>, C 519 2014>, D 209 2013>, D 239 2013>, D 250 2013>, D 280 2013>, D 320 2013>, D 379 2013>, D 430 2013>, D 150 2016>, D 177 2016>, D 185 2013>, D 295 2013>, D 309 2013>, D 325 2015>, D 340 2013>, K 379 2013>, K 430 2013>, K 439 2013>, K 460 2013>, K 480 2013>, K 520 2013>, K 379 2013>, K 430 2013>, K 441 2013>, K 460 2013>, K 480 2013>, K 519 2013>, Kerax 370 2005>, Kerax 410 2005>, Kerax 411 2005>, Kerax 450 2005>, Kerax 461 2006>, Kerax 500 2006>, Magnum 441 2004>, Magnum 480 2004>, Magnum 440 2009>, Magnum 461 2006>, Magnum 480 2009>, Magnum 500 2006>, Magnum 520 2009>, Midlum 160 2006>, Midlum 190 2006>, Midlum 220 2006>, Midlum 240 2006>, Midlum 280 2006>, Premium 241 2006>, Premium 264 2006>, Premium 310 2006>, Premium 320 2005>, Premium 340 2006>, Premium 370 2005>, Premium 381 2006>, Premium 410 2005>, Premium 430 2006>, Premium 450 2005>, Premium 460 2006>, Premium 440 2005>, Premium 460 2006>, Premium 330 2005>, Premium 411 2005>, T 380 2013>, T 430 2013>, T 439 2013>, T 460 2013>, T 480 2013>, T 520 2013>, T 379 2013>, T 430 2013>, T 441 2013>, T 460 2013>, T 480 2013>, T 519 2013>, Tracer 252 1991>



GS2798

FRONT WHEEL SENSOR (LEFT SIDE)

REPLACES / REEMPLAZA:

Wabco: 4410329900, 4410323480, 4410353290, 4410353190, 4410353340, 4410353300, 4410359342; Diesel Technic: 661910; Febi Bilstein: 103764; Cojali: 2261135

APPLICATION / APLICACIÓN:

RENAULT: C 250 2013>, C 280 2013>, C 320 2013>, C 379 2013>, C 380 2013>, C 430 2013>, C 439 2013>, C 441 2013>, C 460 2013>, C 480 2013>, C 519 2013>, C 520 2013>, Premium Distribution 241 2006>, Premium Distribution 264 2006>, Premium Distribution 280 2005>, Premium Distribution 310 2006>, Premium Distribution 320 2005>, Premium Distribution 340 2006>, Premium Distribution 370 2005>, Premium Distribution 381 2006>, Premium Distribution 410 2005>, Premium Distribution 430 2006>, Premium Distribution 450 2005>, Premium Distribution 460 2006>, Premium Lander 264 2006>, Premium Lander 310 2006>, Premium Lander 340 2006>, Premium Lander 381 2006>, Premium Lander 430 2006>, Premium Lander 440 2005>, Premium Lander 460 2006>, Premium Route 330 2005>, Premium Route 381 2006>, Premium Route 410 2005>, Premium Route 430 2006>, Premium Route 450 2005>, Premium Route 460 2006>, Trafic 114 2006>, Trafic 146 2006>, Trafic 90 2006>, **VOLVO:** 8300 310 2006>, 8300 340 2006>, 8300 360 2006>, 8300 381 2006>, 8500 340 1999>, 8500 380 1999>, 8500 420 1997>, 8700 290 1999>, 8900 280 2016>, 8900 290 2010>2013, 8900 320 2016>, 8900 350 2016>, 8900 381 2010>2013, 9400 260 2006>, 9400 310 2006>, 9400 340 2006>, 9400 360 2006>, 9400 381 2006>, 9500 320 2016>, 9500 350 2016>, 9500 381 2010>2013, 9700 340 2001>, 9700 420 2001>, 9700 460 2007>, 9900 420 2001>, 9900 460 2007>, B12 340 2006>, B12 420 2006>, B12 460 2006>, B7 290 1998>, FE 240 2006>, FE 250 2012>, FE 260 2006>, FE 280 2006>, FE 300 2006>, FE 320 2006>, FE 340 2006>, FH 381 2012>, FH 420 2012>, FH 441 2005>, FH 480 2005>, FH 519 2005>, FH 520 2005>, FH 400 2005>, FH 440 2005>, FH 460 2012>, FH 500 2012>, FH 540 2003>, FH 550 2014>, FH 551 2003>, FH 600 2012>, FH 610 2003>, FH 700 2012>, FM 370 2005>, FM 380 2012>, FM 400 2005>, FM 410 2005>, FM 420 2012>, FM 440 2005>, FM 450 2005>, FM 460 2012>, FM 480 2005>, FM 500 2012>, FM 330 2005>, FMX 330 2012>, FMX 370 2013>, FMX 410 2013>, FMX 420 2013>, FMX 450 2013>, FMX 460 2013>, FMX 500 2013>, FMX 540 2010>



GS2799

FRONT WHEEL SENSOR (RIGHT SIDE)

REPLACES / REEMPLAZA:

Renault: 7580249W, 5010457871, 7420916171, 7421363493; **Volvo:** 20916171, 21363493, 20732821; **Wabco:** 4410323490, 4410359322, 4410329890; **Diesel Technic:** 661911; **Cojali:** 2261138; **Febi Bilstein:** 103765

APPLICATION / APLICACIÓN:

RENAULT: C 250 2013>, C 280 2013>, C 320 2013>, C 379 2013>, C 380 2013>, C 430 2013>, C 439 2013>, C 441 2013>, C 460 2013>, C 480 2013>, C 519 2013>, C 520 2013>, Premium 241 2006>, Premium 264 2006>, Premium 280 2005>, Premium 310 2006>, Premium 320 2005>, Premium 330 2005>, Premium 340 2006>, Premium 370 2005>, Premium 381 2006>, Premium 410 2005>, Premium 430 2006>, Premium 440 2005>, Premium 450 2005>, Premium 460 2006>, Trafic 114 2006>, Trafic 146 2006>, Trafic 90 2006>;

VOLVO: 8300 260 2006>, 8300 310 2006>, 8300 340 2006>, 8500 340 1999>, 8500 380 1999>, 8500 420 1997>, 8700 290 1999>, 8900 280 2016>, 8900 290 2010>, 8900 320 2016>, 8900 350 2016>, 8900 381 2010>, 9400 260 2006>, 9400 310 2006>, 9400 340 2006>, 9400 360 2006>, 9400 381 2006>, 9500 320 2016>, 9500 350 2016>, 9500 381 2010>, 9700 340 2001>, 9700 380 2001>, 9700 420 2001>, 9700 460 2007>, 9900 420 2001>, 9900 460 2007>, B12 340 2006>, B12 420 2006>, B12 460 2006>, B7 B 290 1998>, FE 240 2006>, FE 250 2012>, FE 260 2006>, FE 280 2006>, FE 300 2006>, FE 320 2006>, FE 340 2006>, FH 381 2012>, FH 400 2005>, FH 420 2012>, FH 440 2005>, FH 441 2005>, FH 460 2012>, FH 480 2005>, FH 500 2012>, FH 519 2005>, FH 520 2005>, FH 540 2003>, FH 550 2014>, FH 551 2003>, FH 600 2012>, FH 610 2003>, FH 700 2012>, FM 330 2005>, FM 370 2005>, FM 380 2012>, FM 400 2005>, FM 410 2005>, FM 420 2012>, FM 440 2005>, FM 450 2005>, FM 460 2012>, FM 480 2005>, FM 500 2012>, FM 540 2010>



GS2801

FRONT WHEEL SENSOR

REPLACES / REEMPLAZA:

Renault: 8200274801, 8200037443

APPLICATION / APLICACIÓN:

Renault: Master Mk2 Minibus/Van/Flatbed, Master II Van/ Furgão



GS2802

REAR WHEEL SENSOR (BOTH SIDES)

REPLACES / REEMPLAZA:

Scania: 1482006, 1892057, 1530704; **Wabco:** 4410329430, 4410329932; **Febi Bilstein:** 172040; **Diesel Technic:** 121790

APPLICATION / APLICACIÓN:
SCANIA: Line 4, P, G, R, T



GS2803

FRONT AND REAR WHEEL SENSOR (BOTH SIDES)

REPLACES / REEMPLAZA:

Renault: 5000790125; **Scania:** 1934568; **Iveco:** 5006041993, 9441032808, 5801115879; **Wabco:** 4410328080, 4410329212, 4410328100; **Cojali:** 2260007; **Diesel Technic:** 121657; **Febi Bilstein:** 14609

APPLICATION / APLICACIÓN:

DAF: 65 CF 133 1998>, 65 CF 156 1998>, 65 CF 177 1998>, 75 CF 183 1998>, 75 CF 212 1998>, 75 CF 235 1998>, 85 CF 250 1998>, 85 CF 280 1998>, 85 CF 315 1998>, CF 65 136 2001>, CF 65 162 2001>, CF 65 165 2006>, CF 65 184 2001>, CF 65 210 2006>, CF 65 220 2009>, CF 75 183 2001>, CF 75 228 2001>, CF 75 265 2001>, CF 75 FAD 183 2001>, CF 75 FAD 228 2001>, CF 75 FAD 265 2001>, CF 75 FAG 183 2001>, CF 75 FAG 228 2001>, CF 75 FAG 265 2001>, CF 75 FAR 183 2001>, CF 75 FAR 228 2001>, CF 75 FAR 265 2001>, CF 75 FAT 183 2001>, CF 75 FAT 228 2001>, CF 75 FAT 265 2001>, CF 75 FT 183 2001>, CF 75 FT 228 2001>, CF 75 FT 265 2001>, CF 85 FA 250 2001>, CF 85 FA 265 2006>, CF 85 FA 280 2001>, CF 85 FA 300 2006>, CF 85 FA 315 2001>, CF 85 FA 340 2006>, CF 85 FA 355 2001>, CF 85 FA 375 2006>, CF 85 FAC 250 2005>, CF 85 FAC 265 2006>, CF 85 FAC 280 2005>, CF 85 FAC 300 2005>, CF 85 FAC 315 2005>, CF 85 FAC 340 2005>, CF 85 FAC 355 2005>, CF 85 FAC 375 2005>, CF 85 FAD 250 2001>, CF 85 FAD 265 2006>, CF 85 FAD 280 2001>, CF 85 FAD 300 2006>, CF 85 FAD 315 2001>, CF 85 FAD 340 2006>, CF 85 FAD 355 2001>, CF 85 FAD 375 2006>, CF 85 FAG 250 2001>, CF 85 FAG 265 2006>, CF 85 FAG 280 2001>, CF 85 FAG 300 2005>, CF 85 FAG 315 2001>, CF 85 FAG 340 2005>, CF 85 FAG 355 2001>, CF 85 FAG 375 2005>, CF 85 FAN 265 2006>, CF 85 FAN 300 2006>, CF 85 FAN 340 2006>, CF 85 FAN 375 2006>, CF 85 FAQ 265 2006>, CF 85 FAQ 300 2006>, CF 85 FAQ 340 2006>, CF 85 FAQ 375 2006>, CF 85 FAR 250 2001>, CF 85 FAR 265 2006>, CF 85 FAR 280 2001>, CF 85 FAR 300 2005>, CF 85 FAR 315 2001>, CF 85 FAR 340 2005>, CF 85 FAR 355 2001>, CF 85 FAR 375 2005>, CF 85 FAT 250 2001>, CF 85 FAT 265 2006>, CF 85 FAT 280 2001>, CF 85 FAT 300 2005>, CF 85 FAT 315 2001>, CF 85 FAT 340 2005>, CF 85 FAT 355 2001>, CF 85 FAT 375 2005>, CF 85 FAX 250 2001>, CF 85 FAX 265 2006>, CF 85 FAX 279 2001>, CF 85 FAX 300 2005>, CF 85 FAX 315 2001>, CF 85 FAX 340 2005>, CF 85 FAX 351 2001>, CF 85 FAX 375 2005>, CF 85 FT 250 2001>, CF 85 FT 265 2006>, CF 85 FT 280 2001>, CF 85 FT 300 2005>, CF 85 FT 315 2001>, CF 85 FT 340 2005>, CF 85 FT 355 2001>, CF 85 FT 375 2005>, CF 85 FTG 250 2001>, CF 85 FTG 265 2006>, CF 85 FTG 280 2001>, CF 85 FTG 300 2005>, CF 85 FTG 315 2001>, CF 85 FTG 340 2005>, CF 85 FTG 355 2001>, CF 85 FTG 375 2005>, CF 85 FTP 250 2001>, CF 85 FTP 280 2001>, CF 85 FTP 315 2001>, CF 85 FTP 355 2001>, CF 85 FTR 265 2006>, CF 85 FTR 300 2005>, CF 85 FTR 340 2005>, CF 85 FTR 375 2005>, CF 85 FTS 250 2001>, CF 85 FTS 280 2001>, CF 85 FTS 315 2001>, CF 85 FTS 355 2001>, CF 85 FTT 250 2001>, CF 85 FTT 265 2006>, CF 85 FTT 280 2001>, CF 85 FTT 300 2005>, CF 85 FTT 315 2001>, CF 85 FTT 340 2005>, CF 85 FTT 355 2001>, CF 85 FTT 375 2005>, CF FA 220 164 2014>, CF FA 230 172 2017>, CF FA 250 186 2014>, CF FA 260 194 2017>, CF FA 280 208 2014>, CF FA 290 210 2013>, CF FA 290 217 2017>, CF FA 310 231 2014>, CF FA 320 239 2017>, CF FA 330 240 2013>, CF FA 370 271 2013>, CF FA 400 291 2013>, CF FA 410 303 2013>, CF FA 440 320 2013>, CF FA 460 340 2013>, CF FA 510 375 2013>, CF FA 510 375 2013>, CF FAC 400 291 2015>, CF FAC 410 303 2015>, CF FAC 440 320 2015>, CF FAC 460 340 2015>, CF FAC 510 375 2015>, CF FAD 290 210 2013>, CF FAD 330 240 2013>, CF FAD 370 271 2013>, CF FAD 400 291 2013>, CF FAD 410 303 2013>, CF FAD 440 320 2013>, CF FAD 460 340 2013>, CF FAD 510 375 2013>, CF FAN 280 208 2015>, CF FAN 290 210 2013>, CF FAN 290 217 2017>, CF FAN 310 231 2015>, CF FAN 320 239 2017>, CF FAN 330 240 2013>, CF FAN 370 271 2013>, CF FAN 400 291 2013>, CF FAN 410 303 2013>, CF FAN 440 320 2013>, CF FAN 460 340 2013>, CF FAN 510 375 2013>, CF FAQ 400 291 2015>, CF FAQ 410 303 2015>, CF FAQ 440 320 2015>, CF FAQ 460 340 2015>, CF FAR 280 208 2015>, CF FAR 290 210 2013>, CF FAR 290 217 2017>, CF FAR 310 231 2015>, CF FAR 320 239 2017>, CF FAR 330 240 2013>, CF FAR 370 271 2013>, CF FAR 400 291 2013>, CF FAR 410 303 2013>, CF FAR 440 320 2013>, CF FAR 460 340 2013>, CF FAR 510 375 2013>, CF FAS 290 217 2017>, CF FAS 320 239 2017>, CF FAT 290 210 2013>, CF FAT 330 240 2013>, CF FAT 370 271 2013>, CF FAT 400 291 2013>, CF FAT 410 303 2013>, CF FAT 440 320 2013>, CF FAT 460 340 2013>, CF FAT 510 375 2013>, CF FT 210 2013>, CF FT 240 2013>, CF FT 271 2013>, CF FT 291 2013>, CF FT 303 2013>, CF FT 320 2013>, CF FT 340 2013>, CF FT 375 2013>, CF FTG 400 291 2013>, CF FTG 410 303 2013>, CF FTG 440 320 2013>, CF FTG 460 340 2013>, CF FTG 510 375 2013>, CF FTP 400 291 2013>, CF FTP 410 303 2013>, CF FTP 440 320 2013>, CF FTP 460 340 2013>, CF FTP 510 375 2013>, CF FTR 410 303 2013>, CF FTR 460 340 2013>, CF FTR 510 375 2013>, CF FTS 410 303 2013>, CF FTS 460 340 2013>, CF FTS 510 375 2013>, CF FTT 410 303 2013>, CF FTT 440 320 2013>, CF FTT 460 340 2013>, CF FTT 510 375 2013>, F 2100 115 1978>, F 2100 150 1978>, F 2100 151 1981>, F 2100 162 1981>, F 2100 167 1981>, F 2100 85 1978>, F 2300 115 1978>, F 2300 150 1978>, F 2300 151 1986>, F 2300 162 1978>, F 2300 167 1986>, F 2300 169 1978>, F 2300 169 1978>, F 2500 184 1982>, F 2700 200 1990>, F 2900 212 1990>, F 3200 238 1990>, SB 160 1998>, SB 170 1987>, SB 200 1998>, SB 212 1984>, SB 213 1998>, SB 228 1984>, SB 242 1995>, SB 268 1995>, SB 315 1995>, XF105x90x50 2001>, Series 400 TopClass 370 2001>, Series 400 TopClass 375 2016>, Series 500 ComfortClass 260 2014>, Series 500 ComfortClass 265 2014>, Series 500 ComfortClass 290 2014>, Series 500 ComfortClass 315 2013>, Series 500 ComfortClass 335 2016>, Series 500 ComfortClass 350 2012>, Series 500 TopClass 350 2013>, Series 500 TopClass 375 2014>



GS2804

FRONT WHEEL SENSOR (BOTH SIDES)

REPLACES / REEMPLAZA:

Iveco: 41200559; Wabco: 4410328550; Diesel Technic: 736903

APPLICATION / APLICACIÓN:

IVECO: Stralis 2007>, Trakker 2004>, Eurotech 1998>2006, Cursor 2009>2012



GS2805

FRONT AND REAR WHEEL SENSOR (RIGHT SIDE)

REPLACES / REEMPLAZA:

Wabco: 4410323310, 4410323300; Diesel Technic: 736908; Cojali: 2261083; Febi Bilstein: 104527

APPLICATION / APLICACIÓN:

IVECO: Stralis AD 190S40 2003>, Stralis AD 190S43 2003>, Stralis AD 190S45 2006>, Stralis AD 260S40 2003>, Stralis AD 260S42 2007>, Stralis AD 260S43 2003>, Stralis AD 260S45 2006>, Stralis AD 440S33 2006>, Stralis AD 440S35 2003>, Stralis AD 440S40 2003>, Stralis AD 440S42 2006>, Stralis AD 440S43 2003>, Stralis AD 440S45 2006>, Stralis AS 190S40 2002>, Stralis AS 190S43 2002>, Stralis AS 190S45 2006>, Stralis AS 190S48 2002>, Stralis AS 260S40 2002>, Stralis AS 260S43 2002>, Stralis AS 260S48 2002>, Stralis AS 260S54 2002>, Stralis AS 440S40 2002>, Stralis AS 440S42 2006>, Stralis AS 440S43 2002>, Stralis AS 440S45 2006>, Stralis AS 440S48 2002>, Stralis AS 440S50 2006>, Stralis AS 440S54 2002>, Stralis AS 440S56 2006>, Stralis AT 440S42 2006>, Stralis AT 440S43 2003>, Stralis AT 440S45 2006>, Stralis ES 440S48 2004>

PS: Set of GS2773



GS2806

FRONT AND REAR WHEEL SENSOR (BOTH SIDES)

REPLACES / REEMPLAZA:

Volvo: 20390737, 20442752, 20442753, 20442755, 85105502, 3988330, 21760204, 42554824; BYD: 1102406900; Hyundai: 946007A550, 946007A500; Irisbus: 504013848; Iveco: 21760204, 42554824, 504013848; Meritor: R955329, R955338, R955371; Scania: 2090024; Wabco: 4410329190, 4410329682, 4410329000; Febi Bilstein: 40479; Diesel Technic: 520145

APPLICATION / APLICACIÓN:

DAF: 45 FA 2001>, 55 FA 2001>, 55 FAN 2006>, 55 FT 2001>; VOLVO: FH12, FH16, FM7, FM9, FM10, FM12



GS2807

FRONT AND REAR WHEEL SENSOR (RIGHT SIDE)

REPLACES / REEMPLAZA:

Scania: 1729798; Wabco: 4410323210, 4410353210, 4410353270, 4410359212, 441032351; Febi Bilstein: 40551

APPLICATION / APLICACIÓN:

RENAULT: 380P Medium 379 2013>, 380T Medium 379 2013>, 430P Medium 430 2013>, 430T Medium 430 2013>, 440P Medium 439 2013>, 440T Medium 439 2013>, 460P Medium 460 2013>, 460T Medium 460 2013>, 480P Medium 480 2013>, 480T Medium 480 2013>, 520P Medium 520 2013>, 520T Medium 520 2013>, C280 280 2013>, C380 379 2013>, C430 430 2013>, C440 441 2013>, C460 460 2013>, C480 480 2013>, C520 519 2013>, D180 185 2013>, D220 219 2013>, D250 250 2013>, D270 264 2013>, D280 280 2013>, D300 295 2013>, D310 309 2013>, D320 320 2013>, D340 340 2013>, K380 379 2013>, K430 430 2013>, K440 441 2013>, K460 460 2013>, K480 480 2013>, K520 519 2013>, C 250P 250 2013>, C 280P 280 2013>, C 320P 320 2013>, C 380P 379 2013>, C 380T 379 2013>, C 380T 380 2013>, C 430P 430 2013>, C 430T 430 2013>, C 440P 439 2013>, C 440T 439 2013>, C 460P 460 2013>, C 460T 460 2013>, C 480P 480 2013>, C 480T 480 2013>, C 520P 520 2013>, C 520T 520 2013>, D 10 209 2013>, D 10 239 2013>, D 12 209 2013>, D 12 250 2013>, D 12 280 2013>, D 13 209 2013>, D 13 239 2013>, D 13 250 2013>, D 13 280 2013>, D 14 209 2013>, D 14 239 2013>, D 14 250 2013>, D 14 280 2013>, D 16 209 2013>, D 16 239 2013>, D 16 250 2013>, D 16 280 2013>, D 18 250 2013>, D 18 280 2013>, D 18 320 2013>, D 18 379 2013>, D 18 430 2013>, D 25 250 2013>, D 25 280 2013>, D 25 320 2013>, D 26 250 2013>, D 26 280 2013>, Magnum DXi 12 441 2004>, Magnum DXi 12 480 2004>, Magnum DXi 13 440 2009>, Magnum DXi 13 461 2006>, Magnum DXi 13 480 2009>, Magnum DXi 13 500 2006>, Magnum DXi 13 520 2009>, Midlum 160 2006>, Midlum 190 2006>, Midlum 220 2006>, Midlum 240 2006>, Midlum 280 2006>, Premium Distribution 241 2006>, Premium Distribution 264 2006>, Premium Distribution 280 2005>, Premium Distribution 310 2006>, Premium Distribution 320 2005>, Premium Distribution 340 2006>, Premium Distribution 370 2005>, Premium Distribution 381 2006>, Premium Distribution 410 2005>, Premium Distribution 430 2006>, Premium Distribution 450 2005>, Premium Distribution 460 2006>, Premium Lander 264 2006>, Premium Lander 310 2006>, Premium Lander 340 2006>, Premium Lander 381 2006>, Premium Lander 430 2006>, Premium Lander 440 2005>, Premium Lander 460 2006>, Premium Route 330 2005>, Premium Route 381 2006>, Premium Route 410 2005>, Premium Route 430 2006>, Premium Route 450 2005>, Premium Route 460 2006>, T 379 2013>, T 380 2013>, T 430 2013>, T 439 2013>, T 441 2013>, T 460 2013>, T 480 2013>, T 519 2013>, T 520 2013>; VOLVO: FL 210 210 2013>, FL 240 240 2013>, FL 250 250 2013>, FL 280 280 2013>, FE250 250 2012>, FE280 280 2012>, FE320 320 2012>, FL 240 240 2006>, FL 240 241 2009>, FL 280 280 2006>



GS2809

FRONT WHEEL SENSOR (BOTH SIDES)

REPLACES / REEMPLAZA:

Scania: 1729792, 1729793; Wabco: 4410323230; Febi Bilstein: 46547

APPLICATION / APLICACIÓN:

SCANIA: Series bus 280 2006>, Series bus 310 2013>, Series bus F 94 219 1997>2007, Series bus F 94 230 1997>2007, Series bus F 94 300 1997>2007, Series bus F 94 310 1997>2007, Series bus K 250 2012>, Series bus K 269 2010>, Series bus K 310 2006>, Series bus K 360 2009>, Series bus K 400 2009>, Series bus K 409 2012>, Series bus K 439 2009>, Series bus N 94 230 1997>2007, Series bus N 94 260 1997>2007, Series bus N 94 300 1997>2007, Series F 310 2004>, Series K 250 2006>, Series K 269 2006>, Series K 271 2006>, Series K 310 2006>, Series K 360 2006>, Series K 400 2006>, Series K 409 2006>, Series K 441 2006>



GS2811

FRONT AND REAR WHEEL SENSOR (RIGHT SIDE)

REPLACES / REEMPLAZA:

Scania: 1892064, 1729794; Wabco: 4410323250

APPLICATION / APLICACIÓN:

SCANIA: F 310 2004>, K 230 2006>, K 250 2006>, K 269 2006>, K 271 2006>, K 280 2008>, K 310 2006>, K 320 2008>, K 340 2006>, K 360 2006>, K 379 2008>, K 400 2006>, K 409 2006>, K 420 2006>, K 439 2009>, K 441 2006>, K 450 2012>, K 470 2006>, K 480 2006>, N 280 2013>, N 310 2013>


GS2812
FRONT WHEEL SENSOR (BOTH SIDES)
REPLACES / REEMPLAZA:
Scania: 1729795, 1892065; **Wabco:** 4410323260

APPLICATION / APLICACIÓN:
SCANIA: Series F 310 1997>2007, Series F 230 1997>2007, Series F 219 1997>2007, Series F 300 1997>2007, Series N 260 1997>2007, Series N 230 1997>2007, Series N 300 1997>2007, Series F 310 2004>, Series k 250 2006>, Series k 269 2006>, Series k 271 2006>, Series k 310 2006>, Series k 360 2006>, Series k 400 2006>, Series k 409 2006>, Series k 441 2006>, Series k 250 2012>, Series k 269 2010>, Series k 310 2006>, Series k 360 2009>, Series k 400 2009>, Series k 409 2012>, Series k 439 2009>, Series 280 2006>, Series 310 2013>

GS2813
FRONT AND REAR WHEEL SENSOR (LEFT SIDE)
REPLACES / REEMPLAZA:
Scania: 1765295, 1892066; **Wabco:** 4410323360; **Febi Bilstein:** 178719

APPLICATION / APLICACIÓN:
SCANIA: Series bus 280 2006>, Series bus 280, Series bus 310 2013>, Series bus K 280 2008>, Series bus K 310 2006>, Series bus K 320 2008>, Series bus K 340 2006>, Series bus K 360 2009>, Series bus K 379 2008>, Series bus K 400 2009>, Series bus K 409 2012>, Series bus K 420 2006>, Series bus K 439 2009>, Series bus K 450 2012>, Series bus K 470 2006>, Series bus K 480 2006>, Series bus K 250 2012>, Series bus K 269 2010>, Series F 310 2004>, Series K 230 2006>, Series K 250 2006>, Series K 269 2006>, Series K 271 2006>, Series K 280 2009>, Series K 310 2006>, Series K 320 2011>, Series K 360 2006>, Series K 400 2006>

GS2815
FRONT AND REAR WHEEL SENSOR (LEFT SIDE)
REPLACES / REEMPLAZA:
Renault: 5010344188; **Cojali:** 2260010; **Diesel Technic:** 661921; **Knorr:** 0486000039

APPLICATION / APLICACIÓN:
RENAULT TRUCKS: Kerax 265 2001>, Kerax 313 2001>, Kerax 362 2001>, Kerax 392 2000>, Kerax 412 2001>, Magnum AE 390 1996>, Magnum AE 430 1996>, Magnum AE 471 1996>, Magnum AE 560 1996>, Premium Distribution 209 1996>, Premium Distribution 265 2000>, Premium Distribution 313 2000>, Premium Distribution 362 2000>, Premium Distribution 412 2000>, Premium Route 313 2000>, Premium Route 362 2000>, Premium Route 381 1996>, Premium Route 412 2000>

GS2816
FRONT AND REAR WHEEL SENSOR (RIGHT SIDE)
REPLACES / REEMPLAZA:
Renault: 5010344187; **Cojali:** 2260009; **Diesel Technic:** 661922; **Febi Bilstein:** 103946; **Knorr:** 0486000040

APPLICATION / APLICACIÓN:
RENAULT TRUCKS: Kerax 265 2001>, Kerax 313 2001>, Kerax 362 2001>, Kerax 412 2001>, Magnum 430 1996>, Magnum 471 1996>, Magnum 560 1996>, Magnum 390 1996>, Premium Distribution 209 1996>, Premium Distribution 265 2000>, Premium Distribution 298 1996>, Premium Distribution 313 2000>, Premium Distribution 339 1996>, Premium Distribution 362 2000>, Premium Distribution 392 2000>, Premium Route 313 2000>, Premium Route 339 1996>, Premium Route 362 2000>, Premium Route 381 1996>, Premium Route 412 2000>

GS2818
REAR WHEEL SENSOR (LEFT SIDE)
REPLACES / REEMPLAZA:
Renault: 5010457299; **Cojali:** 2260012; **Knorr:** 0486000114; **Diesel Technic:** 661905; **Herth+Buss Elparts:** 70660952

APPLICATION / APLICACIÓN:
RENAULT TRUCKS: Premium 340 2006>, Premium 370 2005>, Premium Distribution 209 1996>, Premium Distribution 210 1996>, Premium Distribution 250 1996>, Premium Distribution 256 1996>, Premium Distribution 265 2000>, Premium Distribution 298 1996>, Premium Distribution 313 2000>, Premium Distribution 339 1996>, Premium Distribution 362 2000>, Premium Distribution 392 2000>, Premium Distribution 412 2000>, Premium Route 298 1996>, Premium Route 313 2000>, Premium Route 339 1996>, Premium Route 362 2000>, Premium Route 412 2000>

GS2819
REAR WHEEL SENSOR (RIGHT SIDE)
REPLACES / REEMPLAZA:
Renault: 5010457300; **Diesel Technic:** 661906; **Cojali:** 2260013; **Herth+Buss Elparts:** 70660953; **Knorr:** 0486000115

APPLICATION / APLICACIÓN:
RENAULT TRUCKS: Premium Distribution 210 1996>, Premium Distribution 250 1996>, Premium Distribution 256 1996>, Premium Distribution 265 2000>, Premium Distribution 298 1996>, Premium Distribution 313 2000>, Premium Distribution 339 1996>, Premium Distribution 362 2000>, Premium Distribution 392 2000>, Premium Distribution 412 2000>, Premium Route 298 1996>, Premium Route 313 2000>, Premium Route 339 1996>, Premium Route 362 2000>, Premium Route 412 2000>

GS2820
REAR WHEEL SENSOR (BOTH SIDES)
REPLACES / REEMPLAZA:
Scania: 1428453, 1892070; **Wabco:** 4410328710; **Febi Bilstein:** 171175; **Diesel Technic:** 121626

APPLICATION / APLICACIÓN:
SCANIA: Line P, G, R, T 2003>2018, Line F, K, N 2004>



GS2821

FRONT AND REAR WHEEL SENSOR (BOTH SIDES)

REPLACES / REEMPLAZA:

Renault: 5010457875; **Wabco:** 4410329960, 4410353210, 4410353320, 4410323780; **Volvo:** 21363475, 21663163, 21663172, 21444285; **Scania:** 1890171; **Diesel Technic:** 661914; **Cojali:** 2260047; **Herth+Buss Elparts:** 70660579

APPLICATION / APLICACIÓN:

RENAULT: TRUCKS: C 250 2013>, C 280 2013>, C 320 2013>, C 379 2013>, C 430 2013>, C 439 2013>, C 460 2013>, C 480 2013>, C 520 2013>, D10 209 2013>, D10 239 2013>, D12 209 2013>, D12 239 2013>, D12 250 2013>, D12 280 2013>, D13 209 2013>, D13 239 2013>, D13 250 2013>, D13 280 2013>, D14 209 2013>, D14 239 2013>, D14 250 2013>, D14 280 2013>, D16 209 2013>, D16 239 2013>, D16 250 2013>, D16 280 2013>, D18 250 2013>, D18 280 2013>, D18 320 2013>, D25 250 2013>, D25 280 2013>, D25 320 2013>, D26 250 2013>, D26 280 2013>, D26 320 2013>, Kerax 256 1997>, Kerax 265 2001>, Kerax 298 1997>, Kerax 313 2001>, Kerax 339 1997>, Kerax 347 2003>, Kerax 362 2001>, Kerax 370 2005>, Kerax 381 1997>, Kerax 392 1998>, Kerax 410 2005>, Kerax 411 2005>, Kerax 412 2001>, Kerax 450 2005>, Kerax 461 2006>, Kerax 500 2006>, MagnumAE 380 1990>, MagnumAE 385 1992>, MagnumAE 390 1996>, MagnumAE 415 1992>, MagnumAE 430 1996>, MagnumAE 471 1996>, MagnumAE 500 1990>, MagnumAE 530 1992>, MagnumAE 560 1996>, MagnumDXi 440 2009>, MagnumDXi 441 2004>, MagnumDXi 461 2006>, MagnumDXi 480 2004>, MagnumDXi 500 2006>, MagnumDXi 520 2009>, MagnumE.TECH 401 2000>, MagnumE.TECH 441 2000>, MagnumE.TECH 472 2000>, Midlum 136 2000>, Midlum 150 2000>, Midlum 152 2001>, Midlum 160 2006>, Midlum 174 2001>, Midlum 180 2000>, Midlum 190 2006>, Midlum 209 2000>, Midlum 215 2001>, Midlum 220 2006>, Midlum 240 2006>, Midlum 250 2000>, Midlum 265 2001>, Midlum 280 2006>, Premium 2 Distribution 241 2006>, Premium 2 Distribution 264 2006>, Premium 2 Distribution 280 2005>, Premium 2 Distribution 310 2006>, Premium 2 Distribution 320 2005>, Premium 2 Distribution 340 2006>, Premium 2 Distribution 370 2005>, Premium 2 Distribution 381 2006>, Premium 2 Distribution 410 2005>, Premium 2 Distribution 430 2006>, Premium 2 Distribution 450 2005>, Premium 2 Distribution 460 2006>, Premium 2 Lander 264 2006>, Premium 2 Lander 310 2006>, Premium 2 Lander 340 2006>, Premium 2 Lander 381 2006>, Premium 2 Lander 430 2006>, Premium 2 Lander 440 2005>, Premium 2 Lander 460 2006>, Premium 2 Route 330 2005>, Premium 2 Route 381 2006>, Premium 2 Route 410 2005>, Premium 2 Route 411 2005>, Premium 2 Route 430 2006>, Premium 2 Route 450 2005>, Premium 2 Route 460 2006>, Premium Distribution 209 1996>, Premium Distribution 210 1996>, Premium Distribution 250 1996>, Premium Distribution 256 1996>, Premium Distribution 265 2000>, Premium Distribution 298 1996>, Premium Distribution 313 2000>, Premium Distribution 339 1996>, Premium Distribution 362 2000>, Premium Distribution 392 2000>, Premium Distribution 412 2000>, Premium Route 298 1996>, Premium Route 313 2000>, Premium Route 339 1996>, Premium Route 362 2000>, Premium Route 381 1996>, Premium Route 412 2000>;

VOLVO: FE 240 2006>, FE 260 2006>, FE 280 2006>, FE 300 2006>, FE 320 2006>, FE 340 2006>, FL 180 2000>, FL 220 2000>, FL 250 2000>, FL II 240 2006>, FL II 241 2009>, FL II 260 2009>, FL II 280 2006>, FL II 290 2009>, FL III 210 2013>, FL III 240 2013>, FL III 250 2013>, FL III 260 2013>, FL III 280 2013>, FL III 290 2013>



GS2822

FRONT WHEEL SENSOR (RIGHT SIDE)

REPLACES / REEMPLAZA:

Renault: 7424427344; **Wabco:** 4410323470, 4410329650, 4410323530; **Volvo:** 20915970, 21663165, 21663559; **Diesel Technic:** 661913; **Cojali:** 2260064; **Febi Bilstein:** 177008

APPLICATION / APLICACIÓN:

RENAULT: TRUCKS: C 280 2013>, C 379 2013>, C 430 2013>, C 441 2013>, C 460 2013>, C 480 2013>, C 519 2013>, C 250 2013>, C 320 2013>, C 380 2013>, C 439 2013>, C 520 2013>;

VOLVO: FE 240 2006>, FE 260 2006>, FE 280 2006>, FE 300 2006>, FE 320 2006>, FE 340 2006>, FE II 240 2012>, FE II 250 2012>, FE II 260 2012>, FE II 280 2012>, FE II 300 2012>, FE II 320 2012>, FE II 325 2016>, FE II 340 2012>



GS2823

FRONT WHEEL SENSOR (LEFT SIDE)

REPLACES / REEMPLAZA:

Volvo: 20916173, 20554959; **Renault:** 738610141, 7580250W; **Wabco:** 4410323500, 4410323890, 4410359392; **Diesel Technic:** 661912; **Cojali:** 2261139; **Febi Bilstein:** 174326

APPLICATION / APLICACIÓN:

RENAULT: Premium 2 Distribution 241 2006>, Premium 2 Distribution 264 2006>, Premium 2 Distribution 280 2005>, Premium 2 Distribution 310 2006>, Premium 2 Distribution 320 2005>, Premium 2 Distribution 340 2006>, Premium 2 Distribution 370 2005>, Premium 2 Distribution 381 2006>, Premium 2 Distribution 410 2005>, Premium 2 Distribution 430 2006>, Premium 2 Distribution 450 2005>, Premium 2 Distribution 460 2006>, Premium 2 Lander 264 2006>, Premium 2 Lander 310 2006>, Premium 2 Lander 340 2006>, Premium 2 Lander 381 2006>, Premium 2 Lander 430 2006>, Premium 2 Lander 440 2005>, Premium 2 Lander 460 2006>, Premium 2 Route 330 2005>, Premium 2 Route 381 2006>, Premium 2 Route 410 2005>, Premium 2 Route 411 2005>, Premium 2 Route 430 2006>, Premium 2 Route 450 2005>, Premium 2 Route 460 2006>, Premium Distribution 209 1996>, Premium Distribution 210 1996>, Premium Distribution 250 1996>, Premium Distribution 256 1996>, Premium Distribution 265 2000>, Premium Distribution 298 1996>, Premium Distribution 313 2000>, Premium Distribution 339 1996>, Premium Distribution 362 2000>, Premium Distribution 392 2000>, Premium Distribution 412 2000>, Premium Route 298 1996>, Premium Route 313 2000>, Premium Route 339 1996>, Premium Route 362 2000>, Premium Route 381 1996>, Premium Route 412 2000>;

VOLVO: FE 240 2006>, FE 280 2006>, FE 300 2006>, FE 320 2006>, FE 340 2006>, FE 250 2012>, FE 260 2012>, FE 325 2016>



GS2824

FRONT AND REAR WHEEL SENSOR (LEFT SIDE)

REPLACES / REEMPLAZA:

Renault: 5010457862, 7420916175, 7421296839; **Volvo:** 21296839, 21663166, 21363496, 20723702; **Scania:** 1729798; **Wabco:** 4410359212, 4410323510, 4410353210; **Diesel Technic:** 661908; **Cojali:** 2261137; **Febi Bilstein:** 40551

APPLICATION / APLICACIÓN:

RENAULT: TRUCKS: C 250 2013>, C 280 2013>, C 320 2013>, C 379 2013>, C 380 2013>, C 430 2013>, C 439 2013>, C 460 2013>, C 480 2013>, C 520 2013>, C 441 2013>, C 519 2013>, D10 209 2013>, D10 239 2013>, D12 250 2013>, D12 280 2013>, D12 209 2013>, D13 209 2013>, D13 239 2013>, D13 250 2013>, D13 280 2013>, D14 250 2013>, D14 209 2013>, D14 239 2013>, D14 280 2013>, D16 250 2013>, D16 280 2013>, D16 209 2013>, D16 239 2013>, D18 250 2013>, D18 280 2013>, D18 320 2013>, D18 379 2013>, D18 430 2013>, D25 250 2013>, D25 280 2013>, D25 320 2013>, D26 250 2013>, D26 280 2013>, D26 320 2013>, D26 280 2013>, D180 185 2013>, D220 219 2013>, D250 250 2013>, D270 264 2013>, D280 280 2013>, D300 295 2013>, D310 309 2013>, D320 320 2013>, D340 340 2013>, K Medium 379 2013>, K Medium 430 2013>, K Medium 439 2013>, K Medium 460 2013>, K Medium 480 2013>, K Medium 520 2013>, Magnum DXi12 441 2004>, Magnum DXi12 480 2004>, Magnum DXi13 440 2009>, Magnum DXi13 461 2006>, Magnum DXi13 480 2009>, Magnum DXi13 500 2006>, Magnum DXi13 520 2009>, MIDLUM 160 2006>, MIDLUM 190 2006>, MIDLUM 220 2006>, MIDLUM 240 2006>, MIDLUM 280 2006>, Premium Distribution 241 2006>, Premium Distribution 264 2006>, Premium Distribution 280 2005>, Premium Distribution 310 2006>, Premium Distribution 320 2005>, Premium Distribution 340 2006>, Premium Distribution 370 2005>, Premium Distribution 381 2006>, Premium Distribution 410 2005>, Premium Distribution 430 2006>, Premium Distribution 450 2005>, Premium Distribution 460 2006>, Premium Lander 264 2006>, Premium Lander 310 2006>, Premium Lander 340 2006>, Premium Lander 381 2006>, Premium Lander 430 2006>, Premium Lander 440 2005>, Premium Lander 460 2006>, Premium Route 330 2005>, Premium Route 381 2006>, Premium Route 410 2005>, Premium Route 430 2006>, Premium Route 450 2005>, Premium Route 460 2006>, T 380 2013>, T 430 2013>, T 439 2013>, T 460 2013>, T 480 2013>, T 520 2013>;

VOLVO: FE 250 2012>, FE 320 2012>, FE 241 2009>, FE 280 2006>, FE 210 2013>, FE 240 2013>

GS2825

REAR WHEEL SENSOR (BOTH SIDES)

REPLACES / REEMPLAZA:

Nissan: 479007Z710, 479007Z700

APPLICATION / APLICACIÓN:

NISSAN Frontier 1999>2006, Xterra 2001>2005



GS2828

REAR WHEEL SENSOR (RIGHT SIDE)

REPLACES / REEMPLAZA:

Scania: 1453597, 1534686, 1530701; Wabco: 4410329240;

Diesel Technic: 121669

APPLICATION / APLICACIÓN:

SCANIA: Line G, P, R, T 2004>



GS2829

FRONT AND REAR WHEEL SENSOR (LEFT SIDE)

REPLACES / REEMPLAZA:

MAN: 81271206182; Wabco: 4410322960, 4410322830; Diesel Technic: 337111; Cojali: 2260499, 2260523; Febi Bilstein: 47330

APPLICATION / APLICACIÓN:

MAN: HOCL 220 1993>2009, HOCL 240 2000>2009, HOCL 245 2002>2010, HOCL 250 1993>2007, HOCL 260 2002>2014, HOCL 280 2002>2014, HOCL 290 2007>2014, HOCL 310 1992>2013, HOCL 313 2003>2006, HOCL 320 2007>2014, HOCL 349 2002>2006, HOCL 360 2002>2013, HOCL 370 1985>1996, HOCL 400 2002>2009, HOCL 409 2002>2009, HOCL 420 2002>2006, HOCL 460 2002>2009, LION'S CITY 239 2004>2009, LION'S CITY 260 2007>, LION'S CLASSIC Lions Classic 220 2004>2009, LION'S CLASSIC Lions Classic 280 2004>2009, LION'S CLASSIC Lions Classic 310 2004>2009, LION'S CLASSIC Lions Classic 360 2004>2009, LION'S COACH 400 2015>, LION'S COACH 439 2015>, LION'S COACH 480 2015>, LION'S COACH FRH 350 1996>2001, LION'S COACH FRH 400 1995>, LION'S COACH RH 410 2000>, LION'S COACH RH 460 2000>, LION'S REGIO 320 2015>, LION'S REGIO 360 2015>, LION'S REGIO 400 2015>, LION'S STAR 350 1995>2002, LION'S STAR 400 1995>2001, LION'S STAR 410 2000>2007, LION'S STAR 420 1993>1996, LION'S STAR 460 2000>2007, NL 310 1998>, SÜ 240 2005>2009, SÜ 260 2005>2009, SÜ 270 2006>2009, SÜ 280 2003>, SÜ 310 2003>, SÜ 350 2006>2009, ÜL 310 1996>, ÜL 350 1997>

PS: Set of GS2830



GS2830

FRONT AND REAR WHEEL SENSOR (RIGHT SIDE)

REPLACES / REEMPLAZA:

MAN: 81271206120, 81271206102, 81271206183; Wabco: 4410322840, 4410322970; Diesel Technic: 337039; Cojali: 2260065; Febi Bilstein: 46232

APPLICATION / APLICACIÓN:

MAN: HOCL 220 1999>2009, HOCL 240 2000>2009, HOCL 245 2002>2006, HOCL 250 2007>, HOCL 260 2002>2014, HOCL 280 2002>2014, HOCL 290 2007>2014, HOCL 310 1992>2013, HOCL 313 2003>2006, HOCL 320 2007>2014, HOCL 349 2002>2006, HOCL 360 2002>2013, HOCL 370 1985>1996, HOCL 400 2002>2009, HOCL 409 2002>2009, HOCL 420 2002>2006, HOCL 460 2002>2009, LION'S CITY 220 2004>2006, LION'S CITY 239 2004>2009, LION'S CITY 250 1996>, LION'S CITY 260 2007>, LION'S CITY 280 2002>2009, LION'S CITY 290 2009>, LION'S CLASSIC 220 2004>2009, LION'S CLASSIC 280 2004>2009, LION'S CLASSIC 310 2004>2009, LION'S CLASSIC 360 2004>2009, LION'S COACH 350 1996>2001, LION'S COACH 400 1995>, LION'S COACH 410 2000>, LION'S COACH 439 2015>, LION'S COACH 460 2000>, LION'S COACH 480 2015>, LION'S REGIO 400 2015>, LION'S REGIO 320 2015>, LION'S REGIO 360 2015>, LION'S STAR 350 1995>2002, LION'S STAR 400 1995>2001, LION'S STAR 410 2000>2007, LION'S STAR 420 1993>90x530 2002>2009, TGA 540 2006>, TGA 660 2002>, TGA 680 2007>2008, TGM 240 2005>2022, TGM 250 2005>2022, TGM 280 2005>2022, TGM 290 2005>2022, TGM 326 2005>2022, TGM 340 2005>2022, TGM 341 2012>2022, TGS 320 2007>2021, TGS 349 2009>2021, TGS 350 2007>2021, TGS 360 2007>2021, TGS 390 2008>2021, TGS 400 2007>2021, TGS 430 2007>2021, TGS 440 2007>2021, TGS 441 2007>2021, TGS 480 2007>2021, TGS 540 2007>2021, TGX 320 2006>2021, TGX 360 2007>2021, TGX 400 2007>2021, TGX 440 2007>2021, TGX 441 2006>2021, TGX 480 2007>2021, TGX 520 2014>2021, TGX 521 2014>2021, TGX 540 2007>2021, TGX 560 2014>2021, ÜL 310 1996>, ÜL 350 1997>

PS: Set of GS2829



GS2832

FRONT WHEEL SENSOR (RIGHT SIDE)

REPLACES / REEMPLAZA:

MAN: 81211206174, 81271206134; Cojali: 2261162; Diesel Technic: 337030; Febi Bilstein: 104567; Knorr: 0486000252

APPLICATION / APLICACIÓN:

MAN: LION'S CLASSIC 220 2004>2009, LION'S CLASSIC 280 2004>2009, LION'S CLASSIC 310 2004>2009, LION'S CLASSIC 360 2004>2009, LION'S COACH 350 1996>2001, LION'S COACH 400 1995>, LION'S STAR 420 2001>2009, TGA 540 2006>, TGL 180 2005>2022, TGL 206 2005>2022, TGL 220 2005>2022, TGS 320 2007>2021, TGS 360 2007>2021, TGS 400 2007>2021, TGS 420 2016>2021, TGS 440 2009>2021, TGS 441 2007>2021, TGS 460 2016>2021, TGS 480 2007>2021, TGS 500 2016>2021, TGS 540 2007>2021, TGX 320 2006>2021, TGX 360 2007>2021, TGX 400 2007>2021, TGX 420 2016>2021, TGX 440 2008>2021, TGX 441 2006>2021, TGX 460 2016>2021, TGX 480 2006>2021, TGX 500 2016>2021, TGX 520 2014>2021, TGX 521 2014>2021, TGX 540 2006>2021, TGX 560 2014>2021, TGX 581 2016>2021, TGX 640 2016>2021, ÜL 310 1996>, ÜL 350 1997>



GS2833

FRONT WHEEL SENSOR (LEFT SIDE)

REPLACES / REEMPLAZA:

MAN: 812712; Diesel Technic: 337101; Cojali: 2261162; Febi Bilstein: 106322; Knorr: 0486000254, 0486000252

APPLICATION / APLICACIÓN:

MAN: HOCL 220 1999>2009, HOCL 240 2000>, HOCL 250 2007>, HOCL 260 2005>2014, HOCL 280 2002>2014, HOCL 290 2007>, HOCL 310 1992>, HOCL 349 2006>2009, HOCL 360 2004>2014, HOCL 400 2006>2014, HOCL 409 2004>2006, HOCL 430 2006>2009, HOCL 440 2006>2009, HOCL 460 2004>2009, HOCL 480 2007>2014, LION'S CITY 220 2004>2006, LION'S CITY 239 2004>2009, LION'S CITY 250 1996>, LION'S CITY 260 1996>, LION'S CITY 271 2006>2012, LION'S CITY 280 2002>2009, LION'S CITY 290 2009>, LION'S CITY 310 2004>, LION'S CITY 320 2007>, LION'S CITY 349 2006>2012, LION'S CITY 360 2004>2009, LION'S CLASSIC 220 2004>2009, LION'S CLASSIC 239 2004>2009, LION'S CLASSIC 250 2004>2014, LION'S CLASSIC 280 2004>2009, LION'S CLASSIC 290 2004>2014, LION'S CLASSIC 310 2004>2010, LION'S CLASSIC 360 2004>2009, LION'S COACH 350 1996>2001, LION'S COACH 400 1995>, LION'S COACH 410 2000>, LION'S COACH 439 2015>, LION'S COACH 460 2000>, LION'S COACH 480 2015>, LION'S STAR 410 2000>2007, LION'S STAR 420 1993>1996, LION'S STAR 460 2000>2007, NG 310 2007>2014, NG 320 2007>2014, NG 350 2007>2014, NG 360 2007>2014, NL 245 2007>2014, NL 271 2006>2009, NL 280 2012>, NL 310 1998>, NL 320 2007>, NM 240 2002>2009, NM 250 2007>2014, NM 280 2002>2009, NM 290 2007>2014, SL 280 2005>2006, SÜ 240 2005>2009, SÜ 260 2005>2009, SÜ 270 2006>2009, SÜ 280 2003>, SÜ 310 2003>2009, SÜ 350 2006>2009, TG 320 2007>2021, TG 360 2006>2021, TG 390 2004>, TG 400 2006>, TG 430 2004>, TG 440 2006>, TG 441 2006>2021, TG 480 2004>, TG 521 2014>2021, TG 540 2006>2021, TG 560 2014>2021, TG 680 2007>2019, ÜL 310 1996>, ÜL 350 1997>



GS2834

FRONT WHEEL SENSOR (RIGHT SIDE)

REPLACES / REEMPLAZA:

MAN: 81271206172; Diesel Technic: 337102; Knorr: 0486000255; Cojali: 2261090

APPLICATION / APLICACIÓN:

MAN: HOCL 220 1999>2009, HOCL 240 2000>, HOCL 250 2007>, HOCL 260 2005>2014, HOCL 280 2002>2014, HOCL 290 2007>, HOCL 310 1992>, HOCL 349 2006>2009, HOCL 360 2004>2014, HOCL 400 2006>2014, HOCL 409 2004>2006, HOCL 430 2006>2009, HOCL 440 2006>2009, HOCL 460 2004>2009, HOCL 480 2007>2014, LION'S CITY 220 2004>2006, LION'S CITY 239 2004>2009, LION'S CITY 250 1996>, LION'S CITY 260 1996>, LION'S CITY 271 2006>2012, LION'S CITY 280 2002>2009, LION'S CITY 290 2009>, LION'S CITY 310 2004>, LION'S CITY 320 2007>, LION'S CITY 349 2006>2012, LION'S CITY 360 2004>2009, LION'S CLASSIC 220 2004>2009, LION'S CLASSIC 239 2004>2009, LION'S CLASSIC 250 2004>2014, LION'S CLASSIC 280 2004>2009, LION'S CLASSIC 290 2004>2014, LION'S CLASSIC 310 2004>2010, LION'S CLASSIC 360 2004>2009, LION'S COACH 350 1996>2001, LION'S COACH 400 1995>, LION'S COACH 410 2000>, LION'S COACH 439 2015>, LION'S COACH 460 2000>, LION'S COACH 480 2015>, LION'S STAR 410 2000>2007, LION'S STAR 420 1993>1996, LION'S STAR 460 2000>2007, NG 310 2007>2014, NG 320 2007>2014, NG 350 2007>2014, NG 360 2007>2014, NL 245 2007>2014, NL 271 2006>2009, NL 280 2012>, NL 310 1998>, NL 320 2007>, NM 240 2002>2009, NM 250 2007>2014, NM 280 2002>2009, NM 290 2007>2014, SL 280 2005>2006, SÜ 240 2005>2009, SÜ 260 2005>2009, SÜ 270 2006>2009, SÜ 280 2003>, SÜ 310 2003>2009, SÜ 350 2006>2009, TG 320 2007>2021, TG 360 2006>2021, TG 390 2004>, TG 400 2006>, TG 430 2004>, TG 440 2006>, TG 441 2006>2021, TG 480 2004>, TG 521 2014>2021, TG 540 2006>2021, TG 560 2014>2021, TG 680 2007>2019, ÜL 310 1996>, ÜL 350 1997>



GS2835

FRONT WHEEL SENSOR (RIGHT SIDE)

REPLACES / REEMPLAZA:

MAN: 81271206170; Diesel Technic: 337104; Knorr: 0486000259; Cojali: 2261229; Febi Bilstein: 106321

APPLICATION / APLICACIÓN:

MAN: Lion'S Classic 220 2004>2009, Lion'S Classic 280 2004>2009, Lion'S Classic 310 2004>2009, Lion'S Classic 360 2004>2009, Lion'S Coach 350 1996>2001, Lion'S Coach 400 1995>, Lion'S Star 420 2001>2009, TGA 540 2006>, TGL 180 2005>2022, TGL 206 2005>2022, TGL 220 2005>2022, TGS 320 2007>2021, TGS 360 2007>2021, TGS 400 2007>2021, TGS 420 2016>2021, TGS 440 2009>2021, TGS 441 2007>2021, TGS 460 2016>2021, TGS 480 2007>2021, TGS 500 2016>2021, TGS 540 2007>2021, TGX 320 2006>2021, TGX 360 2007>2021, TGX 400 2007>2021, TGX 420 2016>2021, TGX 440 2008>2021, TGX 441 2006>2021, TGX 460 2016>2021, TGX 480 2006>2021, TGX 500 2016>2021, TGX 520 2014>2021, TGX 521 2014>2021, TGX 540 2006>2021, TGX 560 2014>2021, TGX 581 2016>2021, TGX 640 2016>2021, ÜL 310 1996>, ÜL 350 1997>



GS2836

FRONT WHEEL SENSOR (LEFT SIDE)

REPLACES / REEMPLAZA:

MAN: 81271206171, 81271206123; Cojali: 2261154; Febi Bilstein: 106323; Hella: 6PU230048511; Knorr: 0486000258

APPLICATION / APLICACIÓN:

MAN: FOCL 240 2007>, TGA 310 2000>, TGA 350 2004>, TGA 360 2000>, TGA 390 2004>, TGA 400 2004>, TGA 410 2000>, TGA 430 2004>, TGA 440 2005>, TGA 460 2000>, TGA 480 2002>, TGA 510 1999>2009, TGA 530 2002>2009, TGA 540 2006>, TGA 680 2007>2008, TGS 320 2007>2021, TGS 350 2007>2021, TGS 360 2007>2021, TGS 390 2008>2021, TGS 400 2007>2021, TGS 430 2007>2021, TGS 440 2008>2021, TGS 441 2007>2021, TGS 480 2007>2021, TGS 540 2007>2021, TGX 360 2007>2021, TGX 400 2007>2021, TGX 440 2007>2021, TGX 480 2007>2021, TGX 520 2014>2021, TGX 521 2014>2021, TGX 540 2007>2021, TGX 560 2014>2021



GS2837

REAR WHEEL SENSOR (LEFT SIDE)

REPLACES / REEMPLAZA:

Knorr: 0486000072; Renault: 5010422022; Cojali: 2260044; Febi Bilstein: 171614

APPLICATION / APLICACIÓN:

RENAULT: TRUCKS: Magnum AE 390 1996>, Magnum AE 430 1996>, Magnum AE 471 1996>, Magnum AE 560 1996>, Magnum E.TECH 401 2000>, Magnum E.TECH 441 2000>, Magnum E.TECH 472 2000>, Premium Distribution 298 1996>, Premium Distribution 313 2000>, Premium Distribution 339 1996>, Premium Distribution 362 2000>2009, Premium Distribution 412 2000>2009, Premium Route 313 2000>, Premium Route 339 1996>2008, Premium Route 362 2000>, Premium Route 381 1996>2021, Premium Route 412 2000>2021



GS2838

REAR WHEEL SENSOR (RIGHT SIDE)

REPLACES / REEMPLAZA:

Knorr: 0486000071; Renault: 5010422021; Diesel Technic: 661904; Cojali: 2260044; Febi Bilstein: 171611

APPLICATION / APLICACIÓN:

RENAULT: TRUCKS: Magnum AE 390 1996>, Magnum AE 430 1996>, Magnum AE 471 1996>, Magnum AE 560 1996>, Magnum E.TECH 401 2000>, Magnum E.TECH 441 2000>, Magnum E.TECH 472 2000>, Premium Distribution 298 1996>, Premium Distribution 313 2000>, Premium Distribution 339 1996>, Premium Distribution 362 2000>, Premium Distribution 412 2000>, Premium Route 313 2000>, Premium Route 339 1996>, Premium Route 362 2000>, Premium Route 381 1996>, Premium Route 412 2000>



GS2840

FRONT AND REAR WHEEL SENSOR (RIGHT SIDES)

REPLACES / REEMPLAZA:

Wabco: 4410321480, 4410359382, 4410321860; Volvo: 21363478, 2115094, 7421363478; Cojali: 2260066; Diesel Technic: 661917

APPLICATION / APLICACIÓN:

RENAULT: TRUCKS: Kerax 256 1997>, Kerax 265 2001>, Kerax 298 1997>, Kerax 313 2001>, Kerax 339 1997>, Kerax 347 2003>, Kerax 362 2001>2006, Kerax 370 2005>, Kerax 381 1997>, Kerax 392 1998>2006, Kerax 410 2005>, Kerax 411 2005>, Kerax 412 2001>, Kerax 450 2005>, Kerax 461 2006>, Kerax 500 2006>, Premium 2 Distribution 241 2006>, Premium 2 Distribution 264 2006>, Premium 2 Distribution 280 2005>, Premium 2 Distribution 310 2006>, Premium 2 Distribution 320 2005>, Premium 2 Distribution 340 2006>, Premium 2 Distribution 370 2005>, Premium 2 Distribution 381 2006>, Premium 2 Distribution 410 2005>, Premium 2 Distribution 430 2006>, Premium 2 Distribution 450 2005>, Premium 2 Distribution 460 2006>, Premium 2 Lander 264 2006>, Premium 2 Lander 310 2006>, Premium 2 Lander 340 2006>, Premium 2 Lander 381 2006>, Premium 2 Lander 430 2006>, Premium 2 Lander 440 2005>, Premium 2 Lander 460 2006>, Premium 2 Route 330 2005>, Premium 2 Route 381 2006>, Premium 2 Route 410 2005>, Premium 2 Route 411 2005>, Premium 2 Route 430 2006>, Premium 2 Route 450 2005>, Premium 2 Route 460 2006>, Premium Distribution 209 1996>, Premium Distribution 210 1996>, Premium Distribution 250 1996>, Premium Distribution 256 1996>, Premium Distribution 265 2000>, Premium Distribution 298 1996>, Premium Distribution 313 2000>, Premium Distribution 339 1996>, Premium Distribution 362 2000>, Premium Distribution 392 2000>, Premium Distribution 412 2000>, Premium Route 298 1996>, Premium Route 313 2000>, Premium Route 339 1996>, Premium Route 362 2000>, Premium Route 381 1996>, Premium Route 412 2000>





GS2841

REAR WHEEL SENSOR (LEFT SIDE)

REPLACES / REEMPLAZA:

MAN: 81271206105, 81271206218; **Wabco:** 4410329870, 4410353430; **Diesel Technic:** 337135; **Cojali:** 2261032

APPLICATION / APLICACIÓN:

MAN: TGL 180 2005>2022, TGL 206 2005>2022, TGL 220 2005>2022, TGL 240 2005>2022, TGL 250 2005>2022, TGL 150 2004>2022, TGL 179 2004>2022, TGM 240 2005>2022, TGM 280 2005>2022, TGM 290 2005>2022, TGM 326 2005>2022, TGM 340 2005>2022, TGM 239 2005>2022, TGM 250 2008>2022

PS: Set of GS2842



GS2842

REAR WHEEL SENSOR (RIGHT SIDE)

REPLACES / REEMPLAZA:

MAN: 81271206106, 81271206219; **Cojali:** 2261146; **Wabco:** 4410329880, 4410353440; **Diesel Technic:** 337136

APPLICATION / APLICACIÓN:

MAN: FOCL 240 2007>, FOCL 250 2004>, TGL 150 2005>2022, TGL 180 2005>2022, TGL 206 2005>2022, TGL 220 2005>2022, TGL 240 2005>2022, TGL 250 2005>2022, TGM 240 2005>2022, TGM 250 2005>2022, TGM 280 2005>2022, TGM 290 2005>2022, TGM 326 2005>2022, TGM 340 2005>2022

PS: Set of GS2841



GS2843

REAR WHEEL SENSOR (LEFT SIDE)

REPLACES / REEMPLAZA:

MAN: 81271206188; **Wabco:** 4410322900; **Febi Bilstein:** 40545

APPLICATION / APLICACIÓN:

MAN: HOCL 2 430 2006>2009, HOCL 2 440 2006>2009, HOCL 2 460 2006>2014, HOCL 2 480 2007>2014, HOCL 220 1998>, HOCL 240 2000>, HOCL 250 2007>, HOCL 260 2005>2014, HOCL 271 2006>, HOCL 280 2002>2014, HOCL 290 2007>, HOCL 310 2009>2014, HOCL 320 2009>, HOCL 349 2006>2014, HOCL 360 2004>2014, HOCL 400 2006>2014, HOCL 409 2004>2006, HOCL 430 2006>2009, HOCL 440 2006>2009, HOCL 460 2004>2009, HOCL 480 2007>2014, LION'S 250 2009>, LION'S 280 2004>, LION'S 290 2009>, NG 310 2006>2014, NG 320 2007>2014, NG 350 2007>2014, NG 360 2007>2014, NL 310 1998>, SÚ 240 2005>2009, SÚ 260 2005>2009, SÚ 270 2006>2009, SÚ 280 2003>, SÚ 310 2003>2009, SÚ 350 2006>2009, TGL 150 2004>2022, TGL 179 2004>2022, TGL 180 2005>2022, TGL 206 2005>2022, TGL 220 2005>2022, TGM 239 2005>2022, TGM 240 2005>2022, TGM 250 2005>2022, TGM 280 2005>2022, TGM 290 2005>2022, TGM 326 2005>2022, TGM 340 2005>2022



GS2844

FRONT WHEEL SENSOR (LEFT SIDE)

REPLACES / REEMPLAZA:

MAN: 81271206179, 81271206226; **Wabco:** 4410321120, 4410351070; **Diesel Technic:** 337137; **Cojali:** 2261034

APPLICATION / APLICACIÓN:

MAN: FOCL 240 2007>, FOCL 250 2004>, HOCL 220 1998>2009, HOCL 240 2000>2009, HOCL 250 2007>, HOCL 260 2005>2014, HOCL 280 2002>2014, HOCL 290 2007>2014, HOCL 310 2006>2009, HOCL 320 2007>2014, HOCL 400 2006>2014, HOCL 480 2007>2014, LION'S INTERCITY 290 2015>, LION'S CITY 220 2004>2006, LION'S CITY 239 2004>2009, LION'S CITY 260 2007>2014, LION'S CITY 271 2012>2014, LION'S CITY 280 2004>2014, LION'S CITY 310 2006>2014, LION'S CITY 320 2012>2014, LION'S CITY 349 2006>2014, LION'S CITY 360 2007>, LION'S CLASSIC 239 2004>2009, LION'S CLASSIC 250 2004>2014, LION'S CLASSIC 280 2004>2009, LION'S CLASSIC 290 2004>2014, LION'S CLASSIC 310 2007>2010, LION'S COACH 320 2007>2014, LION'S COACH 360 2005>2014, LION'S COACH 400 2007>, LION'S COACH 410 2000>, LION'S COACH 439 2015>, LION'S COACH 441 2006>2014, LION'S COACH 460 2000>, LION'S COACH 480 2012>, LION'S REGIO 320 2015>, LION'S REGIO 360 2015>, LION'S REGIO 400 2015>, LION'S STAR 410 2000>2007, NL 245 2012>, NL 271 1998>, NL 280 2007>, NL 460 2006>2009, NM 310 2002>2009, SÚ 240 2003>, SÚ 310 2005>2009, SÚ 320 2006>2009, TGL 250 2005>2022, TGL 280 2004>2022, TGL 290 2006>2022, TGM 239 2005>2022, TGM 240 2005>2022, TGM 250 2005>2022, TGM 280 2005>2022, TGM 290 2005>2022, TGM 326 2005>2022, TGM 340 2008>2022, TGM 341 2012>2022



GS2845

FRONT WHEEL SENSOR (RIGHT SIDE)

REPLACES / REEMPLAZA:

MAN: 81271206178, 81271206221; **Wabco:** 4410321130, 4410351080; **Diesel Technic:** 337138; **Cojali:** 2261036; **Febi Bilstein:** 103767

APPLICATION / APLICACIÓN:

MAN: FOCL 240 2007>, FOCL 250 2004>, HOCL 220 1998>2009, HOCL 240 2000>, HOCL 250 2007>, HOCL 260 2005>2014, HOCL 280 2002>2014, HOCL 290 2007>, HOCL 400 2006>2014, HOCL 480 2007>2014, LION'S INTERCITY 290 2015>, LION'S CITY 220 2004>2006, LION'S CITY 239 2004>2009, LION'S CITY 250 1996>, LION'S CITY 260 2007>2014, LION'S CITY 271 2006>2014, LION'S CITY 280 2004>2006, LION'S CITY 290 2009>, LION'S CITY 310 2004>, LION'S CITY 320 2007>, LION'S CITY 349 2006>2014, LION'S CITY 360 2004>2009, LION'S CLASSIC 239 2004>2009, LION'S CLASSIC 250 2004>2014, LION'S CLASSIC 280 2004>2009, LION'S CLASSIC 290 2004>2014, LION'S CLASSIC 310 2007>2010, LION'S COACH 320 2007>2014, LION'S COACH 360 2005>2014, LION'S COACH 400 2007>, LION'S COACH 410 2000>, LION'S COACH 439 2015>, LION'S COACH 441 2007>2014, LION'S COACH 460 2000>, LION'S COACH 480 2012>, LION'S REGIO 320 2015>, LION'S REGIO 360 2015>, LION'S REGIO 400 2015>, LION'S STAR 410 2000>2007, LION'S STAR 460 2000>2007, NL 245 2007>2014, NL 271 2006>2009, NL 280 2012>, NL 310 2007>2014, NL 320 2007>, NM 240 2002>2009, NM 250 2007>2014, NM 280 2002>2009, NM 290 2007>2014, SÚ 240 2005>2009, SÚ 260 2005>2009, SÚ 270 2006>2009, SÚ 280 2003>, SÚ 310 2003>2009, SÚ 350 2006>2009, TGL 150 2004>2022, TGL 179 2004>2022, TGL 180 2005>2022, TGL 206 2005>2022, TGL 220 2005>2022, TGL 240 2005>2022, TGL 250 2005>2022, TGM 240 2005>2022, TGM 250 2005>2022, TGM 280 2005>2022, TGM 290 2005>2022, TGM 326 2005>2022, TGM 340 2005>2022, TGM 341 2012>2022



GS2846

FRONT WHEEL SENSOR (BOTH SIDES)

REPLACES / REEMPLAZA:

MAN: 81271206190; **Wabco:** 4410321250

APPLICATION / APLICACIÓN:

MAN: TGA 310 2000>, TGA 350 2004>, TGA 360 2000>, TGA 390 2004>, TGA 400 2005>, TGA 410 2000>, TGA 430 2004>, TGA 440 2005>, TGA 460 2000>, TGA 480 2002>, TGA 510 2000>, TGA 530 2002>, TGA 540 2006>, TGS 320 2007>2021, TGS 360 2007>2021, TGS 400 2007>2021, TGS 440 2007>2021, TGS 480 2007>2021, TGS 540 2007>2021

GS2848

FRONT WHEEL SENSOR (LEFT SIDE)

REPLACES / REEMPLAZA:

MAN: 81271206205, 81271206224; **Febi Bilstein:** 103770; **Wabco:** 4410351110, 4410321610

APPLICATION / APLICACIÓN:

MAN: HOCL 220 1998>2009, HOCL 240 2000>, HOCL 250 2007>, HOCL 260 2005>2014, HOCL 271 2006>, HOCL 280 2002>2014, HOCL 290 2007>2014, HOCL 310 2009>2014, HOCL 320 2009>, HOCL 349 2006>2014, HOCL 360 2006>2014, HOCL 400 2006>2014, HOCL 480 2007>2014, LION S INTERCITY 290 2015>, LION'S CITY 271 2006>2014, LION'S CITY 280 2004>, LION'S CITY 310 2006>2014, LION'S CITY 320 2007>2014, LION'S CITY 349 2006>2014, LION'S CITY 360 2007>, LION'S CITY A 250 2009>, LION'S CITY A 260 1996>, LION'S CITY A 290 2009>, LION'S CITY A 310 2004>, LION'S CITY A 360 2004>2009, NG 310 2007>2014, NG 320 2007>2014, NG 350 2007>2014, NG 360 2007>2014, SL 280 2005>2006, SÚ 240 2005>2009, SÚ 260 2005>2009, SÚ 270 2006>2009, SÚ 280 2003>, SÚ 310 2003>2009, SÚ 350 2006>2009, TGL 150 2004>2022, TGL 179 2004>2022, TGL 180 2005>2022, TGL 206 2005>2022, TGL 220 2005>2022, TGM 240 2005>2022, TGM 250 2005>2022, TGM 280 2005>2022, TGM 290 2005>2022, TGM 326 2005>2022, TGM 340 2005>2022

Ps: Set of GS2849. Conector type A



GS2849

FRONT WHEEL SENSOR (RIGHT SIDE)

REPLACES / REEMPLAZA:

Wabco: 4410321620; **MAN:** 81271206206

APPLICATION / APLICACIÓN:

MAN: LION'S CITY 260 1996>, NG 310 2006>, NG 320 2007>2014, NG 350 2007>2014, NG 360 2007>2014, SL II 280 2005>2014, SL II 350 2006>2006, SL II 360 2007>2009, TGM 240 2005>2014, TGM 250 2005>2022, TGM 280 2005>2022, TGM 290 2005>2022

Ps: Set of GS2848. Conector type B



GS2854

FRONT WHEEL SENSOR (BOTH SIDES)

REPLACES / REEMPLAZA:

Scania: 1534519, 1431120, 1530700; **Wabco:** 4410329100; **Febi Bilstein:** 104568; **Diesel Technic:** 121614

APPLICATION / APLICACIÓN:

SCANIA: Line 4 1994>2008, Line P 2003>2018, Line G 2003>2018, Line R 2003>2018, Line T 2003>2018

Ps: Length 1170 mm



GS2855

FRONT WHEEL SENSOR (BOTH SIDES)

REPLACES / REEMPLAZA:

DAF: 1505212; **Wabco:** 4410320690; **MAN:** 01510205; **Meyle:** 14345330010

APPLICATION / APLICACIÓN:

DAF: CF 65 FA 2001>2003, CF 75 FA 2001>2003, CF 85 FA 2001>2003

Ps: Length 2080 mm



GS2857

REAR WHEEL SENSOR (LEFT SIDE)

REPLACES / REEMPLAZA:

Toyota: 8954642040; **A.B.S.:** 31136;

Meat & Doria: 90578

APPLICATION / APLICACIÓN:

TOYOTA: Rav 4 Iii 2.0 2008>, Rav 4 Iii 2.0 4Wd 2006>, Rav 4 Iii 2.0 4Wd 2008>, Rav 4 Iii 2.2 D 2008>, Rav 4 Iii 2.2 D 4Wd 2006>



GS2860

FRONT WHEEL SENSOR (RIGHT SIDE)

REPLACES / REEMPLAZA:

VW/ Audi/ Seat/ Skoda: WHT003860, 6Q0927804A, 6Q0927804B; **Bosch:** 0 986 594 501; **Bremi:** 50324; **Cargo:** 181859; **Era:** 560094; **Meat & Doria:** 90048; **Mobiletron:** AB-EU038

APPLICATION / APLICACIÓN:

AUDI: A1 1.0 TFSI 2015>2018, A1 Sportback 1.0 TFSI 2015>2018, A2 hatch 1.4 2000>2005, A2 hatch 1.6 FSI 2002>2005, A3 1.0 TFSI 2016>, A3 Sportback 1.0 TFSI 2016>, Q2 1.0 TFSI 2016>, TT Roadster 1.8 TFSI 2015>

SEAT: Arona 1.0/1.5 TSI 2017>, Ateca 1.0 TSI 2016>, Cordoba Mk2 saloon 1.2 2002>2006, Ibiza Mk4 hatch 1.2 2007>2008, Leon 1.0 TSI 2015>, Mii 1.0 2011>

SKODA: Citigo 1.0 2011>, Fabia Mk1 hatch 1.0 1999>2002, Karoq 1.0 TSI 2017>, Kodiaq 1.4 TSI 2016>, Octavia III 1.0 TSI 2016>, Roomster MPV 1.2 2006>2007, Praktik Van 1.2 2007>2015

VOLKSWAGEN: Arleon 1.5 TSI 2017>, Arleon 2.0 2017>, Fox hatch 1.2 2005>, Golf SportsVan 1.0 TSI 2015>, Passat Variant 1.4 TSI 2014>, Polo 1.0 2017>, Tiguan 1.4 TSI 2016>, Touran 1.2/1.4/1.8 TSI 2015>, T-Roc 1.0 TSI 2017>, Up 1.0 2011>, Up 1.0 TSI 2016>

Ps: Set of GS2861/ GS2862/ GS2863



GS2861

FRONT WHEEL SENSOR (LEFT SIDE)

REPLACES / REEMPLAZA:

VW/ Audi/ Seat/ Skoda: WHT003861, 6Q0927803A, 6Q0927803B; **Bosch:** 0 986 594 500; **Bremi:** 50303; **Cargo:** 181858; **Era:** 560093; **Meat & Doria:** 90056; **Mobiletron:** AB-EU039

APPLICATION / APLICACIÓN:

AUDI: A1 1.0 TFSI 2015>2018, A1 Sportback 1.0 TFSI 2015>2018, A2 hatch 1.4 2000>2005, A2 hatch 1.6 FSI 2002>2005, A3 1.0 TFSI 2016>, A3 Sportback 1.0 TFSI 2016>, Q2 1.0 TFSI 2016>, TT Roadster 1.8 TFSI 2015>

SEAT: Arona 1.0/1.5 TSI 2017>, Ateca 1.0 TSI 2016>, Cordoba Mk2 saloon 1.2 2002>2006, Ibiza Mk4 hatch 1.2 2007>2008, Leon 1.0 TSI 2015>, Mii 1.0 2011>

SKODA: Citigo 1.0 2011>, Fabia Mk1 hatch 1.0 1999>2002, Karoq 1.0 TSI 2017>, Kodiaq 1.4 TSI 2016>, Octavia III 1.0 TSI 2016>, Roomster MPV 1.2 2006>2007, Praktik Van 1.2 2007>2015

VOLKSWAGEN: Arleon 1.5 TSI 2017>, Arleon 2.0 2017>, Fox hatch 1.2 2005>, Golf SportsVan 1.0 TSI 2015>, Passat Variant 1.4 TSI 2014>, Polo 1.0 2017>, Tiguan 1.4 TSI 2016>, Touran 1.2/1.4/1.8 TSI 2015>, T-Roc 1.0 TSI 2017>, Up 1.0 2011>, Up 1.0 TSI 2016>

Ps: Set of GS2860/ GS2862/ GS2863





GS2862

REAR WHEEL SENSOR (RIGHT SIDE)

REPLACES / REEMPLAZA:

VW: WHT003862, 5U0927808, 6Q0927808B;

Bosch: 0 986 594 503; Bremi: 50306; Cargo: 182286; Era: 560294; Meat & Doria: 90059;

Mobiletron: AB-EU104

APPLICATION / APLICACIÓN:

AUDI: A1 1.0 TFSI 2015>2018, A1 Sportback 1.0 TFSI 2015>2018, A2 hatch 1.4 2000>2005, A2 hatch 1.6 FSI 2002>2005, A3 1.0 TFSI 2016>, A3 Sportback 1.0 TFSI 2016>, Q2 1.0 TFSI 2016>, TT Roadster 1.8 TFSI 2015>

SEAT: Arona 1.0/1.5 TSI 2017>, Ateca 1.0 TSI 2016>, Cordoba Mk2 saloon 1.2 2002>2006, Ibiza Mk4 hatch 1.2 2007>2008, Leon 1.0 TSI 2015>, Mii 1.0 2011>

SKODA: Citigo 1.0 2011>, Fabia Mk1 hatch 1.0 1999>2002, Karoq 1.0 TSI 2017>, Kodiaq 1.4 TSI 2016>, Octavia III 1.0 TSI 2016>, Roomster MPV 1.2 2006>2007, Praktik Van 1.2 2007>2015

VOLKSWAGEN: Artoon 1.5 TSI 2017>, Artoon 2.0 2017>, Fox hatch 1.2 2005>, Golf SportsVan 1.0 TSI 2015>, Passat Variant 1.4 TSI 2014>, Polo 1.0 2017>, Tiguan 1.4 TSI 2016>, Touran 1.2/1.4/1.8 TSI 2015>, T-Roc 1.0 TSI 2017>, Up 1.0 2011>, Up 1.0 TSI 2016>

PS: Set of GS2860/ GS2861/ GS2863



GS2863

REAR WHEEL SENSOR (LEFT SIDE)

REPLACES / REEMPLAZA:

VW: WHT003863, 6Q0927807B, 5U0927807, 5U0927753; Bosch: 0 986 594 502; Bremi: 50308; Cargo: 182285; Era: 560225; Meat & Doria: 90058;

Mobiletron: AB-EU097

APPLICATION / APLICACIÓN:

AUDI: A1 1.0 TFSI 2015>2018, A1 Sportback 1.0 TFSI 2015>2018, A2 hatch 1.4 2000>2005, A2 hatch 1.6 FSI 2002>2005, A3 1.0 TFSI 2016>, A3 Sportback 1.0 TFSI 2016>, Q2 1.0 TFSI 2016>, TT Roadster 1.8 TFSI 2015>

SEAT: Arona 1.0/1.5 TSI 2017>, Ateca 1.0 TSI 2016>, Cordoba Mk2 saloon 1.2 2002>2006, Ibiza Mk4 hatch 1.2 2007>2008, Leon 1.0 TSI 2015>, Mii 1.0 2011>

SKODA: Citigo 1.0 2011>, Fabia Mk1 hatch 1.0 1999>2002, Karoq 1.0 TSI 2017>, Kodiaq 1.4 TSI 2016>, Octavia III 1.0 TSI 2016>, Roomster MPV 1.2 2006>2007, Praktik Van 1.2 2007>2015

VOLKSWAGEN: Artoon 1.5 TSI 2017>, Artoon 2.0 2017>, Fox hatch 1.2 2005>, Golf SportsVan 1.0 TSI 2015>, Passat Variant 1.4 TSI 2014>, Polo 1.0 2017>, Tiguan 1.4 TSI 2016>, Touran 1.2/1.4/1.8 TSI 2015>, T-Roc 1.0 TSI 2017>, Up 1.0 2011>, Up 1.0 TSI 2016>

PS: set of GS2860/ GS2861/ GS2862



GS2864

FRONT WHEEL SENSOR (BOTH SIDES)

REPLACES / REEMPLAZA:

Toyota: 8954202110, 8954302110, 0265007803, 0265007804;

Bosch: 0 265 007 803

APPLICATION / APLICACIÓN:

TOYOTA: Corolla 1.8 Saloon 1798ccm 135HP 99KW (Petrol) 2008>2012



GS2867

FRONT WHEEL SENSOR (LEFT SIDE)

REPLACES / REEMPLAZA:

Chevrolet: 15725355

GMC: 15725355

APPLICATION / APLICACIÓN:

Chevrolet: Blazer, S10

GMC: Jimmy, Sonoma

PS: set of GS2868



GS2868

FRONT WHEEL SENSOR (RIGHT SIDE)

REPLACES / REEMPLAZA:

Chevrolet: 15725356

GMC: 15725356

APPLICATION / APLICACIÓN:

Chevrolet: Blazer, S10

GMC: Jimmy, Sonoma

PS: set of GS2867



GS2871

FRONT WHEEL SENSOR (RIGHT SIDE)

REPLACES / REEMPLAZA:

Volvo: 21570619, 20787815; Renault: 5010457878, 7580245W; Wabco: 4410321430, 4410323320, 4410359372, 4410321460; Cojali: 2260016; Febi Bilstein: 103763

APPLICATION / APLICACIÓN:

RENAULT: Trucks D 185 2013>, D 219 2013>, D 264 2013>, D 280 2013>, D 295 2013>, D 309 2013>, D 320 2013>, D10 209 2013>, D11 239 2013>, D12 209 2013>, D12 239 2013>, D12 250 2013>, D12 280 2013>, D13 209 2013>, D13 239 2013>, D13 250 2013>, D13 280 2013>, D14 209 2013>, D14 239 2013>, D14 250 2013>, D14 280 2013>, D16 209 2013>, D16 239 2013>, D16 250 2013>, D16 280 2013>, D18 250 2013>, D18 280 2013>, D18 320 2013>, D18 379 2013>, D18 430 2013>, D 340 2013>, D 6.5 150 2016>, D 7.5 177 2016>, D ACCESS 280 2014>, D ACCESS 320 2014>, D320 CNG 325 2015>, MIDLUM 160 2006>, MIDLUM 190 2006>, MIDLUM 220 2006>, MIDLUM 240 2006>, MIDLUM 280 2006>;

VOLVO: FL II 210 2013>, FL II 240 2006>, FL II 241 2009>, FL II 250 2013>, FL II 260 2009>, FL II 280 2006>, FL II 290 2009>, FL II 300 2009>, FL II 340 2009>

PS: Conector type A

GS2872

FRONT WHEEL SENSOR (LEFT SIDE)

REPLACES / REEMPLAZA:

Renault: 5010457879, 7421363486, 7580218W; **Volvo:** 21364022, 20723669, 21363486; **Wabco:** 4410321440, 4410359352, 4410321510, 4410351330; **Cojali:** 2260014; **Febi Bilstein:** 103762

APPLICATION / APLICACIÓN:

RENAULT: C 250 2013>, C 280 2013>, C 320 2013>, C 379 2013>, C 380 2013>, C 430 2013>, C 439 2013>, C 441 2013>, C 460 2013>, C 480 2013>, C 519 2013>, C 520 2013>, D 185 2013>, D 209 2013>, D 219 2013>, D 239 2013>, D 250 2013>, D 264 2013>, D 280 2013>, D 295 2013>, D 309 2013>, D 320 2013>, D 340 2013>, D 379 2013>, D 430 2013>, Midlum 160 2006>, Midlum 190 2006>, Midlum 220 2006>, Midlum 240 2006>, Midlum 280 2006>, Premium 2 Distribution 241 2006>, Premium 2 Distribution 264 2006>, Premium 2 Distribution 280 2005>, Premium 2 Distribution 310 2006>, Premium 2 Distribution 320 2005>, Premium 2 Distribution 340 2006>, Premium 2 Lander 264 2006>, Premium 2 Lander 310 2006>, Premium 2 Lander 340 2006>;

VOLVO: FE 240 2006>, FE 260 2006>, FE 280 2006>, FE 300 2006>, FE 320 2006>, FE 340 2006>, FE II 240 2012>, FE II 250 2012>, FE II 260 2012>, FE II 280 2012>, FE II 300 2012>, FE II 320 2012>, FE II 340 2012>, FL II 240 2006>, FL II 241 2009>, FL II 260 2009>, FL II 280 2006>, FL II 290 2009>, FL II 300 2009>, FL II 340 2009>

PS: Conector type B



GS2873

REAR WHEEL SENSOR (RIGHT SIDE)

REPLACES / REEMPLAZA:

Bosch: 0 265 008 936

Renault: 479505873R

APPLICATION / APLICACIÓN:

Renault: Duster 1.6/2.0

PS: set of GS2973



GS2875

FRONT WHEEL SENSOR (RIGHT SIDE)

REPLACES / REEMPLAZA:

Renault: 5010457880, 7580245W; **Volvo:** 21363476, 20787815, 21570619; **Wabco:** 4410359372, 4410321460, 4410321430, 4410323320, 4410359372; **Cojali:** 2261165; **Febi Bilstein:** 103763

APPLICATION / APLICACIÓN:

RENAULT: D10 209 2013>, D10 239 2013>, D12 209 2013>, D12 239 2013>, D12 250 2013>, D12 280 2013>, D13 209 2013>, D13 239 2013>, D13 250 2013>, D13 280 2013>, D14 209 2013>, D14 239 2013>, D14 250 2013>, D14 280 2013>, D16 209 2013>, D16 239 2013>, D16 250 2013>, D16 280 2013>, D18 250 2013>, D18 280 2013>, D18 320 2013>, D18 379 2013>, D18 430 2013>, D 6.5 150 2016>, D 7.5 177 2016>, D ACCESS 280 2014>, D ACCESS 320 2014>, D D180 185 2013>, D D220 219 2013>, D D270 264 2013>, D D280 280 2013>, D D300 295 2013>, D D310 309 2013>, D D320 320 2013>, D D320 325 2015>, D D340 340 2013>, MIDLUM 160 2006>, MIDLUM 190 2006>, MIDLUM 220 2006>, MIDLUM 240 2006>, MIDLUM 280 2006>;

VOLVO: FL II 240 2006>, FL II 241 2009>, FL II 260 2009>, FL II 280 2006>, FL II 290 2009>, FL II 300 2009>, FL II 340 2009>, FL III 210 2013>, FL III 240 2013>, FL III 250 2013>, FL III 260 2013>, FL III 280 2013>, FL III 290 2013>

PS: Conector type A



GS2876

FRONT AND REAR WHEEL SENSOR (LEFT SIDE)

REPLACES / REEMPLAZA:

Volvo: 21363477; **Renault:** 5010457881; **Wabco:** 4410321470; **Cojali:** 2261027; **Febi Bilstein:** 172358

APPLICATION / APLICACIÓN:

RENAULT: Kerax 461 2006>, Kerax 500 2006>, Kerax 370 2005>, Kerax 410 2005>, Kerax 411 2005>, Kerax 450 2005>

PS: Conector type B



GS2877

FRONT AND REAR WHEEL SENSOR (LEFT SIDE)

REPLACES / REEMPLAZA:

Wabco: 4410321500; **Renault:** 5010457892; **Volvo:** 21363487

APPLICATION / APLICACIÓN:

RENAULT: Trucks KERAX: 260.18 1997>, 270.18 2001>, 300.18/B 1997>, 300.26/B 1997>, 320.18 2001>, 320.26 2001>, 340.18 1997>, 340.26/B 1997>, 340.32/A 1997>, 350.34 2003>, 370.18 2001>, 370.26 2005>, 370.32 2005>, 385.18 1997>, 385.26 1997>, 385.32/A 1997>, 400.18 2000>, 400.26 1998>2006, 400.32/B 2000>, 42018 2005>, 42026 2005>, 42032 2005>, 420.18 2001>, 420.34 2001>, 420.26 2001>, 420.32 2001>, 450.18 2005>, 450.26 2005>, 450.32 2005>, 460.32 2006>, 500.32 2006>

PS: Conector type A



GS2879

REAR WHEEL SENSOR (LEFT SIDE)

REPLACES / REEMPLAZA:

Wabco: 4410322880; **Diesel Technic:** 337131; **Cojali:** 2261492

APPLICATION / APLICACIÓN:

MAN: HOCL 240 2000>, HOCL 220 1998>2009, HOCL 280 2002>2014, HOCL 480 2007>2014, Lion's City A 20 260 1998>, Lion's City A 21 250 1996>, Lion's City A 22 280 2009>, Lion's City A 22 320 2009>, Lion's City A 22 360 2009>, Lion's City A 26 360 2004>2009, Lion's City A 35 250 2009>, Lion's City A 35 290 2009>, Lion's City A 37 280 2002>2009, Lion's City A 39 310 2004>, Lion's City 239 2004>2009, Lion's City 260 2007>2014, Lion's City 271 2006>2011, Lion's City 310 2006>2011, Lion's City 320 2007>, Lion's City 349 2006>2011, Lion's City 360 2007>, Lion's City 220 2004>2006, Lion's City 280 2004>2006, Lion's Classic 239 2004>2009, Lion's Classic 250 2004>2014, Lion's Classic 280 2004>2009, Lion's Classic 290 2004>2014, Lion's Classic 310 2007>2010, Lion's Coach 439 2015>, Lion's Coach 320 2007>2014, Lion's Coach 360 2005>2014, Lion's Coach 400 2007>, Lion's Coach 441 2006>2014, Lion's Coach 480 2012>, Lion's Coach 410 2000>, Lion's Coach 460 2000>, Lion's Regio 320 2015>, Lion's Regio 360 2015>, Lion's Regio 400 2015>, Lion's Star RH 410 2000>2007, Lion's Star RH 460 2000>2007, NL 245 2007>2014, NL 271 2006>2009, NL 280 2012>, NL 310 2006>2014, NL 320 2007>, NM 240 2002>2009, NM 250 2007>2014, NM 280 2002>2009, NM 290 2007>2014, SÜ 240 2005>2009, SÜ 260 2005>2009, SÜ 270 2006>2009, SÜ 280 2003>, SÜ 310 2003>2009, SÜ 350 2006>2009, TGM 240 2005>2022, TGM 250 2005>2022, TGM 280 2005>2022, TGM 290 2005>2022, TGM 326 2005>2022, TGM 340 2005>2022, TGM 239 2005>2022, TGM 341 2012>2022

PS: Conector type A





GS2880

REAR WHEEL SENSOR (RIGHT SIDE)

REPLACES / REEMPLAZA:

MAN: 81271206187; **Wabco:** 4410322890; **Diesel Technic:** 337132; **Febi Bilstein:** 104521

APPLICATION / APLICACIÓN:

MAN: HOCL 220 1999>2009, HOCL 240 2000>2009, HOCL 250 2007>, HOCL 260 2005>2014, HOCL 280 2002>2014, HOCL 290 2007>2014, HOCL 310 2006>2009, HOCL 320 2007>2014, HOCL 400 2006>2014, HOCL 480 2007>2014, LION'S CITY 220 2004>2006, LION'S CITY 239 2004>2009, LION'S CITY 250 1996>, LION'S CITY 260 2007>2014, LION'S CITY 280 2002>2009, LION'S CITY 290 2009>, LION'S CITY 310 2004>, LION'S CITY 320 2009>, LION'S CITY 349 2006>2009, LION'S CITY 360 2009>, LION'S CLASSIC 239 2004>2009, LION'S CLASSIC 250 2004>2014, LION'S CLASSIC 280 2004>2009, LION'S CLASSIC 290 2004>2014, LION'S CLASSIC 310 2007>2010, LION'S COACH 320 2007>2014, LION'S COACH 360 2005>2014, LION'S COACH 400 2007>, LION'S COACH 410 2000>, LION'S COACH 439 2015>, LION'S COACH 441 2006>2014, LION'S COACH 460 2000>, LION'S COACH 480 2012>, LION'S REGIO 320 2015>, LION'S REGIO 360 2015>, LION'S REGIO 400 2015>, LION'S STAR RH 410 2000>2007, LION'S STAR RH 460 2000>2007, NG 310 2007>2014, NG 320 2007>2014, NG 350 2007>2014, NG 360 2007>2014, NL 245 2007>2014, NL 271 2006>2009, NL 280 2012>, NL 310 2006>2014, NL 320 2007>, NM 240 2002>2009, NM 250 2007>2014, NM 280 2002>2009, NM 290 2007>2014, SÚ 240 2005>2009, SÚ 260 2005>2009, SÚ 270 2006>2009, SÚ 280 2003>, SÚ 310 2003>2009, SÚ 350 2006>2009, TGM 239 2005>2022, TGM 240 2005>2022, TGM 250 2005>2022, TGM 280 2005>2022, TGM 290 2005>2022, TGM 326 2006>2022, TGM 340 2005>2022, TGM 341 2012>2022

PS: Conector type B



GS2881

REAR WHEEL SENSOR (RIGHT SIDE)

REPLACES / REEMPLAZA:

Wabco: 4410322920; **MAN:** 81271206192; **Cojali:** 2261493

APPLICATION / APLICACIÓN:

MAN: TGM 12.240 2005>2022, 12.250 2005>2022, 12.280 2005>2022, 12.290 2005>2022, 15.240 2005>2022, 15.250 2005>2022, 15.280 2005>2022, 15.290 2005>2022, 15.330 2005>2022, 15.340 2005>2022, 18.240 2005>2022, 18.250 2005>2022, 18.280 2005>2022, 18.290 2005>2022, 18.330 2005>2022, 18.340 2005>2022, 22.240 2005>2022, 22.250 2005>2022, 22.280 2005>2022, 22.290 2005>2022

PS: Conector type B



GS2882

REAR WHEEL SENSOR (LEFT SIDE)

REPLACES / REEMPLAZA:

Wabco: 4410322930; **MAN:** 81271206203; **Cojali:** 2261136

APPLICATION / APLICACIÓN:

MAN: TGM 15.240 2005>2022, 15.250 2005>2022, 15.280 2005>2022, 15.290 2005>2022, 15.330 2005>2022, 15.340 2005>2022, 18.240 2005>2022, 18.250 2005>2022, 18.280 2005>2022, 18.290 2005>2022, 18.330 2005>2022, 18.340 2005>2022

PS: Conector type A



GS2883

REAR WHEEL SENSOR (RIGHT SIDE)

REPLACES / REEMPLAZA:

Wabco: 4410322940; **MAN:** 81271206204

APPLICATION / APLICACIÓN:

MAN: TGM 15.240 2005>2022, TGM I 15.250 2005>2022, TGM I 15.280 2005>2022, TGM I 15.290 2005>2022, TGM I 15.330 2005>2022, TGM I 15.340 2005>2022, TGM I 18.240 2005>2022, TGM I 18.250 2005>2022, TGM I 18.280 2005>2022, TGM I 18.290 2005>2022, TGM I 18.330 2005>2022, TGM I 18.340 2005>2022

PS: Conector type B



GS2884

FRONT WHEEL SENSOR (LEFT SIDE)

REPLACES / REEMPLAZA:

Ford: F87Z2C204HA, F87Z2C204JA, 3L5Z2C204BA, 6L5Z2C204BA

Mazda: ZZP043801, 1F6043801, 1F6043801A

APPLICATION / APLICACIÓN:

Ford: Explorer

Mazda: B2300, B2500, B3000, B4000



GS2885

REAR WHEEL SENSOR (BOTH SIDES)

REPLACES / REEMPLAZA:

Scania: 1530706, 1437931, 1428497; **Wabco:** 4410329030; **Febi Bilstein:** 170587; **Diesel Technic:** 121791

APPLICATION / APLICACIÓN:

SCANIA: Line 4 , Line P , Line G , Line R , Line T , Line F , Line K , Line N

PS: Conector type A



GS2886

REAR WHEEL SENSOR (BOTH SIDES)

REPLACES / REEMPLAZA:

Scania: 1428443, 1530699, 1438889, 1428889; **Wabco:** 4410328650, 4410328850; **Febi Bilstein:** 104569; **Diesel Technic:** 121616

APPLICATION / APLICACIÓN:

SCANIA: Line R / T



GS2887

FRONT WHEEL SENSOR (RIGHT SIDE)

REPLACES / REEMPLAZA:

Volvo: 30773740, 307737400, 9467580, 94675800; A.B.S.: 30232; **Delphi:** SS20116; **Meat & Doria:** 90385

APPLICATION / APLICACIÓN:

VOLVO: S60 I 2.0 T 1998>, S60 I 2.3 T5 1999>, S60 I 2.4 1999>, S60 I 2.4 Bifuel 2001>, S60 I 2.4 Cdi 2003>, S60 I 2.4 D 2001>, S60 I 2.4 D5 2001>, S60 I 2.4 T 1999>, S60 I 2.4 T Awd 2001>, S60 I 2.4 T5 2004>, S60 I 2.5 T 2001>, S60 I 2.5 T Awd 2002>, S60 I R 2.5 T Awd 2003>, S60 I T5 2000>, S80 I 2.0 1998>, S80 I 2.0 T 1998>, S80 I 2.3 R 2000>, S80 I 2.4 1999>, S80 I 2.4 Bifuel 2001>, S80 I 2.4 D 2001>, S80 I 2.4 D5 2001>, S80 I 2.4 Ltp 2004>, S80 I 2.4 T 1999>, S80 I 2.4 T5 Awd 2000>, S80 I 2.5 T 2001>, S80 I 2.5 T Awd 2002>, S80 I 2.5 Tdi 1999>, S80 I 2.8 T6 1998>, S80 I 2.9 1998>, S80 I 3.0 2001>, S80 I 3.0 T6 2001>, V70 Ii 2.0 T 1998>, V70 Ii 2.3 2000>, V70 Ii 2.3 Awd 2000>, V70 Ii 2.3 T5 1999>, V70 Ii 2.4 1999>, V70 Ii 2.4 Awd 2000>, V70 Ii 2.4 Bifuel 2001>, V70 Ii 2.4 Cdi 2003>, V70 Ii 2.4 D 2001>, V70 Ii 2.4 D5 2001>, V70 Ii 2.4 D5 Awd 2002>, V70 Ii 2.4 T 1999>, V70 Ii 2.4 T Awd 2001>, V70 Ii 2.4 T5 2004>, V70 Ii 2.5 T 2001>, V70 Ii 2.5 T Awd 2002>, V70 Ii 2.5 Tdi 1999>, V70 Ii R 2.5 T Awd 2003>, Xc70 Cross Country 2.4 D5 Awd 2002>, Xc70 Cross Country 2.4 D5 Xc Awd 2002>, Xc70 Cross Country 2.4 T Xc Awd 1997>, Xc70 Cross Country 2.5 T Xc Awd 2002>



GS2888

REAR WHEEL SENSOR (BOTH SIDES)

REPLACES / REEMPLAZA:

Scania: 1428446, 1530690; **Wabco:** 4410328670; **Febi Bilstein:** 104543; **Diesel Technic:** 121617

APPLICATION / APLICACIÓN:

SCANIA: Line 4 1996>, Line P/ G/ R/ T 2004>



GS2889

REAR WHEEL SENSOR (BOTH SIDES)

REPLACES / REEMPLAZA:

Scania: 1453598, 1530694; **Wabco:** 4410329250; **Febi Bilstein:** 174443; **Diesel Technic:** 132670

APPLICATION / APLICACIÓN:

SCANIA: Line 4 1996>, Line P/ G/ R/ T 2004>



GS2891

REAR WHEEL SENSOR (RIGHT SIDE)

REPLACES / REEMPLAZA:

Suzuki: 5631079J00, 5631079J01A; **A.B.S.:** 31016; **Meat & Doria:** 90716

APPLICATION / APLICACIÓN:

FIAT: Sedici 1.6 16V 2006>, Sedici 1.9 D Multijet 2006>, Sedici 2.0 D Multijet 2006>;

SUZUKI: Sx4 1.5 2006>, Sx4 1.5 Vvt 2010>, Sx4 1.5 Vvti 2007>, Sx4 1.6 Ddis 2007>, Sx4 1.6 Vvt 2006>, Sx4 1.9 Ddis 2006>, Sx4 2.0 Ddis 2009>, Sx4 Saloon 1.6 2007>



GS2892

FRONT WHEEL SENSOR (RIGHT SIDE)

REPLACES / REEMPLAZA:

Suzuki: 5621079J00, 5621079J10; **A.B.S.:** 31013; **Meat & Doria:** 90714

APPLICATION / APLICACIÓN:

FIAT: Sedici 1.6 16V 2006>, Sedici 1.6 16V 4X4 2006>, Sedici 1.9 D Multijet 2006>, Sedici 1.9 D Multijet 4X4 2006>, Sedici 2.0 D Multijet 2006>, Sedici 2.0 D Multijet 4X4 2006>;

SUZUKI: Sx4 1.5 2006>, Sx4 1.5 Vvt 2010>, Sx4 1.5 Vvt 4X4 2010>, Sx4 1.6 Ddis 2007>, Sx4 1.6 Vvt 2006>, Sx4 1.6 Vvt 4X4 2006>, Sx4 1.9 Ddis 2006>, Sx4 1.9 Ddis 4X4 2006>, Sx4 2.0 Ddis 2009>, Sx4 2.0 Ddis 4X4 2009>, Sx4 Saloon 1.6 2007>, Sx4 Saloon 1.6 Awd 2007>



GS2893

FRONT AND WHEEL SENSOR (LEFT SIDE)

REPLACES / REEMPLAZA:

MAN: 81271206184, 81271206121, 81271206113; **Wabco:** 4410322980; **Diesel Technic:** 337147; **Cojali:** 2261150

APPLICATION / APLICACIÓN:

MAN: HOCL 220 1999>2009, HOCL 240 2000>, HOCL 250 2007>, HOCL 260 2009>2014, HOCL 271 2006>, HOCL 280 2002>2014, HOCL 290 2007>2014, HOCL 310 1992>, HOCL 320 2007>2014, HOCL 349 2006>2014, HOCL 360 2004>2006, HOCL 400 2006>2014, HOCL 409 2004>2006, HOCL 430 2006>2009, HOCL 440 2006>2009, HOCL 460 2004>2006, HOCL 480 2007>2014, Lion's City 220 2004>2006, Lion's City 239 2004>2009, Lion's City 271 2006>2012, Lion's City 320 2007>2008, Lion's City 349 2006>2012, Lion's City A 21 250 1996>, Lion's City A 23 260 1996>2014, Lion's City A 26 350 1998>, Lion's City A 26 360 2004>2009, Lion's City A 35 290 2009>, Lion's City A 37 280 2002>2009, Lion's City A 39 310 2004>, Lion's Classic 220 2004>2009, Lion's Classic 239 2004>2009, Lion's Classic 250 2004>2014, Lion's Classic 280 2004>2009, Lion's Classic 290 2004>2014, Lion's Classic 310 2007>2010, NG 310 1998>, NG 320 2007>2014, NG 350 2007>2014, NG 360 2007>2014, NL 214 1992>, NL 245 2007>2014, NL 260 1997>, NL 271 2006>2009, NL 280 2012>, NL 310 1995>1998, NL 320 2007>, NM 240 2002>2009, NM 250 2007>2014, NM 280 2002>2009, NM 290 2007>2014, NÜ 260 1996>1998, NÜ 310 1998>, NÜ 350 1998>, SL 280 2005>2006, SL 350 2006>2009, SL 360 2007>2014, SÜ 240 2005>2009, SÜ 260 2005>2009, SÜ 270 2006>2009, SÜ 280 2003>, SÜ 310 2003>2009, SÜ 350 2006>2009, TGA 310 2000>, TGA 350 2004>, TGA 360 2000>, TGA 390 2004>, TGA 400 2005>, TGA 410 2000>, TGA 430 2004>, TGA 440 2005>, TGA 460 2000>, TGA 480 2002>, TGA 510 1999>2009, TGA 530 2002>2009, TGA 540 2006>, TGS 320 2007>2021, TGS 350 2007>2021, TGS 360 2007>2021, TGS 390 2008>2021, TGS 400 2007>2021, TGS 430 2007>2021, TGS 440 2007>2021, TGS 441 2007>2021, TGS 480 2007>2021, TGS 540 2007>2021, TGX 360 2007>2021, TGX 400 2007>2021, TGX 480 2007>2021, TGX 521 2014>2021, TGX 540 2007>2021, TGX 560 2014>2021



GS2894

FRONT WHEEL SENSOR (RIGHT SIDE)

REPLACES / REEMPLAZA:

MAN: 81271206176, 81271206098, 81271206132; **Wabco:** 4410320312; **Diesel Technic:** 337032; **Knorr:** 0486000251; **Cojali:** 2260518

APPLICATION / APLICACIÓN:

MAN: OCL 240 2007>, TGA 280 2001>, TGA 310 2000>, TGA 326 2001>, TGA 350 2004>, TGA 360 2000>, TGA 390 2004>, TGA 410 2000>, TGA 460 2000>, TGA 480 2002>, TGA 510 1999>, TGA 680 2007>, TGA 400 2004>, TGA 530 2001>, TGA 430 2004>, TGA 440 2004>, TGA 320 2004>, TGA 540 2006>, TGA 660 2002>, TGM 240 2005>2022, TGM 250 2005>2022, TGM 280 2005>2022, TGM 290 2005>2022, TGM 326 2005>2022, TGM 340 2005>2022, TGM 341 2012>2022, TGS 420 2016>2021, TGS 440 2007>2021, TGS 460 2016>2021, TGS 500 2016>2021, TGS 540 2006>2021, TGS 350 2007>2021, TGS 390 2008>2021, TGS 430 2007>2021, TGS 320 2006>2021, TGS 360 2006>2021, TGS 400 2006>, TGS 441 2006>2021, TGS 480 2006>2021, TGX 420 2016>2021, TGX 441 2006>2021, TGX 440 2007>2021, TGX 460 2016>2021, TGX 500 2016>2021, TGX 521 2014>2021, TGX 520 2014>2021, TGX 560 2014>2021, TGX 581 2016>2021, TGX 320 2006>2021, TGX 360 2006>2021, TGX 400 2006>2021, TGX 480 2006>2021, TGX 540 2006>2021, TGX 640 2014>2021, TGX 680 2007>2019



GS2895

FRONT AND REAR WHEEL SENSOR (LEFT SIDE)

REPLACES / REEMPLAZA:

MAN: 81271206111, 81271206137, 81271206165; **Febi Bilstein:** 102457; **Diesel Technic:** 337143

APPLICATION / APLICACIÓN:

MAN: TGA , TGL , TGM , TGS , TGX

PS.: Used in EBS system.



GS2896

FRONT AND REAR WHEEL SENSOR (RIGHT SIDE)

REPLACES / REEMPLAZA:

MAN: 81271206110, 81271206138, 81271206164; **Febi Bilstein:** 102456; **Diesel Technic:** 337144

APPLICATION / APLICACIÓN:

MAN: TGA , TGL , TGM , TGS , TGX

PS.: Used in EBS system.

GS2897

REAR WHEEL SENSOR (BOTH SIDES)

REPLACES / REEMPLAZA:

DAF: 1518722; Wabco: 4410320830; MAN: 81271200041; Diesel Technic: 337109

APPLICATION / APLICACIÓN:

DAF: E200 231 2000>, E200 310 2000>, E200 360 2000>, E200 410 1997>, E200 460 1997>, E200 600 2000>, F200 231 1996>, F200 269 1994>, F200 290 1994>, F200 310 1998>, F200 320 1994>, F200 340 1994>, F200 360 1998>, F200 370 1994>, F200 400 1994>, F200 409 1998>, F200 420 1994>, F200 460 1994>, F200 600 1996>, F90 241 1990>1997, F90 260 1988>1990, F90 269 1990>1995, F90 290 1986>1990, F90 299 1990>1995, F90 320 1990>1996, F90 330 1986>1990, F90 339 1990>1996, F90 340 1994>1996, F90 360 1986>1990, F90 370 1990>1997, F90 400 1994>1997, F90 420 1990>1997, F90 460 1987>1990, F90 500 1990>1996, G90 102 1987>1993, G90 125 1990>1993, G90 150 1988>1995, HOCL 150 1987>2004, HOCL 180 1987>2004, HOCL 220 1993>2001, HOCL 290 1981>1996, HOCL 310 2000>2006, HOCL 349 1995>2001, HOCL 360 1985>1996, HOCL 370 1985>1996, HOCL 400 1999>2006, HOCL 420 1989>1999, L200 102 1993>1996, L200 110 1995>, L200 113 1997>2006, L200 140 2000>, L200 141 1993>2006, L200 150 1999>2006, L200 155 1993>2006, L200 160 1993>2006, L200 170 1999>2006, L200 180 2000>, Lion's City 239 2004>2009, Lion's City 271 2006>2012, Lion's City 310 2006>2012, Lion's City 320 2007>, Lion's City 349 2006>2012, Lion's City 360 2007>, Lion's City A21 250 1996>, Lion's City A 23 260 1996>, Lion's City A 35 290 2009>, Lion's City A 37 280 2002>2009, M 2000 220 1995>2005, M 2000 245 2000>2005, M 2000 260 1995>2005, M 2000 280 1996>2005, M90 150 1988>1994, M90 155 1994>1996, M90 160 1995>1996, M90 186 1988>1990, M90 190 1989>1996, M90 218 1990>1995, M90 220 1994>1996, M90 230 1988>1996, M90 260 1995>1996, M90 269 1992>1996, NG 260 1992>1998, NG 310 2007>2014, NG 320 2007>2014, NG 350 2007>2014, NG 360 2007>2014, NL 214 1992>, NL 245 2007>2014, NL 260 1997>, NL 271 2006>2009, NL 280 2012>, NL 310 1998>, NL 320 2007>, NM 155 1992>1997, SG 310 1994>1997, SL 200 1984>1993, SÜ 270 1993>1995, SÜ 320 1995>1997, ÜL 270 1993>, ÜL 290 1989>1993, ÜL 310 1992>1996, ÜL 350 1997>



GS2898

REAR WHEEL SENSOR (BOTH SIDES)

REPLACES / REEMPLAZA:

Scania: 1428447, 1530692; Wabco: 4410328680; Diesel Technic: 121612

APPLICATION / APLICACIÓN:

SCANIA: Line 4 1996>, Line P/ G/ R/ T 2004>



GS2899

REAR WHEEL SENSOR (RIGHT SIDE)

REPLACES / REEMPLAZA:

MAN: 81271206168, 81271206126; Knorr: 0486000261; Diesel Technic: 337146; Cojali: 2260496

APPLICATION / APLICACIÓN:

MAN: TGA 310/ 360/ 410 2000>, TGA 320 2005>, TGA 350/ 390/ 430 2004>, TGA 400 2007>, TGA 440 2006>, TGA 441 2008>, TGA 460/ 510 2001>, TGA 480/ 530 2002>, TGS 320/ 350/ 360/ 390/ 430/ 440/480/ 540 2007>2021, TGS 420/ 441/ 460/ 500 2016>2021, TGX 360/ 400/ 420/ 441/ 460/ 500/ 581 2016>2021, TGX 440 2009>2021, TGX 480 2007>2021, TGX 521 2014>2021, TGX 540 2006>2021, TGX 560 2014>2021

Ps.: Set of GS2903



GS2902

FRONT WHEEL SENSOR (LEFT SIDE)

REPLACES / REEMPLAZA:

Ford: F6DZ2C204B, F6DZ2C204BA, F8DZ2C204BA, XF1Z2C204BA, XF1Z2C204BB

APPLICATION / APLICACIÓN:

FORD: Taurus 1999>2000



GS2903

REAR WHEEL SENSOR (LEFT SIDE)

REPLACES / REEMPLAZA:

MAN: 81271206169, 81271206125; Knorr: 0486000260; Diesel Technic: 337145; Cojali: 2260495

APPLICATION / APLICACIÓN:

MAN: TGA 310/ 360/ 410 2000>, TGA 320 2005>, TGA 350/ 390/ 430 2004>, TGA 400 2007>, TGA 440 2006>, TGA 441 2008>, TGA 460/ 510 2001>, TGA 480/ 530 2002>, TGS 320/ 350/ 360/ 390/ 430/ 440/480/ 540 2007>2021, TGS 420/ 441/ 460/ 500 2016>2021, TGX 360/ 400/ 420/ 441/ 460/ 500/ 581 2016>2021, TGX 440 2009>2021, TGX 480 2007>2021, TGX 521 2014>2021, TGX 540 2006>2021, TGX 560 2014>2021

Ps.: Set of GS2899



GS2904

FRONT WHEEL SENSOR (BOTH SIDES)

REPLACES / REEMPLAZA:

Ford: 5F9Z2C204AA

APPLICATION / APLICACIÓN:

FORD: USA Flex 3.5 AWD 2009>



GS2905

FRONT WHEEL SENSOR (LEFT SIDE)

REPLACES / REEMPLAZA:

Ford: 5F9Z2C204AA

APPLICATION / APLICACIÓN:

FORD: Taurus 3.0 1995>1999, Taurus 3.0 V6 1999, Taurus Wagon 3.0 1996>1999



GS2908

REAR WHEEL SENSOR (BOTH SIDES)

REPLACES / REEMPLAZA:

Ford: 2L2Z2C190AA, 2L2Z2C190AB, 2L2Z2C190AC;

Mobiletron: AB-US015

APPLICATION / APLICACIÓN:

FORD USA: Explorer 4.0 2001>, Explorer 4.0 4Wd 2001>, Explorer 4.0 Flex-Fuel 4Wd 2002>, Explorer 4.6 2001>, Explorer 4.6 4Wd 2001>



GS2909

FRONT WHEEL SENSOR (RIGHT SIDE)

REPLACES / REEMPLAZA:

Honda: 57450S3VA01, 57450S3VA02

APPLICATION / APLICACIÓN:

HONDA: Pilot 2003>2008





GS2910

FRONT WHEEL SENSOR (RIGHT SIDE)

REPLACES / REEMPLAZA:

Honda: 57450STXA01

APPLICATION / APLICACIÓN:

HONDA: Pilot 2009>2015



GS2912

FRONT WHEEL SENSOR (BOTH SIDES)

REPLACES / REEMPLAZA:

Scania: 1107495, 1428450, 1534527, 1530696, 1518723,

1342971, 1892051, 1409218, 1428442, 1530695, 1892062;

DAF: 1518723; Alexander Dennis: AB4410325770;

Wabco: 4410327710, 4410328700, 4410325770, 4410328640;

Febi Bilstein: 104520; Diesel Technic: 121655

APPLICATION / APLICACIÓN:

SCANIA: Line 4 1996>, Line P/ G/ R/ T 2004>



GS2913

FRONT WHEEL SENSOR (BOTH SIDES)

REPLACES / REEMPLAZA:

Hyundai: 9567122000; A.B.S.: 31085;

Mobiletron: AB-KR006

APPLICATION / APLICACIÓN:

HYUNDAI: Accent I 1.3 1994>, Accent I 1.3 I 12V 1994>, Accent I 1.5 1994>, Accent I 1.5 I 12V 1994>, Accent I 1.5 I 16V 1995>, Accent Saloon 1.3 1994>, Accent Saloon 1.3 I 12V 1994>, Accent Saloon 1.5 1994>, Accent Saloon 1.5 I 12V 1994>, Accent Saloon 1.5 I 16V 1995>



GS2914

FRONT WHEEL SENSOR (BOTH SIDES)

REPLACES / REEMPLAZA:

Scania: 1546365; Wabco: 4410321180; Cojali: 2261028

APPLICATION / APLICACIÓN:

SCANIA: G230 230 2007>, C330 322 1996>2008



GS2915

FRONT WHEEL SENSOR (RIGHT SIDE)

REPLACES / REEMPLAZA:

Hyundai: 9567529000, 9567529002, 9567529500;

A.B.S.: 30861; Delphi: SS20274; Mobiletron: AB-KR051

APPLICATION / APLICACIÓN:

HYUNDAI: Coupe 1.6 16V 1995>, Coupe 2.0 1997>, Coupe 1.6 I 16V 1996>, Coupe 2.0 16V 1995>, Coupe F2 Evolution 1999>, Lantra li 1.5 12V 1996>, Lantra li 1.6 16V 1995>, Lantra li 1.6 I 1995>, Lantra li 1.8 16V 1995>, Lantra li 1.9 D 1998>, Lantra li 2.0 1997>, Lantra li 2.0 16V 1995>, Lantra li Estate 1.5 12V 1996>, Lantra li Estate 1.6 16V 1995>, Lantra li Estate 1.6 I 1995>, Lantra li Estate 1.8 16V 1995>, Lantra li Estate 1.9 D 1998>, Lantra li Estate 2.0 1997>, Lantra li Estate 2.0 16V 1995>



GS2916

REAR WHEEL SENSOR (BOTH SIDES)

REPLACES / REEMPLAZA:

Scania: 1530697, 1441275; Wabco: 4410329150; Febi

Bilstein: 104525; Diesel Technic: 121653

APPLICATION / APLICACIÓN:

SCANIA: Line 4 1996>, Line F/ K 2011>



GS2917

FRONT WHEEL SENSOR (BOTH SIDES)

REPLACES / REEMPLAZA:

Kia: 0K20543701

APPLICATION / APLICACIÓN:

KIA Sephia 1995>1998



GS2919

REAR WHEEL SENSOR (RIGHT SIDE)

REPLACES / REEMPLAZA:

Kia: 95680-1D100; Bremi: 51260

APPLICATION / APLICACIÓN:

KIA: Carens 2.0 CVVT 2006>



GS2921

FRONT WHEEL SENSOR (RIGHT SIDE)

REPLACES / REEMPLAZA:

Scania: 1530710, 1441278; Wabco: 4410329140; Diesel

Technic: 121654

APPLICATION / APLICACIÓN:

SCANIA: Line 4 1996>, Line F/ K 2011>



GS2922

FRONT WHEEL SENSOR

REPLACES / REEMPLAZA:

Renault: 479101292R, 8200419177, 479101292R

Dacia: 479101292R, 8200419177, 479101292R

APPLICATION / APLICACIÓN:

Renault: Clio, Logan, Sandero

Dacia: Logan Saloon, Sandero Hatch



GS2923

REAR WHEEL SENSOR (BOTH SIDES)

REPLACES / REEMPLAZA:

Renault: 5010457732; Wabco: 4410321070; Diesel

Technic: 661927; Cojali: 2260224

APPLICATION / APLICACIÓN:

RENAULT: Mascott 86/ 106/ 125 1999>, Mascott 115/ 156 2004>, Mascott 140/ 146 2001>



GS2924

REAR WHEEL SENSOR (BOTH SIDES)

REPLACES / REEMPLAZA:

Nissan: 479001AD0A, 479001AD0B

APPLICATION / APLICACIÓN:

NISSAN: Murano li 3.5 2007>, Murano li 3.5 4X4 2008>


GS2925
FRONT WHEEL SENSOR (LEFT SIDE)

REPLACES / REEMPLAZA:

MAN: 81271206201; **Wabco:** 4410320302; **VW:** 2V5927748D; **Knorr:** 0486000276; **Febi Bilstein:** 170603; **Diesel Technic:** 337168

APPLICATION / APLICACIÓN:

MAN: TGA, TGL, TGM, TGS, TGX

PS.: Used in EBS system

GS2926
REAR WHEEL SENSOR (RIGHT SIDE)

REPLACES / REEMPLAZA:

Nissan: 479001AA0A, 479001AA0B; **A.B.S.:** 31782

APPLICATION / APLICACIÓN:

NISSAN: Murano li 2.5 Dci 4X4 2010>, Murano li 3.5 2007>, Murano li 3.5 4X4 2007>

GS2927
FRONT WHEEL SENSOR (RIGHT SIDE)

REPLACES / REEMPLAZA:

MAN: 81271206176, 81271206202; **Wabco:** 4410320312; **Knorr:** 0486000277; **VW:** 2V5927748E; **Diesel Technic:** 337169

APPLICATION / APLICACIÓN:

MAN: TGA, TGL, TGM, TGS, TGX

GS2928
REAR WHEEL SENSOR (RIGHT SIDE)

REPLACES / REEMPLAZA:

Nissan: 479009N00A, 47900ZX70A

APPLICATION / APLICACIÓN:

NISSAN: Altima 3.5 SE Coupe 2-Door 2009, Altima 3.5 SE Sedan 4-Door 2009, Altima 3.5 SL Sedan 4-Door 2009, Altima 3.5 SR Coupe 2-Door 2010>2012, Altima 3.5 SR Sedan 4-Door 2010>2012, Maxima 3.5 S Sedan 4-Door 2009>2014, Maxima 3.5 SV Sedan 4-Door 2010>2014

GS2930
REAR WHEEL SENSOR (BOTH SIDES)

REPLACES / REEMPLAZA:

Nissan: 47900CG000, 47900CG00A; **A.B.S.:** 31367

APPLICATION / APLICACIÓN:

INFINITI: Fx 35 2003>, Fx 35 All-Wheel Drive 2003>, Fx 45 2003>, Fx 45 All-Wheel Drive 2003>, Fx 45 Awd 2008>

GS2931
REAR WHEEL SENSOR (LEFT SIDE)

REPLACES / REEMPLAZA:

MAN: 81271206197; **Wabco:** 4410322780

APPLICATION / APLICACIÓN:

MAN: TGA 310 2002>, TGA 320 2004>, TGA 350 2004>, TGA 360 2002>, TGA 390 2004>, TGA 400 2006>, TGA 410 2002>, TGA 430 2004>, TGA 440 2005>, TGA 460 2002>, TGA 480 2002>, TGA 510 2002>, TGA 530 2002>, TGA 540 2006>, TGS 320 2008>, TGS 350 2008>, TGS 360 2008>, TGS 390 2008>, TGS 400 2007>2021, TGS 420 2016>, TGS 430 2008>, TGS 440 2008>, TGS 441 2007>2021, TGS 460 2016>, TGS 480 2007>2021, TGS 500 2016>2021, TGS 540 2007>2021, TGX 360 2007>2021, TGX 400 2007>2021, TGX 420 2016>2021, TGX 440 2007>2021, TGX 460 2016>2021, TGX 480 2007>2021, TGX 500 2016>2021, TGX 521 2014>2021, TGX 540 2007>2021, TGX 560 2014>2021, TGX 581 2016>2021

PS.: Conector type A

GS2932
REAR WHEEL SENSOR (RIGHT SIDE)

REPLACES / REEMPLAZA:

MAN: 81271206198; **Wabco:** 4410322790; **Diesel Technic:** 337148

APPLICATION / APLICACIÓN:

MAN: TGA 310 2000>, TGA 320 2004>, TGA 350 2004>, TGA 360 2000>, TGA 390 2004>, TGA 400 2006>, TGA 410 2000>, TGA 430 2004>, TGA 440 2005>, TGA 460 2000>, TGA 480 2002>, TGA 510 2000>, TGA 530 2002>, TGA 540 2006>, TGS 320 2007>2021, TGS 360 2007>2021, TGS 400 2007>2021, TGS 440 2007>2021, TGS 480 2007>2021, TGS 540 2007>2021, TGX 360 2007>2021, TGX 400 2007>2021, TGX 440 2007>2021, TGX 480 2007>2021, TGX 540 2007>2021

PS.: Conector type B

GS2933
FRONT WHEEL SENSOR (BOTH SIDES)

REPLACES / REEMPLAZA:

Volvo: 85106000; **Wabco:** 4410328130

APPLICATION / APLICACIÓN:

MERCEDES BENZ: Actros 930 2004>2011, Actros 932 2004>, Actros 934/ 952 2003>, Axor 940 2006>, Axor 944 2000>, Atego 950 2003>, Atego 976 2003>;

FORD: F-650 2004>2007

GS2936
FRONT WHEEL SENSOR

REPLACES / REEMPLAZA:

Renault: 8200441401, 479109860R

APPLICATION / APLICACIÓN:

Renault: Kangoo 1.6

GS2937
REAR WHEEL SENSOR (LEFT SIDE)

REPLACES / REEMPLAZA:

Bosch: 0 265 008 937; **Renault:** 479007637R

APPLICATION / APLICACIÓN:

Renault: Duster 1.6/2.0



GS2938

FRONT WHEEL SENSOR (BOTH SIDES)

REPLACES / REEMPLAZA:

Scania: 1890172, 1729795; Wabco: 4410323790

APPLICATION / APLICACIÓN:

SCANIA: F 310 2004>, F94 219 1997>2007, F94 230 1997>2007, F94 300 1997>2007, F94 310 1997>2007, K-bus 250 2012>, K-bus 269 2010>, K-bus 310 2006>, K-bus 360 2009>, K-bus 400 2009>, K-bus 409 2012>, K-bus 439 2009>, N94 230 1997>2007, N94 260 1997>2007, N94 300 1997>2007, N-bus 280 2006>



GS2939

FRONT AND REAR WHEEL SENSOR (BOTH SIDES)

REPLACES / REEMPLAZA:

DAF: TP01020001, 0865696; Diesel Technic: 544031;

Haldex: 950364506

APPLICATION / APLICACIÓN:

DAF: 95 XF FA 381 1997>, 95 XF FA 428 1997>, 95 XF FA 483 1997>, 95 XF FA 530 1997>, 95 XF FAC 381 1997>, 95 XF FAC 428 1997>, 95 XF FAC 483 1997>, 95 XF FAC 530 1997>, 95 XF FAD 381 1997>, 95 XF FAD 428 1997>, 95 XF FAD 483 1997>, 95 XF FAD 530 1997>, 95 XF FAR 381 1997>, 95 XF FAR 428 1997>, 95 XF FAR 483 1997>, 95 XF FAR 530 1997>, 95 XF FAT 381 1997>, 95 XF FAT 428 1997>, 95 XF FAT 483 1997>, 95 XF FAT 530 1997>, 95 XF FAZ 381 1997>, 95 XF FAZ 428 1997>, 95 XF FAZ 483 1997>, 95 XF FAZ 530 1997>, 95 XF FT 381 1997>, 95 XF FT 428 1997>, 95 XF FT 483 1997>, 95 XF FT 530 1997>, 95 XF FT 530 2001>, 95 XF FTD 428 1997>, 95 XF FTD 483 1997>, 95 XF FTD 530 1997>, 95 XF FTG 381 1997>, 95 XF FTG 428 1997>, 95 XF FTG 483 1997>, 95 XF FTG 530 1997>, 95 XF FTP 428 1997>, 95 XF FTR 381 1997>, 95 XF FTR 428 1997>, 95 XF FTR 483 1997>, 95 XF FTR 530 1997>, 95 XF FTS 381 1997>, 95 XF FTS 428 1997>, 95 XF FTS 483 1997>, 95 XF FTS 530 1997>, 95 XF FTT 381 1997>, 95 XF FTT 428 1997>, 95 XF FTT 483 1997>, 95 XF FTT 530 1997>



GS2940

REAR WHEEL SENSOR (RIGHT SIDE)

REPLACES / REEMPLAZA:

Mercedes Benz: A6505400117, A6555400717; Wabco: 4410325180; Knorr: 0265050102; Diesel Technic: 463783; Febi Bilstein: 44781

APPLICATION / APLICACIÓN:

MERCEDES BENZ: Actros 2646 LS 2010>2019, Actros 2651 LS 2016>2019, Actos 2551 S 2017>2020, Actros 4844 K 2009>2019, Axor 3340 2006>2017, Axor 3344 2006>2017, Axor 4140 2006>2017, Axor 4144 2006>2017



GS2941

REAR WHEEL SENSOR (LEFT SIDE)

REPLACES / REEMPLAZA:

Mercedes Benz: A6505400217, A6555400817; Wabco: 4410325170; Knorr: 0265050103; Diesel Technic: 463782; Febi Bilstein: 44780

APPLICATION / APLICACIÓN:

MERCEDES BENZ: Actros 2646 LS 2010>2019, Actros 2651 LS 2016>2019, Actos 2551 S 2017>2020, Actros 4844 K 2009>2019, Axor 3340 2006>2017, Axor 3344 2006>2017, Axor 4140 2006>2017, Axor 4144 2006>2017



GS2942

REAR WHEEL SENSOR

REPLACES / REEMPLAZA:

Bosch: 0 265 008 942; Renault: 4795011 02R

APPLICATION / APLICACIÓN:

Renault: Duster 2.0 Flex, Duster Box 1.5/1.6



GS2944

REAR WHEEL SENSOR (BOTH SIDES)

REPLACES / REEMPLAZA:

Ford: 8V512C190AA, 8V512B372AC, 8V512B372AB;

Bosch: 0 265 009 271, 0 265 008 287; Delphi: SS20328

APPLICATION / APLICACIÓN:

FORD: Ecosport 1.0 EcoBoost Petrol SUV 2013>2021, Ecosport 1.5 EcoBlue TDCi Diesel SUV 2015>2021, Ecosport 1.5 TDCi Diesel SUV 2013>2021, Ecosport 1.5 Ti Petrol SUV 2013>2021, Ecosport 1.5 Ti-VCT Petrol SUV 2013>2021, Fiesta 1.0 EcoBoost Petrol Hatchback 2020>2021, Fiesta 1.0 Petrol Hatchback 2020>2021, Fiesta 1.0 Petrol Hatchback Van 2020>2021, Fiesta 1.0 Sport Petrol Hatchback 2020>2021, Fiesta 1.25 Petrol Hatchback 2020>2021, Fiesta 1.25 Petrol Hatchback Van 2020>2021, Fiesta 1.4 LPG Petrol Hatchback 2020>2021, Fiesta 1.4 Petrol Hatchback 2020>2021, Fiesta 1.4 TDCi Diesel Hatchback Van 2019>2021, Fiesta 1.4 TDCi Diesel Hatchback Van 2019>2021, Fiesta 1.5 TDCi Diesel Hatchback 2019>2021, Fiesta 1.5 TDCi Diesel Hatchback Van 2020>2021, Fiesta 1.6 ST Petrol Hatchback 2020>2021, Fiesta 1.6 TDCi Diesel Hatchback 2019>2021, Fiesta 1.6 TDCi Diesel Hatchback Van 2020>2021, Fiesta 1.6 Ti Petrol Hatchback 2020>2021



GS2945

FRONT WHEEL SENSOR (LEFT SIDE)

REPLACES / REEMPLAZA:

Mitsubishi: MN102245; A.B.S.: 31727

APPLICATION / APLICACIÓN:

MITSUBISHI: Grandis 2.0 Di-D 2005>, Grandis 2.4 Mivec 2004>



GS2946

REAR WHEEL SENSOR (LEFT SIDE)

REPLACES / REEMPLAZA:

Bosch: 0 265 008 946; Renault: 479000527R

APPLICATION / APLICACIÓN:

Renault: Sandero Stepway 1.0/1.6;

Dacia: Logan saloon/estate, Sandero hatch

PS: set of GS2947

GS2947

REAR WHEEL SENSOR (RIGHT SIDE)

REPLACES / REEMPLAZA:

Bosch: 0 265 008 947; **Renault:** 479007380R

APPLICATION / APLICACIÓN:

Renault: Sandero Stepway 1.4/1.6;

Dacia: Logan saloon/estate, Sandero hatch

PS: set of GS2946



GS2948

REAR WHEEL SENSOR (BOTH SIDES)

REPLACES / REEMPLAZA:

DAF: 1518722; **Knorr:** 0486000135

APPLICATION / APLICACIÓN:

DAF: E2000 231 2000>, E2000 310 2000>, E2000 360 2000>, E2000 410 1997>, E2000 460 1997>, E2000 600 2000>, F2000 231 1996>, F2000 269 1994>, F2000 290 1994>, F2000 310 1998>, F2000 320 1994>, F2000 340 1994>, F2000 360 1998>, F2000 370 1994>, F2000 400 2000>, F2000 409 1998>, F2000 420 1994>, F2000 460 1994>, F2000 600 1996>, F90 241 1988>, F90 260 1988>, F90 269 1990>, F90 290 1986>, F90 299 1990>, F90 320 1990>, F90 330 1986>, F90 339 1990>, F90 340 1994>, F90 360 1986>, F90 370 1990>, F90 400 1994>, F90 420 1990>, F90 460 1987>, F90 500 1990>, G90 102 1987>, G90 125 1990>, G90 150 1987>, HOCL 150 1987>, HOCL 180 1987>, HOCL 220 1993>, HOCL 290 1981>, HOCL 310 2000>, HOCL 349 1995>, HOCL 360 1985>, HOCL 370 1985>, HOCL 400 1999>, HOCL 420 1989>, L2000 102 1993>, L2000 110 1995>, L2000 113 1997>, L2000 140 2000>, L2000 141 1993>, L2000 150 1999>, L2000 155 1993>, L2000 160 1993>, L2000 170 1999>, L2000 180 2000>, LION 220 2004>, LION 239 2004>, LION 250 1996>, LION 260 1996>, LION 271 2006>, LION 280 2002>, LION 290 2009>, LION 310 2006>, LION 320 2007>, LION 349 2006>, LION 360 2007>, M 200 220 1995>, M 200 245 2000>, M 200 260 1995>, M 200 280 1996>, M90 150 1988>, M90 155 1994>, M90 160 1995>, M90 186 1988>, M90 190 1990>, M90 218 1990>, M90 220 1994>, M90 230 1988>, M90 260 1995>, M90 269 1992>, NG 310 2006>, NG 320 2007>, NG 350 2007>, NG 360 2007>, NL 214 1992>, NL 245 2007>, NL 260 1997>, NL 271 2006>, NL 280 2012>, NL 310 1995>, NL 320 2007>, NM 155 1992>, SG 310 1994>, SL 200 1984>, SÜ 270 1993>, SÜ 320 1995>, ÜL 270 1993>, ÜL 290 1989>, ÜL 310 1992>, ÜL 350 1997>



GS2950

FRONT AND REAR WHEEL SENSOR (BOTH SIDES)

REPLACES / REEMPLAZA:

DAF: 1400071, 1506149; **Cojali:** 2260271; **Wabco:** 4410329682

APPLICATION / APLICACIÓN:

DAF: LF 135 2005>, LF 140 2006>, LF 150 2001>, LF 160 2006>, LF 167 2001>, LF 185 2001>, LF 207 2009>, LF 224 2006>, LF 220 2001>, LF 250 2001>, LF 286 2006>



GS2951

FRONT AND REAR WHEEL SENSOR (BOTH SIDES)

REPLACES / REEMPLAZA:

MAN: 81271206018, 81271206040, 81271206046, 81271206068, 81271206157, 81271206006; **Knorr:** 0486000242N00; **Diesel Technic:** 337026; **Cojali:** 2260145

APPLICATION / APLICACIÓN:

MAN: EL 214 2002>, ÜL 270 1993>, ÜL 290 1989>, ÜL 310 1992>, ÜL 350 1997>



GS2952

REAR WHEEL SENSOR (BOTH SIDES)

REPLACES / REEMPLAZA:

MAN: 81271206067, 81271206017, 81271206045, 81271206039, 81271206156, 81271206007; **Diesel Technic:** 337033; **Knorr:** 0486000241

APPLICATION / APLICACIÓN:

MAN: E2000 310 2000>, E2000 360 2000>, E2000 410 2000>, E2000 231 2000>, E2000 460 1997>, EL 250 2002>, ÜL 270 1993>, ÜL 290 1989>, ÜL 310 1992>, ÜL 310 1996>, ÜL 350 1997>



GS2953

FRONT WHEEL SENSOR (BOTH SIDES)

REPLACES / REEMPLAZA:

Wabco: 4410353450; **Mercedes Benz:** A0025424318

APPLICATION / APLICACIÓN:

Mercedes Benz: Citaro O 530 1998>, Conecto O 345 2001>, Integro O 550 2006>, Intouro 2005>, O 403 2003>, Turismo O 350 1995>, Touro O 500 2001>, Travego O 580 1999>



GS2954

FRONT AND REAR WHEEL SENSOR (BOTH SIDES)

REPLACES / REEMPLAZA:

Volvo: 21097072, 21361887; **Wabco:** 4410323740, 4410329640, 4410359332; **Renault:** 21361887, 738610140

APPLICATION / APLICACIÓN:

VOLVO: FH12 340 1993>, FH12 380 1993>, FH12 380 1993>2005, FH12 420 1993>2005, FH16 470 1993>2002, FH16 520 1993>2002, FH12 460 1998>2005, FH12 500 1998>2005, FM12 460 1998>2008, FM12 340 1998>2008, FM12 380 1998>2008, FM12 420 1998>2008, FM9 260 2001>2005, FM9 300 2001>2005, FM9 340 2001>2005, FM9 380 2001>2005, FH16 550 2003>, FH16 610 2003>, FH16 660 2003>, FH 400 2005>, FH 460 2005>, FH 480 2005>, FH 520 2005>, FH 540 2005>, FH 460 2005>, FH 500 2005>, FH 540 2005>, FH16 540 2005>, FH16 580 2005>, FM 300 2005>, FM 330 2005>, FM 340 2005>, FM 360 2005>, FM 370 2005>, FM 380 2005>, FM 400 2005>, FM 410 2005>, FM 420 2005>, FM 430 2005>, FM 440 2005>, FM 450 2005>, FM 460 2005>, FM 480 2005>, FM 500 2005>, FH16 600 2006>, FH16 700 2006>, FM 390 2008>, FH 440 2009>, FH16 750 2009>, FH16 550 2009>, FH16 600 2009>, FMX 330 2010>, FMX 370 2010>, FMX 380 2010>, FMX 400 2010>, FMX 410 2010>, FMX 420 2010>, FMX 430 2010>, FMX 440 2010>, FMX 450 2010>, FMX 460 2010>, FH 420 2012>, FH 460 2012>, FMX 480 2013>, FMX 500 2013>



GS2956

FRONT AND REAR WHEEL SENSOR (LEFT SIDE)

REPLACES / REEMPLAZA:

MAN: 81271206146; **Knorr:** 0486001042; **Cojali:** 2261037

APPLICATION / APLICACIÓN:

MAN: L2000 103 1993>1996, L2000 113 1993>2006, L2000 145 1993>2006, L2000 150 1995>, L2000 153 1993>2006, L2000 155 2000>, L2000 163 1993>2006, L2000 174 1999>2006, L2000 185 2000>, L2000 220 1995>, L2000 223 1993>1996, L2000 224 1994>, L2000 225 2000>





GS2957

REAR WHEEL SENSOR (BOTH SIDES)

REPLACES / REEMPLAZA:

Renault: 7424427344; Volvo: 21361900, 24427344, 20509864; Wabco: 4410329650; Cojali: 2260683

APPLICATION / APLICACIÓN:

RENAULT: C 250 2013>, C 280 2013>, C 320 2013>, C 380 2013>, C 430 2013>, C 440 2013>, C 460 2013>, C 480 2013>, C 520 2013>, MAGNUM AE 380 1990>1992, MAGNUM AE 385 1992>1996, MAGNUM AE 390 1996>, MAGNUM AE 420 1992>1996, MAGNUM AE 430 1996>, MAGNUM AE 470 1996>, MAGNUM AE 500 1990>, MAGNUM AE 520 1992>1996, MAGNUM AE 560 1996>, MAGNUM DXi 440 2004>, MAGNUM DXi 460 2006>, MAGNUM DXi 480 2004>, MAGNUM DXi 500 2006>, MAGNUM DXi 520 2009>, MAGNUM E.TECH 400 2000>, MAGNUM E.TECH 440 2000>, MAGNUM E.TECH 480 2000>, PREMIUM Distribution 210 1996>, PREMIUM Distribution 220 1996>, PREMIUM Distribution 240 2006>, PREMIUM Distribution 250 1996>, PREMIUM Distribution 260 1996>, PREMIUM Distribution 270 2000>, PREMIUM Distribution 280 2005>, PREMIUM Distribution 300 1996>, PREMIUM Distribution 310 2006>, PREMIUM Distribution 320 2000>, PREMIUM Distribution 340 1996>, PREMIUM Distribution 370 2000>, PREMIUM Distribution 380 2006>, PREMIUM Distribution 400 2000>, PREMIUM Distribution 410 2005>, PREMIUM Distribution 420 2000>, PREMIUM Distribution 430 2006>, PREMIUM Distribution 450 2005>, PREMIUM Distribution 460 2006>, PREMIUM Lander 270 2006>, PREMIUM Lander 310 2006>, PREMIUM Lander 340 2006>, PREMIUM Lander 380 2006>, PREMIUM Lander 430 2006>, PREMIUM Lander 440 2005>, PREMIUM Lander 460 2006>, PREMIUM Route 300 1996>, PREMIUM Route 320 2000>, PREMIUM Route 330 2005>, PREMIUM Route 340 1996>, PREMIUM Route 370 2000>, PREMIUM Route 380 2006>, PREMIUM Route 385 1996>, PREMIUM Route 410 2005>, PREMIUM Route 420 2000>, PREMIUM Route 430 2006>, PREMIUM Route 450 2005>, PREMIUM Route 460 2006>;

VOLVO: FE 240 2006>, FE 250 2012>, FE 260 2006>, FE 280 2006>, FE 300 2006>, FE HYBRID 300 2009>2014, FE 320 2006>, FE 340 2006>, FE HYBRID 340 2009>2014



GS2958

REAR WHEEL SENSOR (RIGHT SIDE)

REPLACES / REEMPLAZA:

Renault: 479007700R; A.B.S.: 31527; Bosch: 0 986 594 652

APPLICATION / APLICACIÓN:

DACIA: Logan li 1.0 Sce 75 2016>, Logan li 1.2 2012>, Logan li 1.2 Lpg 2012>, Logan li 1.5 Blue Dci 95 2018>, Logan li 1.5 Dci 2009>, Logan li 1.5 Dci / Blue Dci 75 2012>, Logan li 1.6 2012>, Logan li Tce 90 2012>, Logan li Tce 90 Lpg 2015>, Logan Mcv li 1.0 Sce 75 2016>, Logan Mcv li 1.2 2012>, Logan Mcv li 1.2 Lpg 2012>, Logan Mcv li 1.5 Blue Dci 95 2018>, Logan Mcv li 1.5 Dci 2009>, Logan Mcv li 1.6 2012>, Logan Mcv li Tce 90 2012>, Logan Mcv li Tce 90 Lpg 2015>, Sandero li 1.0 Sce 75 2016>, Sandero li 1.2 2012>, Sandero li 1.2 Lpg 2012>, Sandero li 1.5 Blue Dci 95 2018>, Sandero li 1.5 Dci 2009>, Sandero li 1.5 Dci 75 / Blue Dci 75 2012>, Sandero li 1.6 2012>, Sandero li Tce 90 2012>, Sandero li Tce 90 Lpg 2015>;

RENAULT: Logan li Estate 1.2 16V 2013>, Logan li Estate 1.2 16V Lpg 2013>, Logan li Estate 1.5 Dci 2009>, Logan li Estate 1.6 2012>, Logan/Stepway li 1.0 Hi-Flex 2013>, Logan/Stepway li 1.2 2012>, Logan/Stepway li 1.5 Dci 2009>, Logan/Stepway li 1.6 2012>, Logan/Stepway li 1.6 Flex 2012>, Sandero/Stepway li 1.0 Authentique Hi-Flex 2014>, Sandero/Stepway li 1.6 Flex 2014>, Sandero/Stepway li 1.6 2012>, Sandero/Stepway li 1.6 16V 2014>, Sandero/Stepway li 1.6 Hi-Flex 2017>, Thalia li 0.9 Tce 2012>, Thalia li 1.5 Dci 2009>, Thalia li 1.2 16V 2013>, Thalia li 1.5 Dci 2009>



GS2959

REAR WHEEL SENSOR

REPLACES / REEMPLAZA:

Bosch: 0 265 008 959; Fiat: 51918677

APPLICATION / APLICACIÓN:

Fiat: Uno, Grand Siena

PS: set of GS2963



GS2960

REAR WHEEL SENSOR (BOTH SIDES)

REPLACES / REEMPLAZA:

Peugeot: 4545A0, 9661738680; Bosch: 0 986 594 553; Meat & Doria: 90177E

APPLICATION / APLICACIÓN:

PEUGEOT: 206 CC 1.6 81Kw 110Cv 1587Cc 2001>2008, 206 CC 1.6 16V 80Kw 109Cv 1587Cc 2000>2007, 206 CC 1.6 HDi 110 80Kw 109Cv 1560Cc 2005>2007, 206 CC 2.0 S16 100Kw 136Cv 1997Cc 2000>2007, 206 Hatchback 1.1 40Kw 54Cv 1124Cc 1998>2000, 206 Hatchback 1.1 44Kw 60Cv 1124Cc 1998>2007, 206 Hatchback 1.4 16V 65Kw 88Cv 1360Cc 2003>2008, 206 Hatchback 1.4 HDi 51Kw 69Cv 1398Cc 2002>2007, 206 Hatchback 1.4 HDi eco 70 50Kw 68Cv 1398Cc 2001>2009, 206 Hatchback 1.4 i 55Kw 75Cv 1360Cc 1998>2012, 206 Hatchback 1.4 LPG 55Kw 75Cv 1360Cc 2006>2007, 206 Hatchback 1.6 81Kw 110Cv 1587Cc 2005>2008, 206 Hatchback 1.6 16V 80Kw 109Cv 1587Cc 2000>2009, 206 Hatchback 1.6 HDi 110 80Kw 109Cv 1560Cc 2004>2007, 206 Hatchback 1.6 i 65Kw 89Cv 1587Cc 1998>2000, 206 Hatchback 1.9 D 51Kw 69Cv 1868Cc 1998>2001, 206 Hatchback 2.0 HDi 90 66Kw 90Cv 1997Cc 1999>2009, 206 Hatchback 2.0 RC 130Kw 177Cv 1997Cc 2003>2007, 206 Hatchback 2.0 S16 99Kw 135Cv 1997Cc 1999>2000, 206 Hatchback 2.0 S16 100Kw 136Cv 1997Cc 1999>2007, 206 Saloon 1.4 55Kw 75Cv 1360Cc 2007>, 206 Saloon 1.4 HDi eco 70 50Kw 68Cv 1398Cc 2008>, 206 Saloon 1.6 16V 80Kw 109Cv 1587Cc 2007>, 206 SW 1.1 44Kw 60Cv 1124Cc 2002>2007, 206 SW 1.4 55Kw 75Cv 1360Cc 2002>2007, 206 SW 1.4 16V 65Kw 88Cv 1360Cc 2003>, 206 SW 1.4 HDi 50Kw 68Cv 1398Cc 2002>2007, 206 SW 1.6 16V 80Kw 109Cv 1587Cc 2002>, 206 SW 1.6 HDi 110 80Kw 109Cv 1560Cc 2004>, 206 SW 2.0 16V 100Kw 136Cv 1997Cc 2002>2007, 206 SW 2.0 HDi 66Kw 90Cv 1997Cc 2002>2007, 206 Van 1.4 HDi 50Kw 68Cv 1398Cc 2001>2009, 206 Van 1.9 D 51Kw 69Cv 1868Cc 1999>2007, 206+ 1.1 44Kw 60Cv 1124Cc 2009>2013, 206+ 1.4 HDi eco 70 50Kw 68Cv 1398Cc 2009>2013, 206+ 1.4 i 54Kw 73Cv 1360Cc 2010>2013, 206+ 1.4 i 55Kw 75Cv 1360Cc 2009>2013, 207 Saloon 1.6 BioFlex 83Kw 113Cv 1587Cc 2008>2013



GS2961

REPLACES / REEMPLAZA:

Ford: F57ZC204GD, F57ZC204GC

APPLICATION / APLICACIÓN:

Ford: Ranger 1995>1997


GS2962
REAR WHEEL SENSOR (BOTH SIDES)

REPLACES / REEMPLAZA:

Land Rover: SSF500021; **Delphi:** SS20475;

A.B.S.: 31227

APPLICATION / APLICACIÓN:

LAND ROVER: Range Rover Iii 3.0 D 4X4 2002>, Range Rover Iii 3.6 D 4X4 2006>, Range Rover Iii 4.2 4X4 2005>, Range Rover Iii 4.2 Supercharged 4X4 2005>, Range Rover Iii 4.4 4X4 2002>, Range Rover Iii 4.4 D 4X4 2010>, Range Rover Iii 5.0 4X4 2009>

GS2963
FRONT WHEEL SENSOR

REPLACES / REEMPLAZA:

Bosch: 0 265 008 963; **Fiat:** 51918676

APPLICATION / APLICACIÓN:

Fiat: Uno, Grand Siena

PS: set of GS2959

GS2964
REAR WHEEL SENSOR (LEFT SIDE)

REPLACES / REEMPLAZA:

Bosch: 0 265 008 964; **Fiat:** 51918276

APPLICATION / APLICACIÓN:

Fiat: Idea 1.4/1.6/1.8

PS: set of GS2965

GS2965
REAR WHEEL SENSOR (RIGHT SIDE)

REPLACES / REEMPLAZA:

Bosch: 0 265 008 965; **Fiat:** 51918277

APPLICATION / APLICACIÓN:

Fiat: Idea 1.4/1.6/1.8

GS2966
FRONT WHEEL SENSOR

REPLACES / REEMPLAZA:

Bosch: 0 265 008 966; **Fiat:** 51918224

APPLICATION / APLICACIÓN:

Fiat: Idea 1.8, Palio 1.8, Strada 1.6/1.8

GS2967
REAR WHEEL SENSOR (RIGHT SIDE)

REPLACES / REEMPLAZA:

Bosch: 0 265 008 967; **Fiat:** 51918271

APPLICATION / APLICACIÓN:

Fiat: Strada 1.4 CD

GS2968

REPLACES / REEMPLAZA:

Chevrolet: 94543968, 95937220, 95976062

APPLICATION / APLICACIÓN:

Chevrolet: Spark 1.0/1.2 2010>

GS2969

REPLACES / REEMPLAZA:

Chevrolet: 94543969, 95937222, 95976063

APPLICATION / APLICACIÓN:

Chevrolet: Spark 1.0/1.2 2010>

GS2970
REAR WHEEL SENSOR (LEFT SIDE)

REPLACES / REEMPLAZA:

Bosch: 0 265 008 970

Fiat: 51918287

APPLICATION / APLICACIÓN:

Fiat: Fiorino 1.4, Strada 1.6/1.8

GS2971
REAR WHEEL SENSOR (LEFT SIDE)

REPLACES / REEMPLAZA:

Bosch: 0 265 008 971

Fiat: 51918272

APPLICATION / APLICACIÓN:

Fiat: Palio Weekend 1.4/1.6

PS: set of GS2972

GS2972
REAR WHEEL SENSOR (RIGHT SIDE)

REPLACES / REEMPLAZA:

Bosch: 0 265 008 972

Fiat: 51918273

APPLICATION / APLICACIÓN:

Fiat: Palio Weekend 1.4/1.6

PS: set of GS2971

GS2973
REAR WHEEL SENSOR (RIGHT SIDE)

REPLACES / REEMPLAZA:

Bosch: 0 265 008 973

Fiat: 51918274

APPLICATION / APLICACIÓN:

Fiat: Palio Weekend 1.8

PS: set of GS2873/ GS2974



GS2974

REAR WHEEL SENSOR (LEFT SIDE)

REPLACES / REEMPLAZA:
Bosch: 0 265 008 974
Fiat: 51918275
 APPLICATION / APLICACIÓN:
Fiat: Palio Weekend 1.4/1.8
PS: set of GS2973



GS2975

REAR WHEEL SENSOR

REPLACES / REEMPLAZA:
Bosch: 0 265 008 975
Fiat: 51918270
 APPLICATION / APLICACIÓN:
Fiat: Palio 1.0/1.4, Siena 1.0/1.4, Grand Siena 1.4



GS2976

FRONT WHEEL SENSOR (RIGHT SIDE)

REPLACES / REEMPLAZA:
Bosch: 0 265 008 976
Fiat: 51918222
 APPLICATION / APLICACIÓN:
Fiat: Palio 1.0/1.4, Palio Weekend 1.4/1.6, Siena 1.0/1.4, Grand Siena 1.4, Strada 1.4
PS: set of GS2977



GS2977

FRONT WHEEL SENSOR (LEFT SIDE)

REPLACES / REEMPLAZA:
Bosch: 0 265 008 977
Fiat: 51918223
 APPLICATION / APLICACIÓN:
Fiat: Palio 1.0/1.4, Palio Weekend 1.4, Siena 1.0/1.4, Grand Siena 1.4, Strada 1.4
PS: set of GS2976



GS2978

FRONT WHEEL SENSOR (LEFT SIDE)

REPLACES / REEMPLAZA:
Bosch: 0 265 008 978; **Fiat:** 51918225
 APPLICATION / APLICACIÓN:
Fiat: Idea 1.4/1.6
OBS: conjunto do GS2979



GS2979

FRONT WHEEL SENSOR (RIGHT SIDE)

REPLACES / REEMPLAZA:
Bosch: 0 265 008 979; **Fiat:** 51918226
 APPLICATION / APLICACIÓN:
Fiat: Idea 1.4/1.6
PS: set of GS2978



GS2981

FRONT WHEEL SENSOR (BOTH SIDES)

REPLACES / REEMPLAZA:
Scania: 1892060, 1441277, 1530709, 1400674; **Wabco:** 4410329792; **Knorr:** 0486000023; **Febi Bilstein:** 106386;
Diesel Technic: 121523
 APPLICATION / APLICACIÓN:
SCANIA: Line 4 1996>, Line F/ K 2011>



GS2985

FRONT AND REAR WHEEL SENSOR (RIGHT SIDE)

REPLACES / REEMPLAZA:
MAN: 81271206147; **Knorr:** 0486001041; **Cojali:** 2261196;
Hella: 6PU230048481; **Diesel Technic:** 337037
 APPLICATION / APLICACIÓN:
MAN: L2000 102 1993>1996, L2000 110 1993>2006, L2000 113 1997>2006, L2000 140 2000>, L2000 141 1993>2006, L2000 150 1999>2006, L2000 155 1993>2006, L2000 160 1993>2006, L2000 170 1999>2006, L2000 180 2000>, L2000 220 1993>2000



GS2986

FRONT WHEEL SENSOR (LEFT SIDE)

REPLACES / REEMPLAZA:
MAN: 81254296117, 81271206099, 81271206133, 81271206175; **Diesel Technic:** 337029; **Knorr:** 0486000253; **Cojali:** 2261152; **Febi Bilstein:** 103768
 APPLICATION / APLICACIÓN:
MAN: TGA 18.310 2000>, TGA 18.320 2000>, TGA 18.350 2004>, TGA 18.360 2000>, TGA 18.390 2004>, TGA 18.400 2004>, TGA 18.410 2000>, TGA 18.420 2000>, TGA 18.430 2004>, TGA 18.440 2004>, TGA 18.460 2000>, TGA 18.480 2002>, TGA 18.510 1999>2009, TGA 18.530 2002>2009, TGA 18.540 2006>, TGA 24.360 2001>, TGA 24.400 2004>, TGA 24.440 2004>, TGA 24.460 2001>, TGA 24.480 2002>, TGA 24.530 2001>, TGA 24.540 2006>, TGA 26.280 2002>, TGA 26.310 2000>, TGA 26.320 2004>, TGA 26.330 2002>, TGA 26.350 2004>, TGA 26.360 2004>, TGA 26.360 2004>, TGA 26.360 2004>, TGA 26.360 2000>, TGA 26.390 2004>, TGA 26.400 2004>, TGA 26.410 2000>, TGA 26.430 2005>, TGA 26.440 2004>, TGA 26.460 2000>, TGA 26.480 2002>, TGA 26.510 2000>, TGA 26.530 2002>, TGA 26.540 2006>, TGA 28.310 2002>, TGA 28.320 2004>, TGA 28.350 2004>, TGA 28.360 2002>, TGA 28.390 2004>, TGA 28.400 2004>, TGA 28.410 2002>, TGA 28.430 2004>, TGA 28.440 2004>, TGA 28.460 2002>, TGA 28.480 2002>, TGA 28.510 2002>, TGA 28.540 2006>, TGS 18.320 2007>2021, TGS 18.360 2007>2021, TGS 18.400 2007>2021, TGS 18.440 2007>2021, TGS 18.480 2007>2021, TGS 18.540 2007>2021, TGS 26.320 2007>2021, TGS 26.360 2007>2021, TGS 26.400 2007>2021, TGS 26.440 2007>2021, TGS 26.480 2007>2021, TGS 26.540 2007>2021, TGS 28.320 2008>2021, TGS 28.360 2008>2021, TGS 28.400 2008>2021, TGS 28.440 2007>2021, TGS 28.480 2008>2021, TGS 28.540 2009>2021, TGX 18.360 2007>2021, TGX 18.400 2007>2021, TGX 18.440 2007>2021, TGX 18.480 2007>2021, TGX 18.520 2014>2021, TGX 18.540 2007>2021, TGX 18.560 2014>2021, TGX 24.360 2007>2021, TGX 24.400 2007>2021, TGX 24.440 2007>2021, TGX 24.540 2007>2021, TGX 26.320 2006>2021, TGX 26.360 2007>2021, TGX 26.400 2006>2021, TGX 26.440 2006>2021, TGX 26.480 2006>2021, TGX 26.520 2014>2021, TGX 26.540 2006>2021, TGX 26.560 2014>2021;
ERF: ECT 26.380 2003>, ECT 26.420 2003>


GS2987

FRONT AND WHEEL SENSOR (RIGHT SIDE)

REPLACES / REEMPLAZA:

MAN: 81271206167, 81271206127; **VW:** 2V5927748G; **Knorr:** 0486000262; **Diesel Technic:** 337134; **Febi Bilstein:** 170611

APPLICATION / APLICACIÓN:

MAN: TGA, TGL, TGM, TGS, TGX

GS2988

FRONT AND WHEEL SENSOR (LEFT SIDE)

REPLACES / REEMPLAZA:

MAN: 81271206166, 81271206128; **VW:** 2V5927748F; **Knorr:** 0486000263; **Diesel Technic:** 337133; **Febi Bilstein:** 170591

APPLICATION / APLICACIÓN:

MAN: TGA, TGL, TGM, TGS, TGX

GS2989

FRONT AND WHEEL SENSOR (BOTH SIDES)

REPLACES / REEMPLAZA:

Volvo: 21296841, 21663164; **Renault:** 21663164; **Wabco:** 4410353230

APPLICATION / APLICACIÓN:

VOLVO: FH II 2012>, FH 16 II 2012>, FM II 2012>;

RENAULT: Premium 2 2005>, Kerax 1997>I605

GS2990

FRONT WHEEL SENSOR (LEFT SIDE)

REPLACES / REEMPLAZA:

Suzuki: 5622065J00; **A.B.S.:** 31313

APPLICATION / APLICACIÓN:

SUZUKI: Grand Vitara I 2.7 4X4 2001>, Grand Vitara li 1.6 2005>, Grand Vitara li 1.6 All-Wheel Drive 2005>, Grand Vitara li 1.9 Ddis 2006>, Grand Vitara li 1.9 Ddis All-Wheel Drive 2005>, Grand Vitara li 2.0 2005>, Grand Vitara li 2.0 All-Wheel Drive 2005>, Grand Vitara li 2.4 All-Wheel Drive 2009>, Grand Vitara li 2.7 All-Wheel Drive 2005>, Grand Vitara li 3.2 All-Wheel Drive 2008>, Grand Vitara li 3.2 All-Wheel Drive 2009>

GS2991

FRONT WHEEL SENSOR (RIGHT SIDE)

REPLACES / REEMPLAZA:

Suzuki: 5621065J00; **A.B.S.:** 31314

APPLICATION / APLICACIÓN:

SUZUKI: Grand Vitara I 2.7 4X4 2001>, Grand Vitara li 1.6 2005>, Grand Vitara li 1.6 All-Wheel Drive 2005>, Grand Vitara li 1.9 Ddis 2006>, Grand Vitara li 1.9 Ddis All-Wheel Drive 2005>, Grand Vitara li 2.0 2005>, Grand Vitara li 2.0 All-Wheel Drive 2005>, Grand Vitara li 2.4 All-Wheel Drive 2009>, Grand Vitara li 2.7 All-Wheel Drive 2005>, Grand Vitara li 3.2 All-Wheel Drive 2008>, Grand Vitara li 3.2 All-Wheel Drive 2009>

GS2992

REAR WHEEL SENSOR (RIGHT SIDE)

REPLACES / REEMPLAZA:

Suzuki: 5631065J00, 5631065J01; **A.B.S.:** 31316

APPLICATION / APLICACIÓN:

SUZUKI: Grand Vitara I 2.7 4X4 2001>, Grand Vitara li 1.6 2005>, Grand Vitara li 1.6 All-Wheel Drive 2005>, Grand Vitara li 1.9 Ddis 2006>, Grand Vitara li 1.9 Ddis All-Wheel Drive 2005>, Grand Vitara li 2.0 2005>, Grand Vitara li 2.0 All-Wheel Drive 2005>, Grand Vitara li 2.4 All-Wheel Drive 2009>, Grand Vitara li 2.7 All-Wheel Drive 2005>, Grand Vitara li 3.2 All-Wheel Drive 2008>, Grand Vitara li 3.2 All-Wheel Drive 2009>

GS2993

REAR WHEEL SENSOR (LEFT SIDE)

REPLACES / REEMPLAZA:

Suzuki: 5632065J00, 5632065J01; **A.B.S.:** 31315

APPLICATION / APLICACIÓN:

SUZUKI: Grand Vitara I 2.7 4X4 2001>, Grand Vitara li 1.6 2005>, Grand Vitara li 1.6 All-Wheel Drive 2005>, Grand Vitara li 1.9 Ddis 2006>, Grand Vitara li 1.9 Ddis All-Wheel Drive 2005>, Grand Vitara li 2.0 2005>, Grand Vitara li 2.0 All-Wheel Drive 2005>, Grand Vitara li 2.4 All-Wheel Drive 2009>, Grand Vitara li 2.7 All-Wheel Drive 2005>, Grand Vitara li 3.2 All-Wheel Drive 2008>, Grand Vitara li 3.2 All-Wheel Drive 2009>

GS2995

REAR WHEEL SENSOR (LEFT SIDE)

REPLACES / REEMPLAZA:

Volvo: 9128422, 9162612, 91626120; **Bosch:** 0 280 142 341; **Mobiletron:** AB-EU116

APPLICATION / APLICACIÓN:

VOLVO: 850 2.0 1991>1996, 850 2.0 Turbo 1993>1996, 850 2.3 T5 1993>1996, 850 2.3 T5-R 1995>1996, 850 2.4 1991>1994, 850 2.4 Gle 1993>1997, 850 2.5 Tdi 1995>1996, 850 Sw 2.0 1993>1996, 850 Sw 2.0 Turbo 1993>1996, 850 Sw 2.3 T5 1993>1996, 850 Sw 2.3 T5-R 1995>1996, 850 Sw 2.4 1992>1994, 850 Sw 2.4 Awd 1996>1996, 850 Sw 2.5 Tdi 1995>1996, C70 I Conversível 2.0 1998>2005, C70 I Conversível 2.0 T 1998>2005, C70 I Conversível 2.3 T5 1998>2005, C70 I Conversível 2.4 1998>2005, C70 I Conversível 2.4 T 1998>2005, C70 I Coupé 2.0 1997>2002, C70 I Coupé 2.0 T 1997>2002, C70 I Coupé 2.3 T-5 1997>2002, C70 I Coupé 2.4 T 1997>2002, S70 2.0 1997>2000, S70 2.0 Turbo 1997>2000, S70 2.3 T-5 1997>2000, S70 2.3 Turbo 1997>2000, S70 2.4 1997>2000, S70 2.4 Bifuel 1998>2000, S70 2.4 T5 Awd 1996>1999, S70 2.4 Turbo 1997>2000, S70 2.5 Tdi 1997>2000, V70 I 2.0 1995>2000, V70 I 2.0 Turbo 1995>2000, V70 I 2.0 Turbo Awd 1996>2000, V70 I 2.3 T Awd 1997>2000, V70 I 2.3 T-5 1996>2000, V70 I 2.3 T-5 Awd 1997>2000, V70 I 2.3 Turbo 1995>2000, V70 I 2.4 1995>1999, V70 I 2.4 Awd 1998>1999, V70 I 2.4 Bifuel 1998>1999, V70 I 2.4 Turbo 1996>2000, V70 I 2.4 Turbo Awd 1996>2000, V70 I 2.5 Tdi 1995>2000



GS2996

FRONT WHEEL SENSOR (BOTH SIDES)

REPLACES / REEMPLAZA:

Jeep: 5103493AA

APPLICATION / APLICACIÓN:

DODGE: Ram 1500 Crew Cab Pickup 4.7 2001>, Ram 1500 Crew Cab Pickup 5.7 2001>, Ram 1500 Crew Cab Pickup 5.7 4Wd 2002>, Ram 1500 Crew Cab Pickup 8.3 Srt-10 2003>, Ram 1500 Extended Crew Cab Pickup 5.7 2001>, Ram 1500 Extended Crew Cab Pickup 5.7 4Wd 2002>, Ram 1500 Pickup 3.7 2001>, Ram 1500 Pickup 4.7 2001>, Ram 1500 Pickup 4.7 4X4 2001>, Ram 1500 Pickup 5.7 2001>, Ram 1500 Pickup 5.9 4X4 2001>, Ram 1500 Standard Cab Pickup 4.7 2001>, Ram 1500 Standard Cab Pickup 5.7 2001>, Ram 1500 Standard Cab Pickup 5.7 4Wd 2002>, Ram 1500 Standard Cab Pickup 8.3 Srt-10 2003>, Ram 2500 Cab & Chassis 5.7 2001>, Ram 2500 Cab & Chassis 5.7 4Wd 2002>, Ram 2500 Crew Cab Pickup 5.7 2001>, Ram 2500 Crew Cab Pickup 5.7 4Wd 2002>, Ram 2500 Extended Crew Cab Pickup 5.7 2001>, Ram 2500 Extended Crew Cab Pickup 5.7 4Wd 2002>, Ram 2500 Pickup 5.7 2001>, Ram 2500 Pickup 5.7 4X4 2002>, Ram 2500 Pickup 5.9 2002>, Ram 2500 Pickup 5.9 4X4 2001>, Ram 2500 Pickup 5.9 Di 2002>, Ram 2500 Pickup 5.9 Di 4X4 2002>, Ram 2500 Pickup 5.9 Td 4X4 2003>, Ram 2500 Pickup 8.0 4X4 2002>, Ram 2500 Standard Cab Pickup 5.7 2001>, Ram 2500 Standard Cab Pickup 5.7 4Wd 2002>

GS2999

REAR WHEEL SENSOR (BOTH SIDES)

REPLACES / REEMPLAZA:

Audi: WHT003864A, WHT003864B, WHT003864, 0986594526; **Bosch:** 0 986 594 606; **Meat & Doria:** 90571, 90571A1; **Mobiletron:** AB-EU480

APPLICATION / APLICACIÓN:

AUDI: A3 1.0 Tfsi 2016>, A3 1.2 Tfsi 2013>, A3 1.4 Tfsi 2012>, A3 1.4 Tsi 2012>, A3 1.5 Tfsi 2017>, A3 1.6 Tdi 2010>, A3 1.8 Tfsi 2012>, A3 2.0 Tdi 2010>, A3 2.0 Tfsi 2014>, A3 Convertible 1.4 Tfsi 2012>, A3 Convertible 1.4 Tsi 2012>, A3 Convertible 1.6 Tdi 2010>, A3 Convertible 1.8 Tfsi 2012>, A3 Convertible 2.0 Tdi 2010>, A3 Convertible 2.0 Tfsi 2014>, A3 Convertible 40 Tfsi 2018>, A3 Limousine 1.0 Tfsi 2016>, A3 Limousine 1.2 Tfsi 2013>, A3 Limousine 1.4 Tfsi 2012>, A3 Limousine 1.4 Tsi 2012>, A3 Limousine 1.5 Tfsi 2017>, A3 Limousine 1.6 Tdi 2010>, A3 Limousine 1.8 Tfsi 2012>, A3 Limousine 2.0 Tdi 2010>, A3 Limousine 2.0 Tfsi 2014>, A3 Limousine 30 Tdi 2018>, A3 Limousine 30 Tfsi 2018>, A3 Limousine 35 Tdi 2018>, A3 Limousine 35 Tfsi 2018>, A3 Limousine 40 Tfsi 2018>, A3 Sportback 1.0 Tfsi 2016>, A3 Sportback 1.2 Tfsi 2013>, A3 Sportback 1.4 Tfsi 2012>, A3 Sportback 1.4 Tfsi E-Tron 2014>, A3 Sportback 1.4 Tfsi G-Tron 2013>, A3 Sportback 1.4 Tfsi 2012>, A3 Sportback 1.5 Tfsi 2017>, A3 Sportback 1.6 Tdi 2010>, A3 Sportback 1.8 Tfsi 2012>, A3 Sportback 2.0 Tdi 2010>, A3 Sportback 2.0 Tfsi 2014>, A3 Sportback 30 G-Tron 2018>, A3 Sportback 30 Tdi 2018>, A3 Sportback 30 Tfsi 2018>, A3 Sportback 35 Tdi 2018>, A3 Sportback 35 Tfsi 2018>, A3 Sportback 40 Tfsi 2018>, Q2 1.0 Tfsi 2016>, Q2 1.4 Tfsi 2012>, Q2 1.6 Tdi 2010>, Q2 2.0 Tdi 2010>, Q3 35 Tdi 2018>, Q3 35 Tfsi 2018>, Tt 1.8 Tfsi 2012>, Tt 2.0 Tdi 2010>, Tt 2.0 Tfsi 2014>, Tt Roadster 1.8 Tfsi 2012>, Tt Roadster 2.0 Tdi 2010>, Tt Roadster 2.0 Tfsi 2014>

SEAT: Ateca 1.0 Tsi 2015>, Ateca 1.4 Tsi 2012>, Ateca 1.6 Tdi 2010>, Ateca 2.0 Tdi 2010>, Leon 1.0 Tsi 2015>, Leon 1.2 Tsi 2010>, Leon 1.4 Tgi 2013>, Leon 1.4 Tsi 2012>, Leon 1.6 Tdi 2010>, Leon 1.8 Tsi 2012>, Leon 2.0 Cupra 2013>, Leon 2.0 Tdi 2010>, Leon Box Body / Hatchback 1.0 Tsi 2015>, Leon Box Body / Hatchback 1.2 Tsi 2010>, Leon Box Body / Hatchback 1.4 Tsi 2012>, Leon Box Body / Hatchback 1.6 Tdi 2010>, Leon Box Body / Hatchback 1.8 Tfsi 2012>, Leon Box Body / Hatchback 2.0 Cupra 2013>, Leon Box Body / Hatchback 2.0 Tdi 2010>, Leon Sc 1.0 Tsi 2015>, Leon Sc 1.2 Tsi 2010>, Leon Sc 1.4 Tsi 2012>, Leon Sc 1.6 Tdi 2010>, Leon Sc 2.0 Cupra 2013>, Leon Sc 2.0 Tdi 2010>, Leon St 1.0 Tsi 2015>, Leon St 1.2 Tsi 2010>, Leon St 1.4 Tgi 2013>, Leon St 1.4 Tsi 2012>, Leon St 1.6 Tdi 2010>, Leon St 1.8 Tsi 2012>, Leon St 2.0 Cupra 2013>, Leon St 2.0 Tdi 2010>, Leon St Box Body/Estate 1.0 Tsi 2015>, Leon St Box Body/Estate 1.2 Tsi 2010>, Leon St Box Body/Estate 1.4 Tsi 2012>, Leon St Box Body/Estate 1.6 Tdi 2010>, Leon St Box Body/Estate 1.8 Tfsi 2012>, Leon St Box Body/Estate 2.0 Cupra 2013>, Leon St Box Body/Estate 2.0 Tdi 2010>

SKODA: Karoq 1.0 Tsi 2015>, Karoq 1.5 Tsi 2017>, Karoq 1.6 Tdi 2010>, Karoq 2.0 Tdi 2010>, Octavia lli 1.0 Tsi 2015>, Octavia lli 1.2 Tsi 2010>, Octavia lli 1.4 Tsi 2012>, Octavia lli 1.4 Tsi G-Tec 2013>, Octavia lli 1.5 Tsi 2017>, Octavia lli 1.6 2004>, Octavia lli 1.6 Tdi 2010>, Octavia lli 1.8 Tsi 2012>, Octavia lli 2.0 Tdi 2010>, Octavia lli 2.0 Tdi Rs 2013>, Octavia lli 2.0 Tsi 2015>, Octavia lli 2.0 Tsi Rs 2012>, Octavia lli Combi 1.0 Tsi 2015>, Octavia lli Combi 1.2 Tsi 2010>, Octavia lli Combi 1.4 Tsi 2012>, Octavia lli Combi 1.4 Tsi G-Tec 2013>, Octavia lli Combi 1.5 Tsi 2017>, Octavia lli Combi 1.5 Tsi G-Tec 2019>, Octavia lli Combi 1.6 2004>, Octavia lli Combi 1.6 Tdi 2010>, Octavia lli Combi 1.8 Tsi 2012>, Octavia lli Combi 2.0 Tdi 2010>, Octavia lli Combi 2.0 Tdi Rs 2013>, Octavia lli Combi 2.0 Tsi 2015>, Octavia lli Combi 2.0 Tsi Rs 2012>, Superb lli 1.4 Tsi 2012>, Superb lli 1.4 Tsi Iv 2019>, Superb lli 1.5 Tsi 2017>, Superb lli 1.6 Tdi 2010>, Superb lli 1.8 Tsi 2012>, Superb lli 2.0 Tdi 2010>, Superb lli 2.0 Tsi 2015>, Superb lli Estate 1.4 Tsi 2012>, Superb lli Estate 1.4 Tsi Iv 2019>, Superb lli Estate 1.5 Tsi 2017>, Superb lli Estate 1.6 Tdi 2010>, Superb lli Estate 1.8 Tsi 2012>, Superb lli Estate 2.0 Tdi 2010>, Superb lli Estate 2.0 Tsi 2015>

VW: Arteon 1.5 Tsi 2017>, Arteon 2.0 Tdi 2010>, Arteon 2.0 Tsi 2015>, Caddy Alltrack Box 1.0 Tsi 2015>, Caddy Alltrack Box 1.2 Tsi 2010>, Caddy Alltrack Box 1.4 Tgi Cng 2013>, Caddy Alltrack Box 1.4 Tsi 2012>, Caddy Alltrack Box 1.6 Tdi 2010>, Caddy Alltrack Box 2.0 Tdi 2010>, Caddy Alltrack Estate 1.0 Tsi 2015>, Caddy Alltrack Estate 1.2 Tsi 2010>, Caddy Alltrack Estate 1.4 Tgi Cng 2013>, Caddy Alltrack Estate 1.4 Tsi 2012>, Caddy Alltrack Estate 1.6 Tdi 2010>, Caddy Alltrack Estate 2.0 Tdi 2010>, Caddy lli Box 1.2 Tsi 2010>, Caddy lli Box 1.6 2004>, Caddy lli Box 1.6 Bifuel 2011>, Caddy lli Box 1.6 Tdi 2010>, Caddy lli Box 2.0 Ecofuel 2006>, Caddy lli Box 2.0 Tdi 2010>, Caddy lli Box 2.0 Tdi 16V 2010>, Caddy lli Box 2.0 Tdi 4Motion 2010>, Caddy lli Estate 1.2 Tsi 2010>, Caddy lli Estate 1.6 2004>, Caddy lli Estate 1.6 Bifuel 2011>, Caddy lli Estate 1.6 Tdi 2010>, Caddy lli Estate 2.0 Ecofuel 2006>, Caddy lli Estate 2.0 Tdi 2010>, Caddy lli Estate 2.0 Tdi 16V 2010>, Caddy lli Estate 2.0 Tdi 2010>, Caddy lli Estate 1.2 Tsi 2010>, Caddy lli Estate 1.4 Tgi Cng 2013>, Caddy lli Estate 1.4 Tsi 2012>, Caddy lli Estate 1.6 2004>, Caddy lli Estate 1.6 Tdi 2010>, Caddy lli Estate 2.0 Tdi 2010>, Crafter Platparam/Chassis 2.0 Tdi 2010>, Crafter Platparam/Chassis 2.0 Tdi 4Motion 2010>, Crafter Platparam/Chassis 2.0 Tdi Rwd 2017>, Golf Alltrack 1.8 Tsi 4Motion 2014>, Golf Alltrack Vii 2.0 Tdi 4Motion 2010>, Golf Sportsvan 1.0 Tsi 2015>, Golf Sportsvan 1.2 Tsi 2010>, Golf Sportsvan 1.4 Tsi 2012>, Golf Sportsvan 1.4 Tsi Multifuel 2013>, Golf Sportsvan 1.5 Tsi 2017>, Golf Sportsvan 1.6 2004>, Golf Sportsvan 1.6 Tdi 2010>, Golf Sportsvan 2.0 Tdi 2010>, Golf Van Vii Variant 1.2 Tsi Bluemotion 2012>, Golf Van Vii Variant 1.4 Tsi Bluemotion 2012>, Golf Van Vii Variant 1.6 Tdi Bluemotion 2012>, Golf Van Vii Variant 2.0 Tdi Bluemotion 2013>, Golf Vii 1.0 Tsi 2015>, Golf Vii 1.2 Tsi 2010>, Golf Vii 1.4 Gte Hybrid 2014>, Golf Vii 1.4 Tgi Cng 2013>, Golf Vii 1.4 Tsi 2012>, Golf Vii 1.4 Tsi Multifuel 2013>, Golf Vii 1.5 Tgi 2018>, Golf Vii 1.5 Tsi 2017>, Golf Vii 1.6 2004>, Golf Vii 1.6 Tdi 2010>, Golf Vii 2.0 Gtd 2013>, Golf Vii 2.0 Gti 2013>, Golf Vii 2.0 Gti Clubsport 2016>, Golf Vii 2.0 Gti Clubsport S 2016>, Golf Vii 2.0 Gti Tcr 2019>, Golf Vii 2.0 Tdi 2010>, Golf Vii E-Golf 2014>, Golf Vii Van 1.2 Tsi Bluemotion 2012>, Golf Vii Van 1.4 Tsi Bluemotion 2012>, Golf Vii Van 1.6 Tdi Bluemotion 2012>, Golf Vii Van 2.0 Gtd 2013>, Golf Vii Van 2.0 Gti 2013>, Golf Vii Van 2.0 Tdi Bluemotion 2013>, Golf Vii Variant 1.0 Tsi 2015>, Golf Vii Variant 1.2 Tsi 2010>, Golf Vii Variant 1.4 Tgi Cng 2013>, Golf Vii Variant 1.4 Tsi 2012>, Golf Vii Variant 1.4 Tsi Multifuel 2013>, Golf Vii Variant 1.5 Tgi 2018>, Golf Vii Variant 1.5 Tsi 2017>, Golf Vii Variant 1.6 2004>, Golf Vii Variant 1.6 Tdi 2010>, Golf Vii Variant 2.0 Gtd 2013>, Golf Vii Variant 2.0 Tdi 2010>, Golf Viii 1.5 Tsi Bluemotion 2019>, Golf Viii 2.0 Tdi Bluemotion 2013>, Golf Viii 1.0 Tsi 2015>, Golf Viii 1.5 Etsi 2019>, Grand Caliparania Camper 2.0 Tdi 2010>, Grand Caliparania Camper 2.0 Tdi 4Motion 2010>, Passat 1.4 Gte Hybrid 2014>, Passat 1.4 Tsi 2012>, Passat 1.5 Tsi 2017>, Passat 1.6 Tdi 2010>, Passat 1.8 Tsi 2012>, Passat 2.0 Tdi 2010>, Passat 2.0 Tsi 2015>, Passat Variant 1.4 Gte Hybrid 2014>, Passat Variant 1.4 Tsi 2012>, Passat Variant 1.5 Tsi 2017>, Passat Variant 1.6 Tdi 2010>, Passat Variant 1.8 Tsi 2012>, Passat Variant 2.0 Tdi 2010>, Passat Variant 2.0 Tdi 4Motion 2010>, Passat Variant 2.0 Tsi 2015>, Tiguan 1.4 Tsi 2012>, Tiguan 1.5 Tsi 2017>, Tiguan 1.6 Tdi 2010>, Tiguan 2.0 Tdi 2010>, Touran 1.0 Tsi 2015>, Touran 1.2 Tsi 2010>, Touran 1.4 Tsi 2012>, Touran 1.5 Tsi 2017>, Touran 1.6 Tdi 2010>, Touran 1.8 Tsi 2012>, Touran 2.0 Tdi 2010>, T-Roc 1.0 Tsi 2015>, T-Roc 1.5 Tsi 2017>, T-Roc 1.6 Tdi 2010>, T-Roc 2.0 Tdi 2010>

